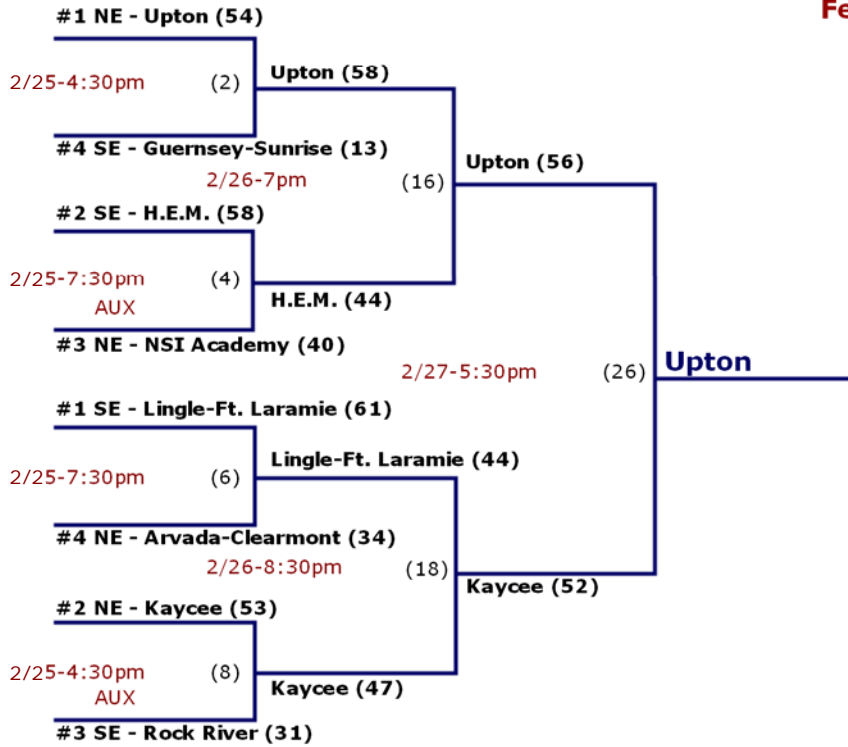


**1A East Regional Boys Basketball  
February 25th - 27th, 2016  
Sheridan High School**

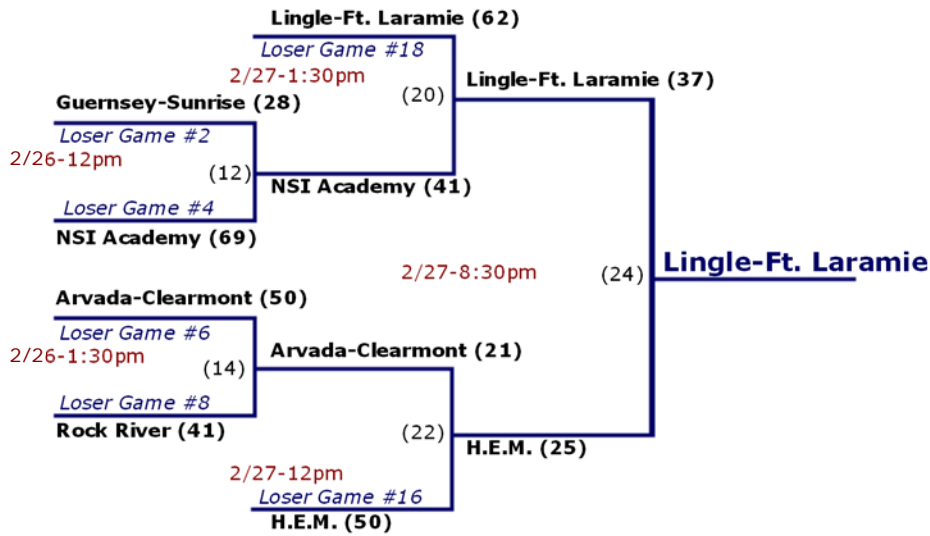


**1st Place: Upton**

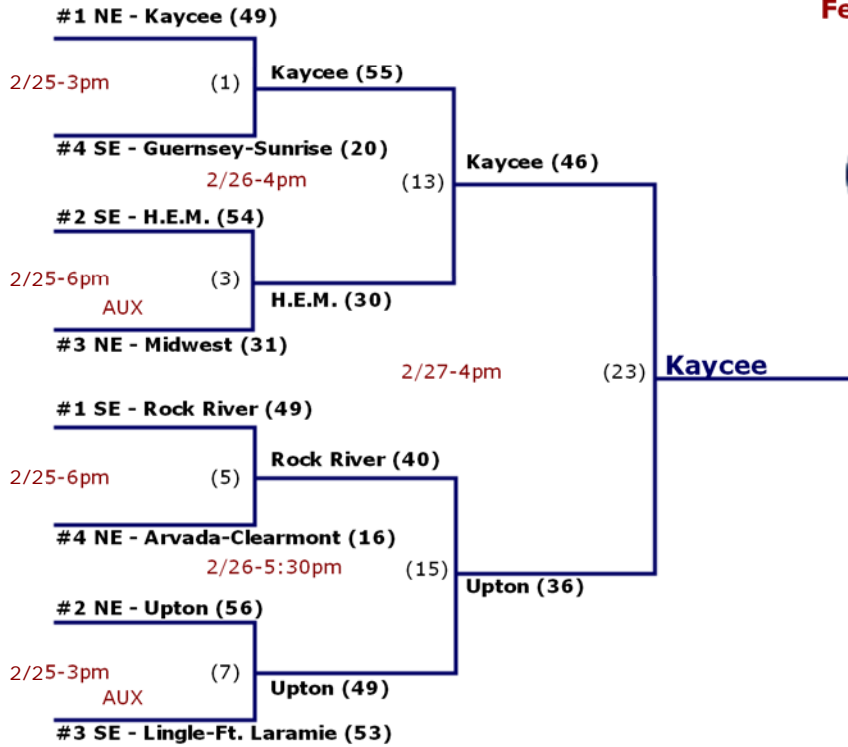
**2nd Place: Kaycee**

**3rd Place: Lingle-Ft. Laramie**

**4th Place: H.E.M.**



**1A East Regional Girls Basketball**  
**February 25th - 27th, 2016**  
**Sheridan High School**

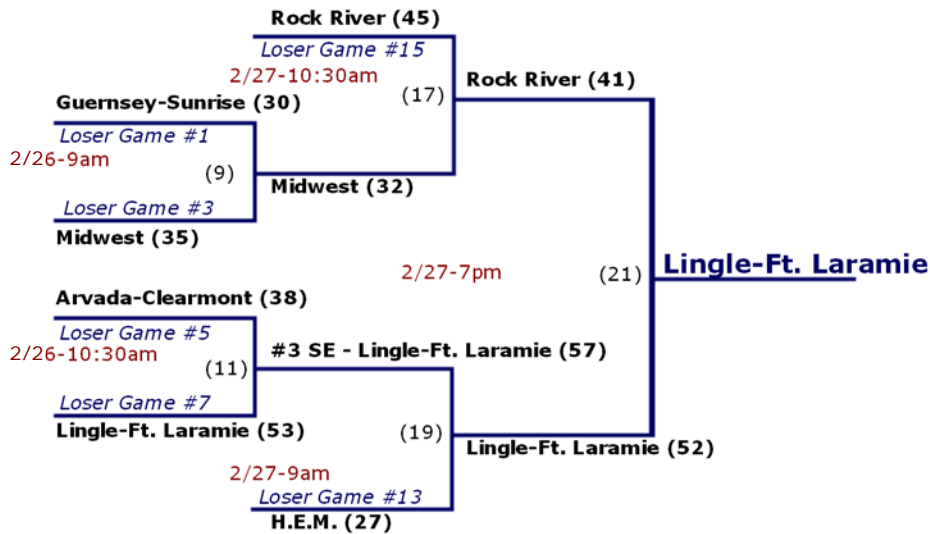


**1st Place: Kaycee**

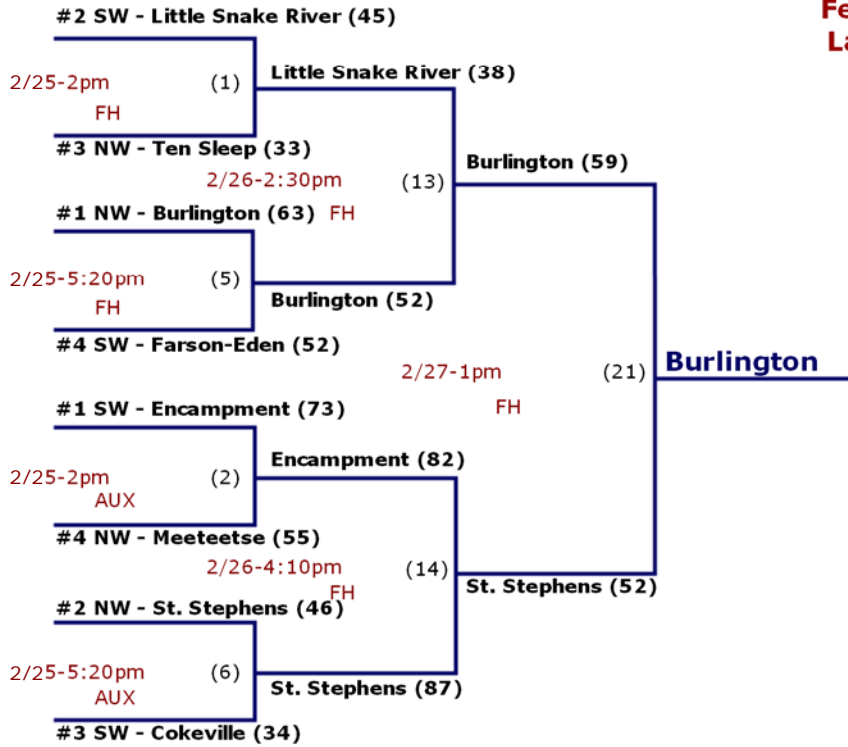
**2nd Place: Upton**

**3rd Place: Lingle-Ft. Laramie**

**4th Place: Rock River**



**1A West Regional Boys Basketball  
February 25th - 27th, 2016  
Lander Valley High School**

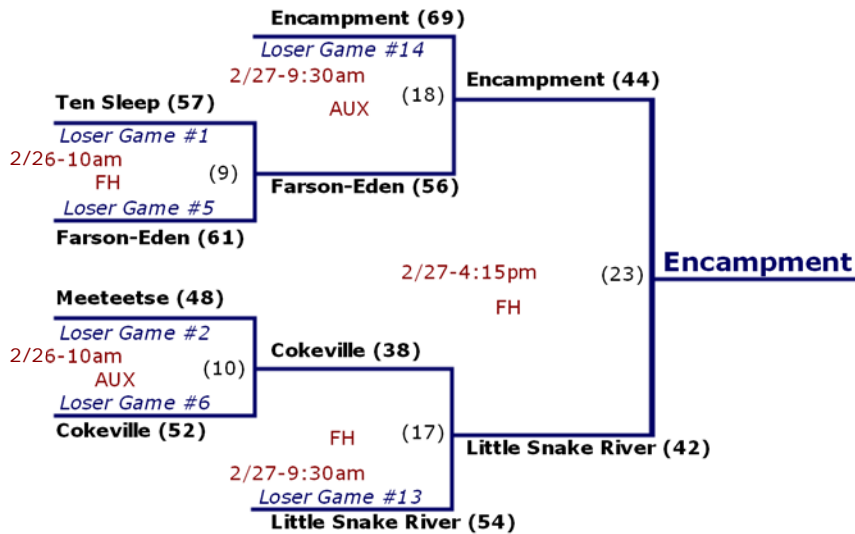


**1st Place: Burlington**


**2nd Place: St. Stephens**

**3rd Place: Encampment**

**4th Place: Little Snake River**



**1A West Regional Girls Basketball  
February 25th - 27th, 2016  
Laander Valley High School**



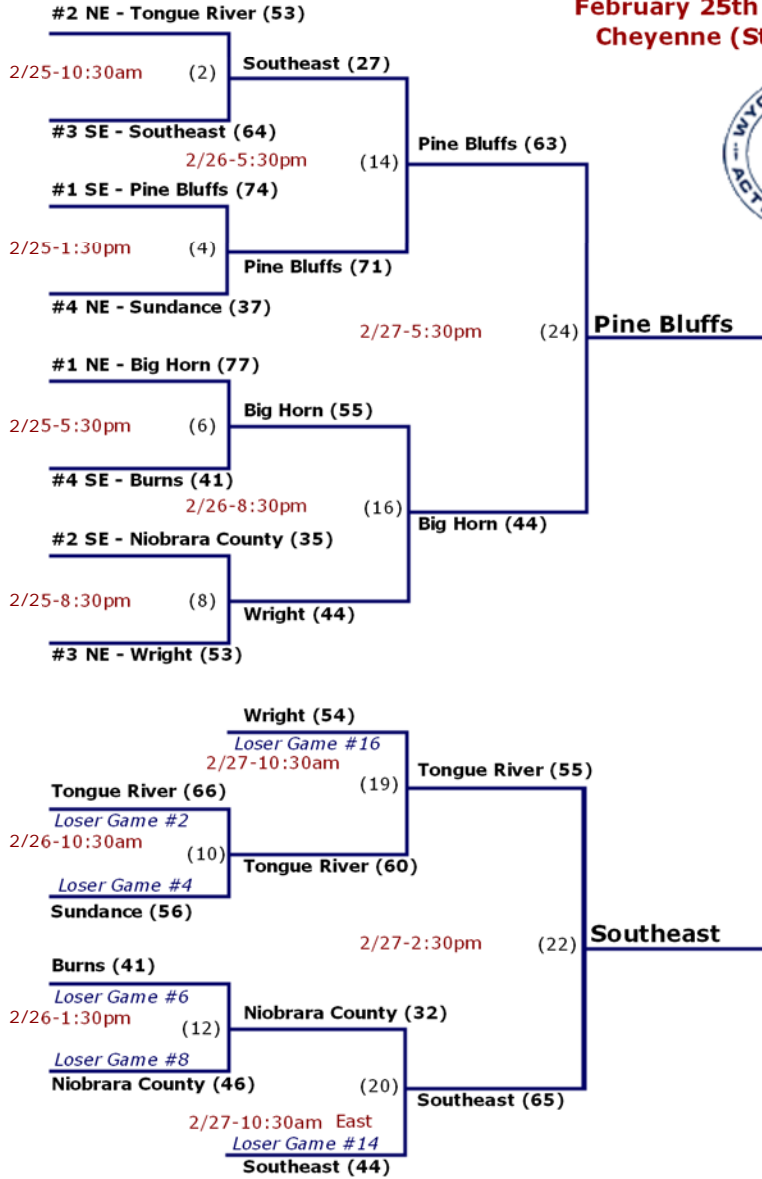
**1st Place: St. Stephens**

**2nd Place: Cokeville**

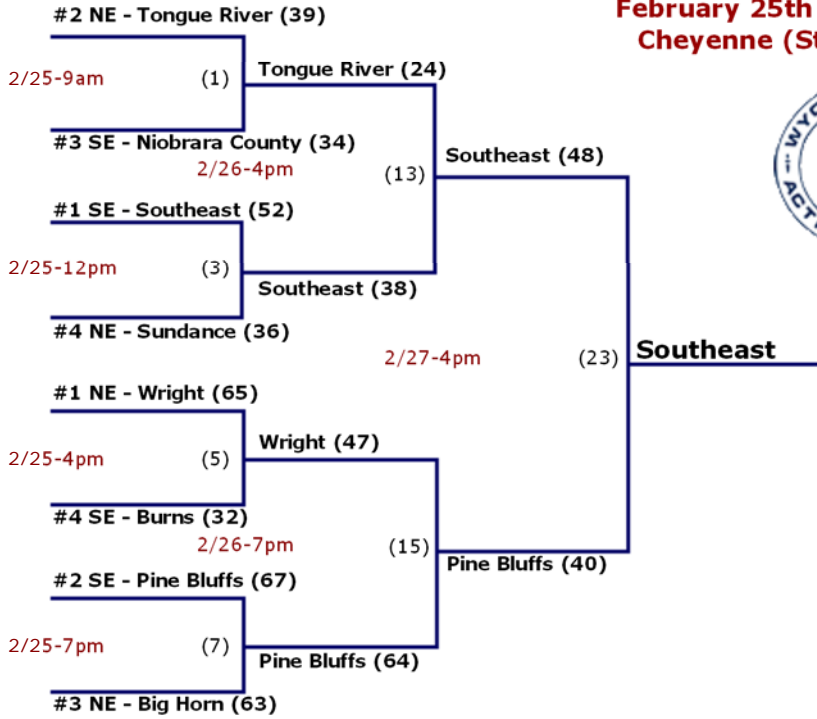
**3rd Place: Little Snake River**

**4th Place: Encampment**

**2A East Regional Boys Basketball  
February 25th - 27th, 2016  
Cheyenne (Storey Gym)**



**2A East Regional Girls Basketball  
February 25th - 27th, 2016  
Cheyenne (Storey Gym)**

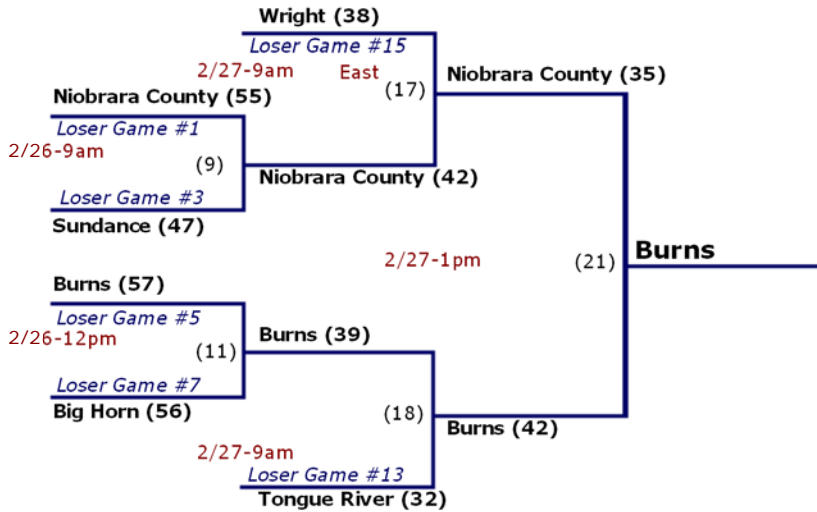


**1st Place: Southeast**

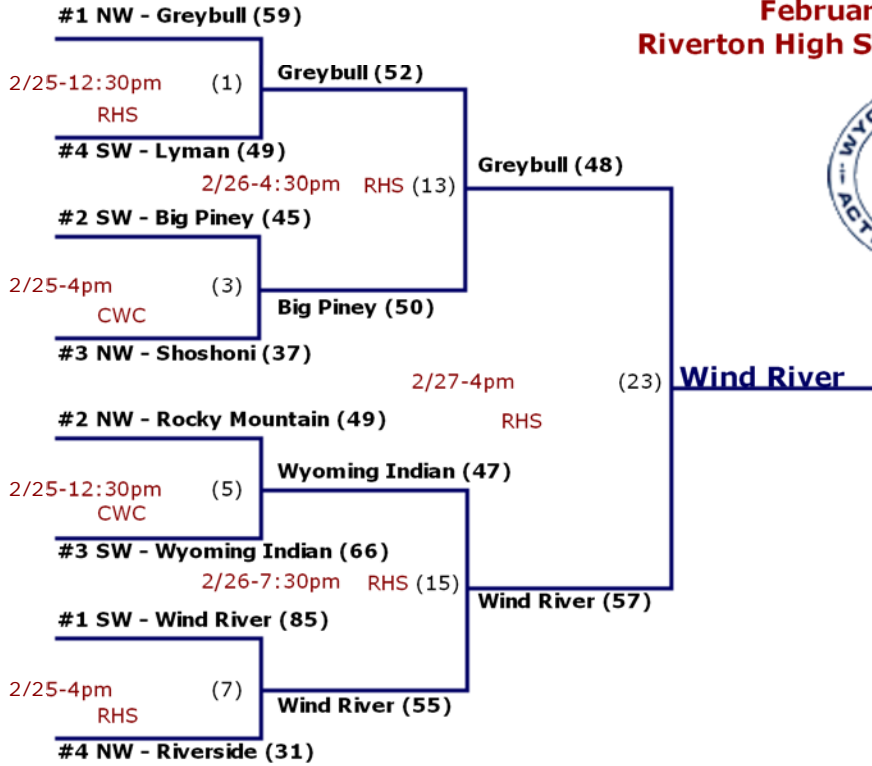
**2nd Place: Pine Bluffs**

**3rd Place: Burns**

**4th Place: Niobrara County**



**2A West Regional Boys Basketball  
February 25th - 27th, 2016  
Riverton High School & Central Wy. College**

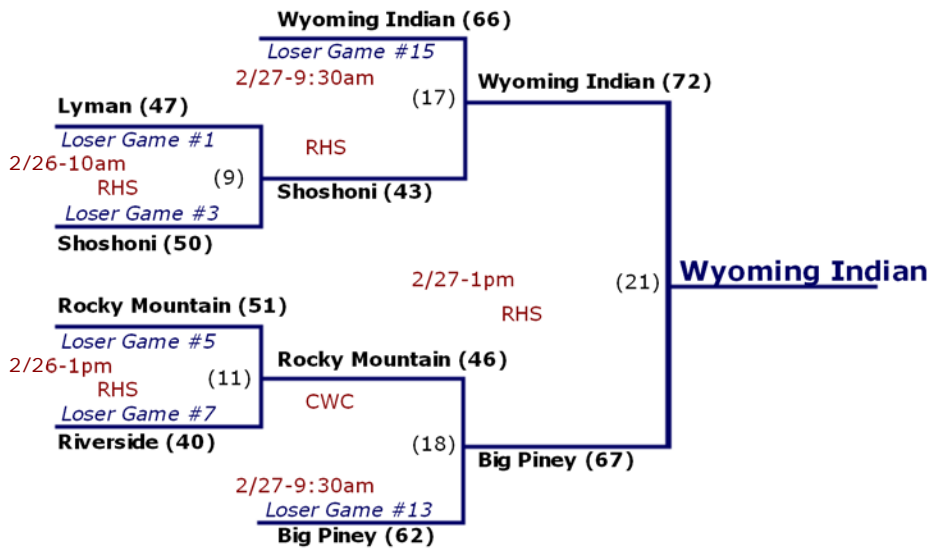


**1st Place: Wind River**

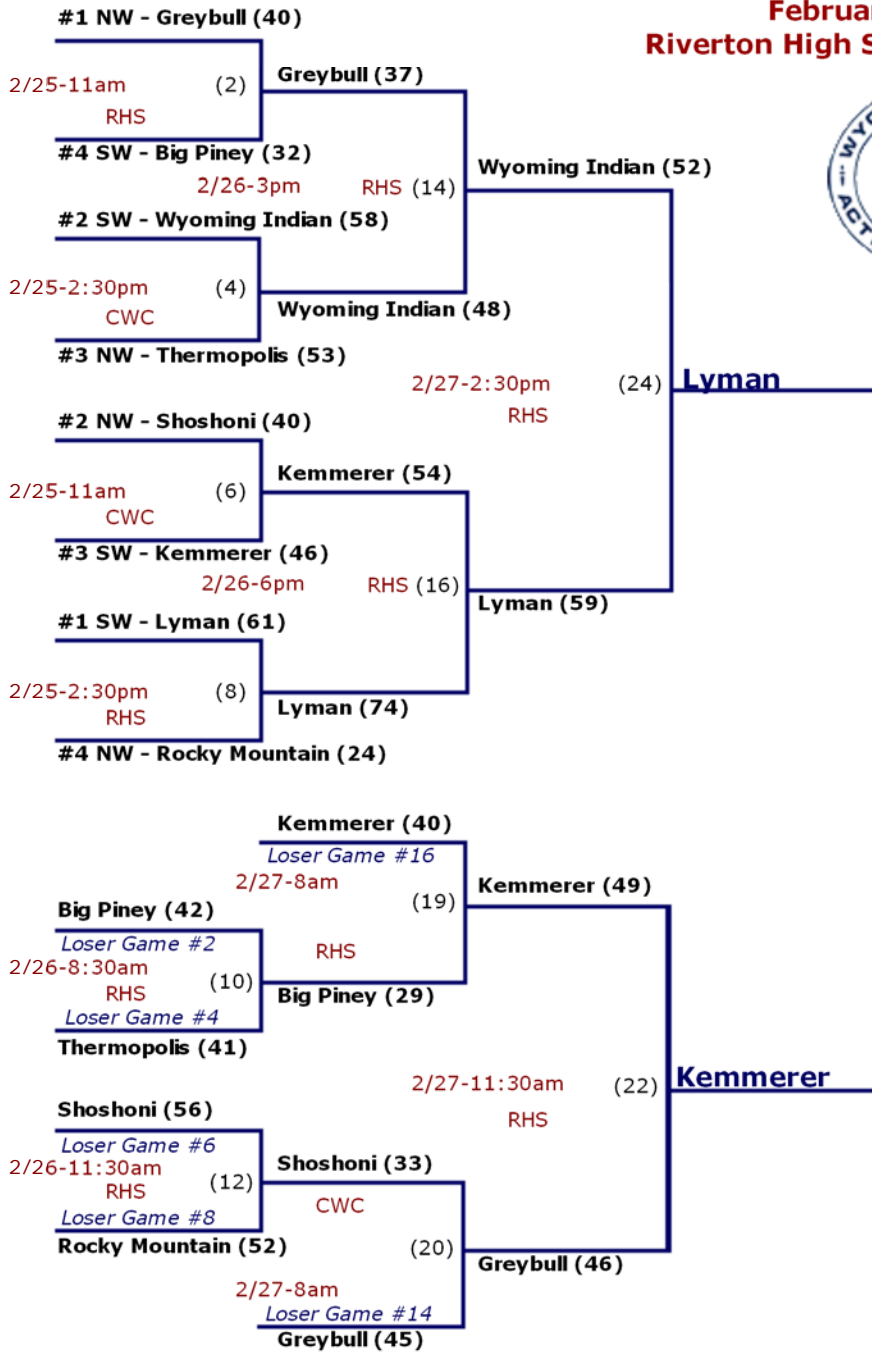
**2nd Place: Greybull**

**3rd Place: Wyoming Indian**

**4th Place: Big Piney**

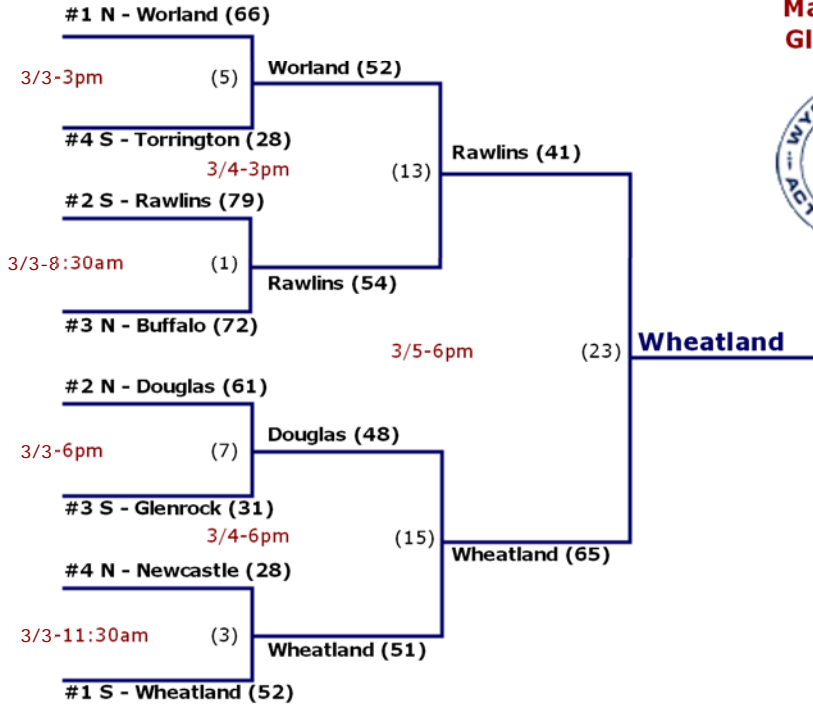


**2A West Regional Girls Basketball  
February 25th - 27th, 2016  
Riverton High School & Central Wy. College**





**3A East Regional Boys Basketball  
March 3rd - 5th, 2016  
Glenrock High School**

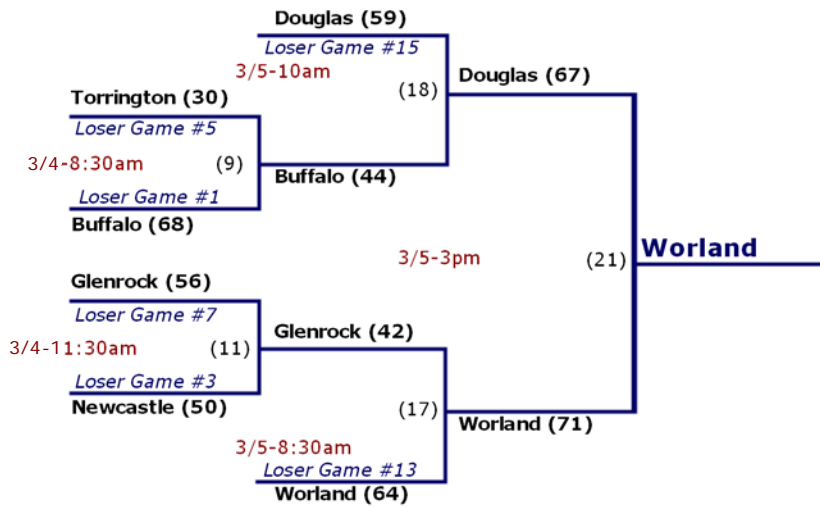


**1st Place: Wheatland**

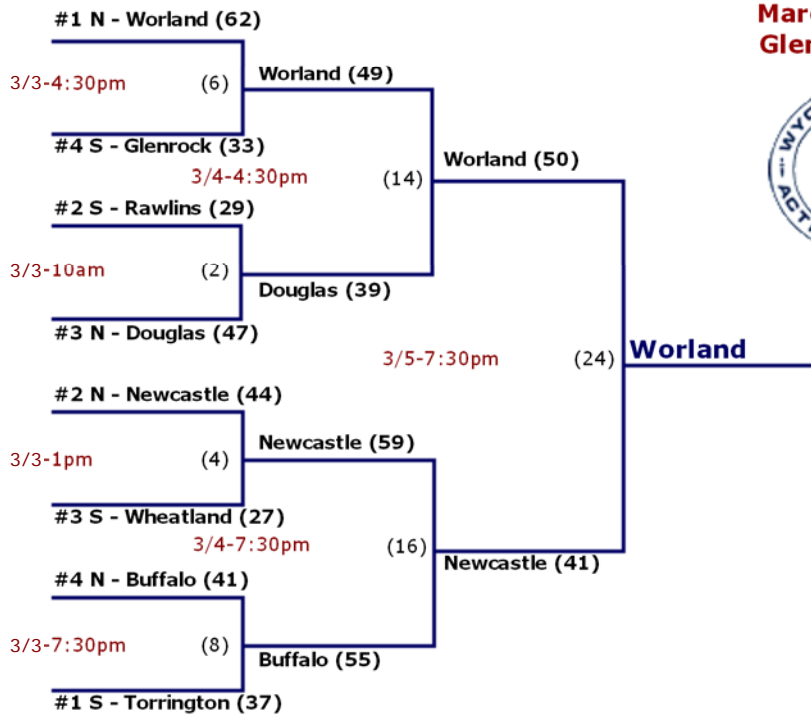
**2nd Place: Rawlins**

**3rd Place: Worland**

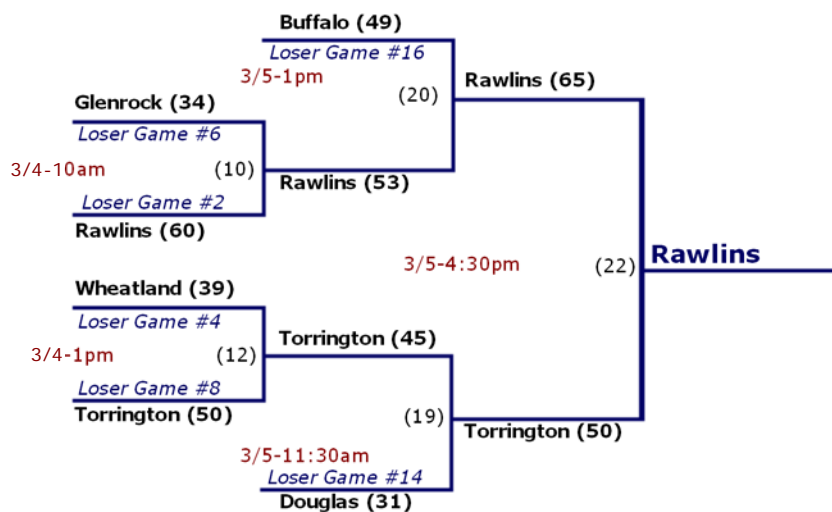
**4th Place: Douglas**



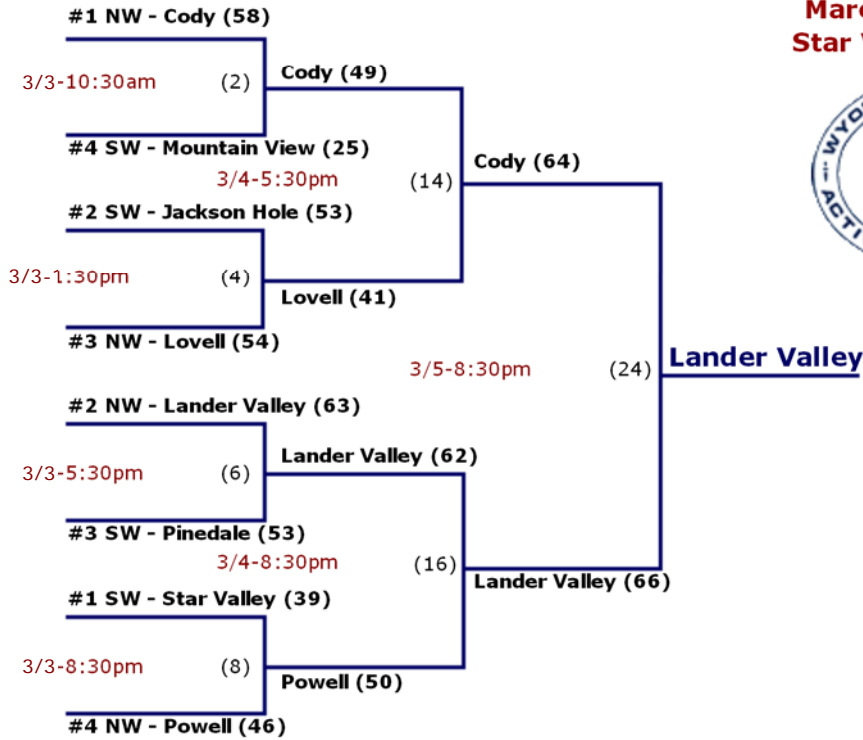
**3A East Regional Girls Basketball  
March 3rd - 5th, 2016  
Glenrock High School**



- 1st Place: Worland**
- 2nd Place: Newcastle**
- 3rd Place: Rawlins**
- 4th Place: Torrington**



**3A West Regional Boys Basketball  
 March 3rd - 5th, 2016  
 Star Valley High School**

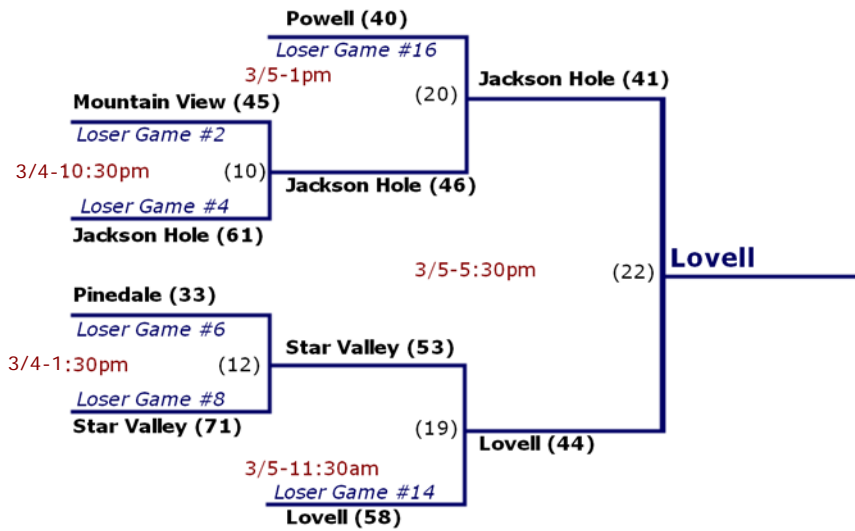


**1st Place: Lander Valley**

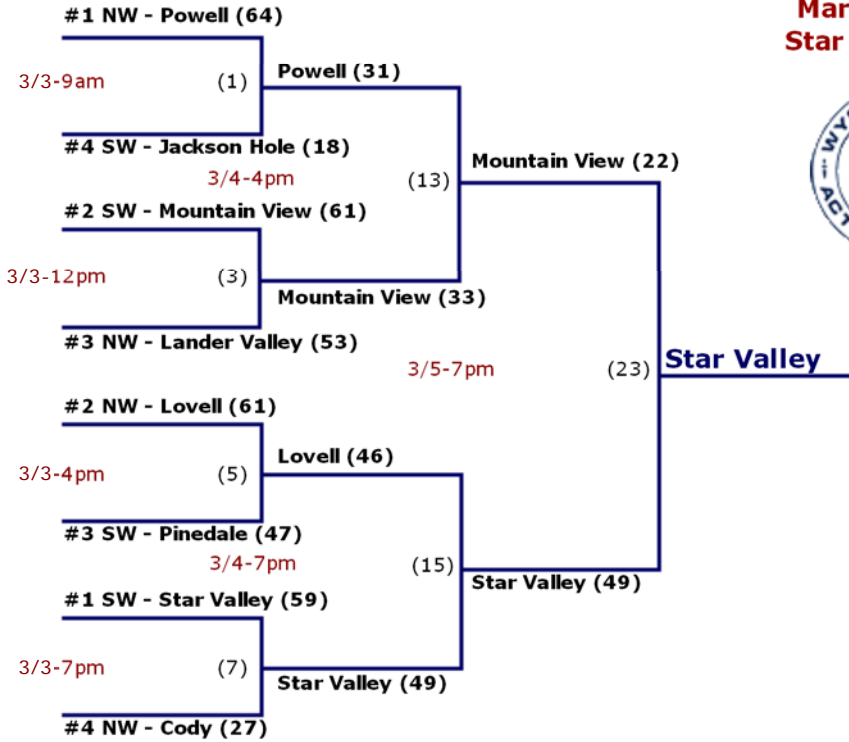
**2nd Place: Cody**

**3rd Place: Lovell**

**4th Place: Jackson Hole**



**3A West Regional Girls Basketball  
March 3rd - 5th, 2016  
Star Valley High School**

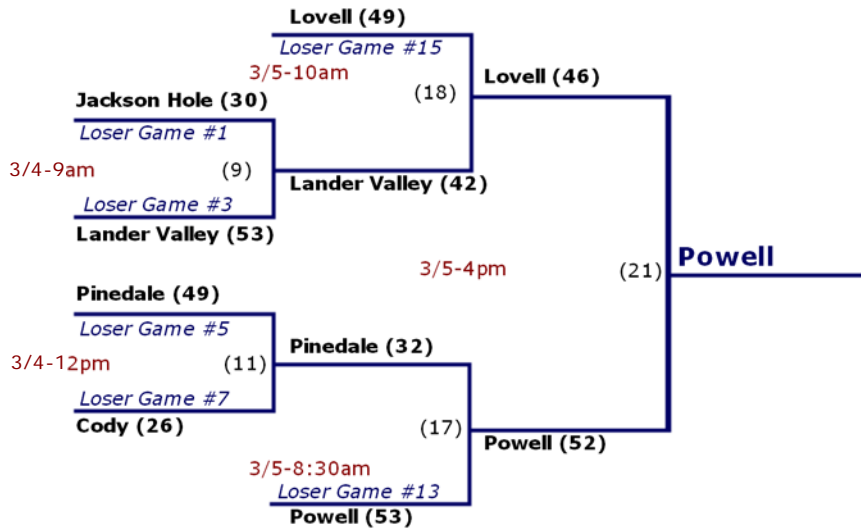


**1st Place: Star Valley**

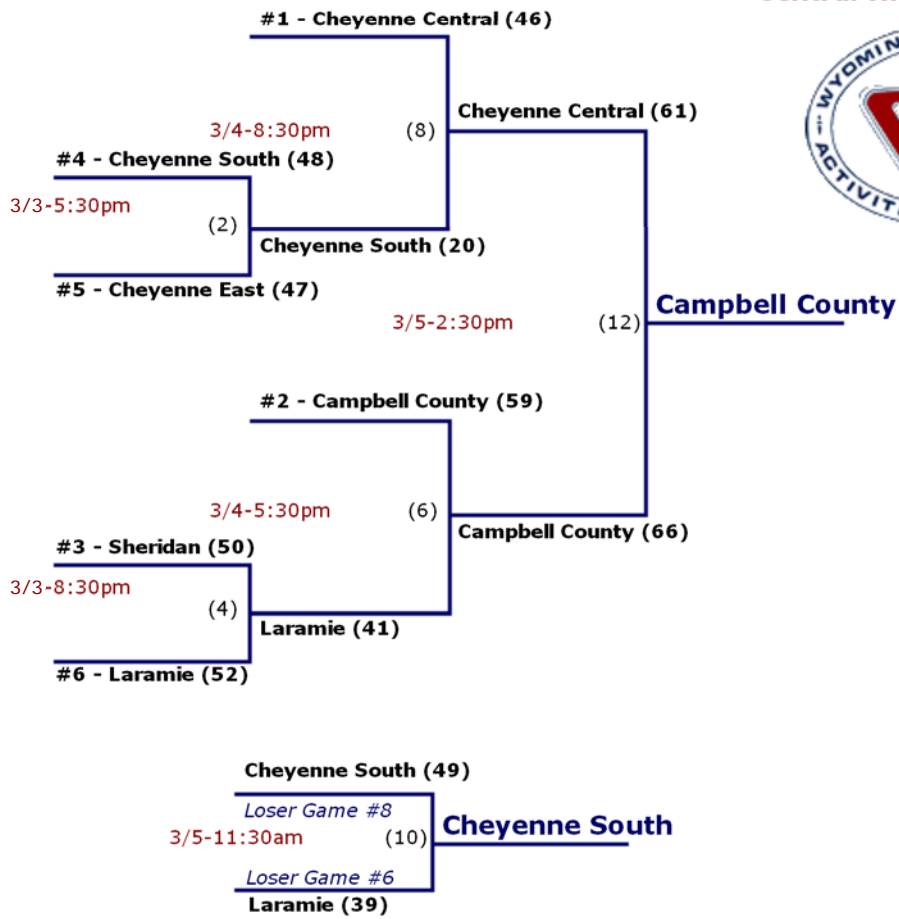
**2nd Place: Mountain View**

**3rd Place: Powell**

**4th Place: Lovell**

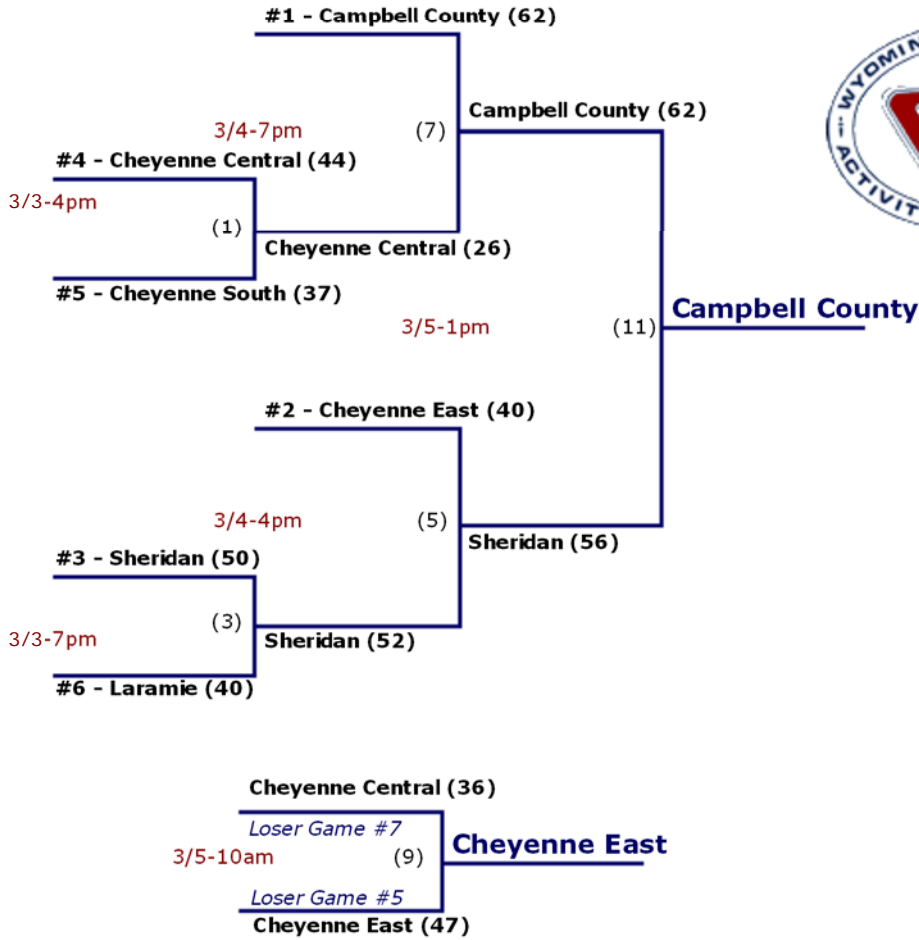


**4A East Regional Boys Basketball  
March 3rd - 5th, 2016  
Central High School**



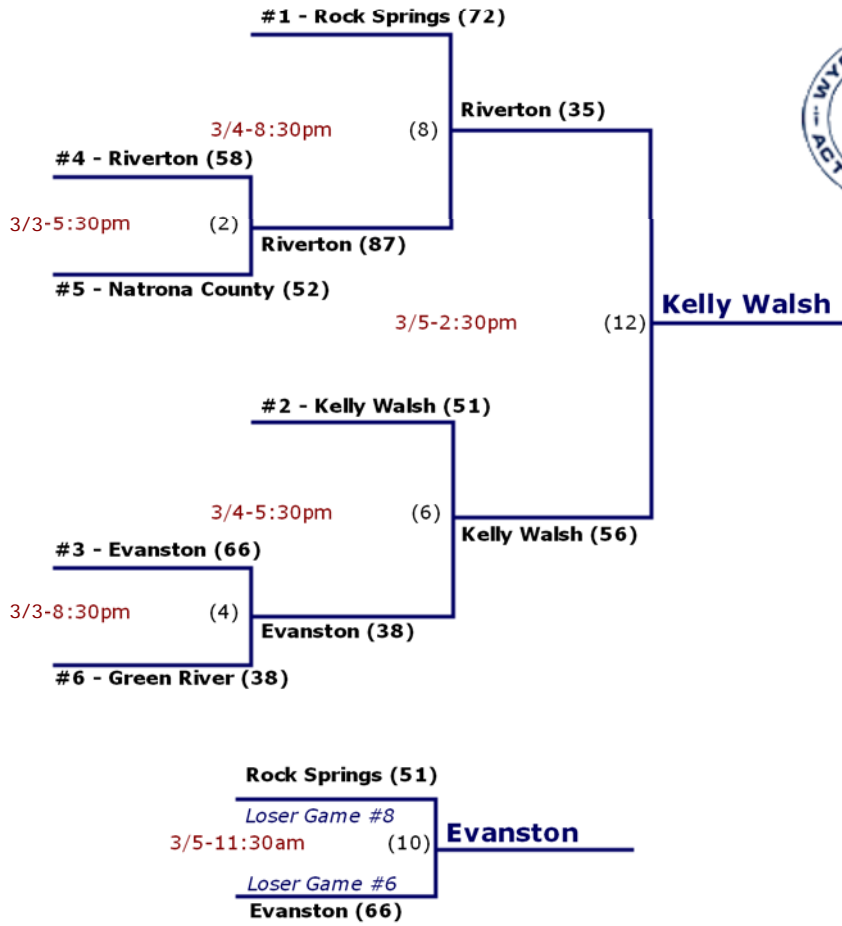
- 1st Place:** Campbell County
- 2nd Place:** Cheyenne Central
- 3rd Place:** Cheyenne South
- 4th Place:** Laramie

**4A East Regional Girls Basketball  
 March 3rd - 5th, 2016  
 Central High School**



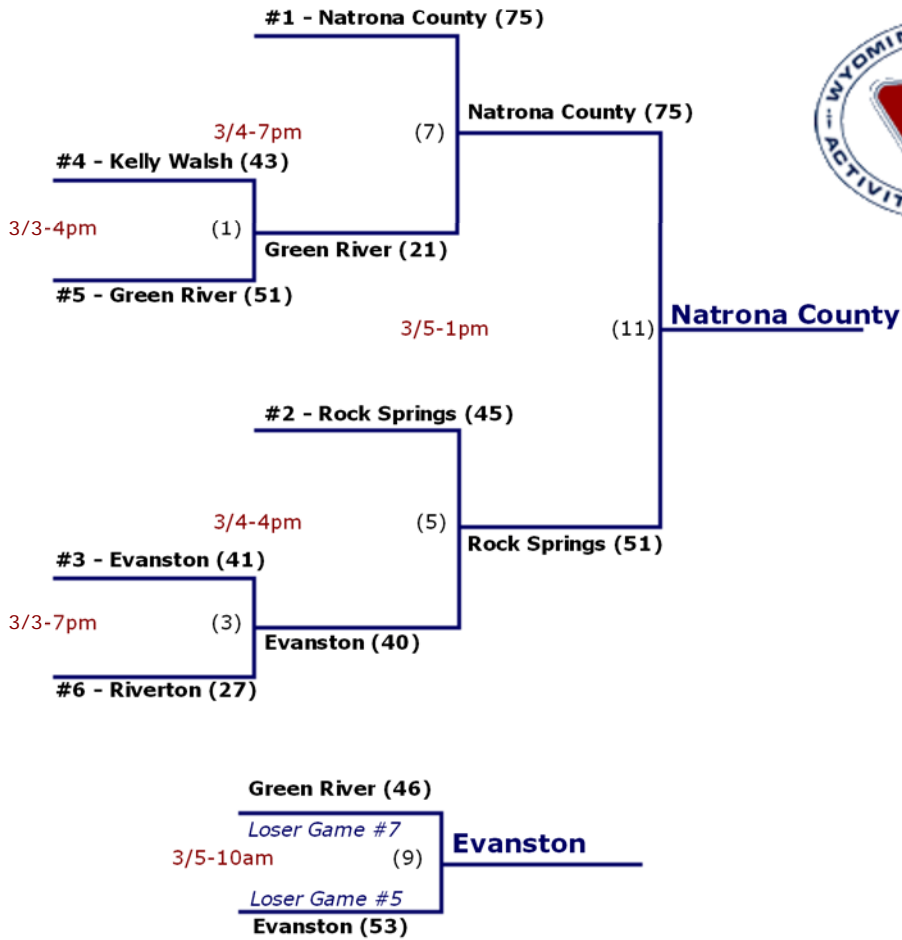
- 1st Place:** Campbell County
- 2nd Place:** Sheridan
- 3rd Place:** Cheyenne East
- 4th Place:** Cheyenne Central

**4A West Regional Boys Basketball  
 March 3rd - 5th, 2016  
 Natrona County High School**



- 1st Place:** Kelly Walsh
- 2nd Place:** Riverton
- 3rd Place:** Evanston
- 4th Place:** Rock Springs

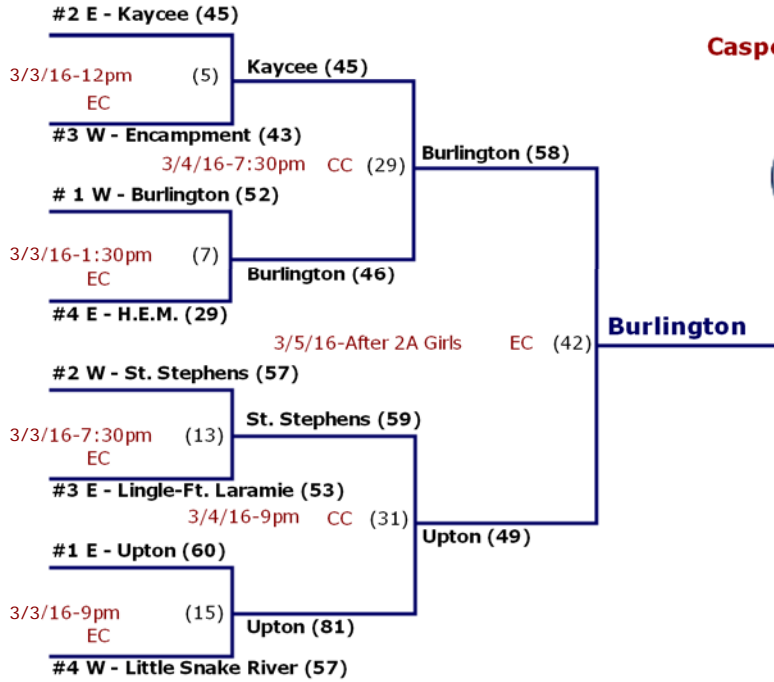
**4A West Regional Girls Basketball  
 March 3rd - 5th, 2016  
 Natrona County High School**



- 1st Place: Natrona County**
- 2nd Place: Rock Springs**
- 3rd Place: Evanston**
- 4th Place: Green River**



**1A State Boys Basketball**  
**March 3rd - 5th, 2016**  
**Casper Events Center & Casper College**

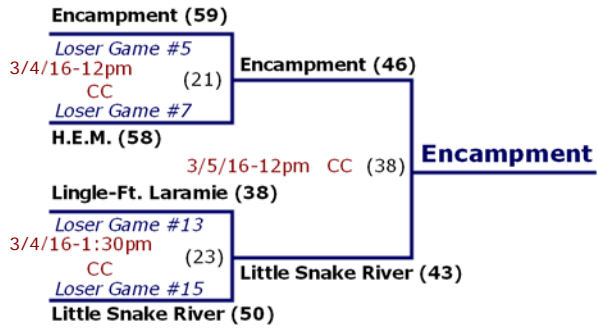
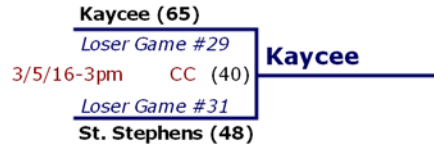


**1st Place: Burlington**

**2nd Place: Upton**


**3rd Place: Kaycee**

**Consolation: Encampment**



EC - Events Center  
 CC - Casper College

**1A State Girls Basketball**  
**March 3rd - 5th, 2016**  
**Casper Events Center & Casper College**

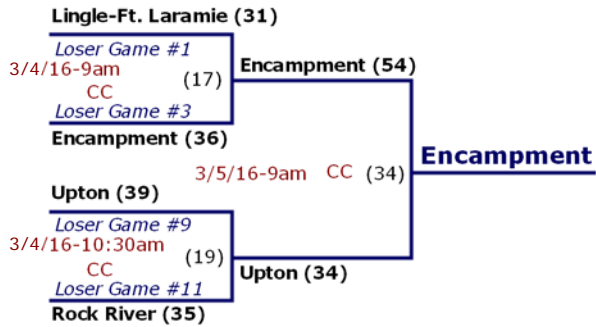


**1st Place: St. Stephens**

**2nd Place: Kaycee**

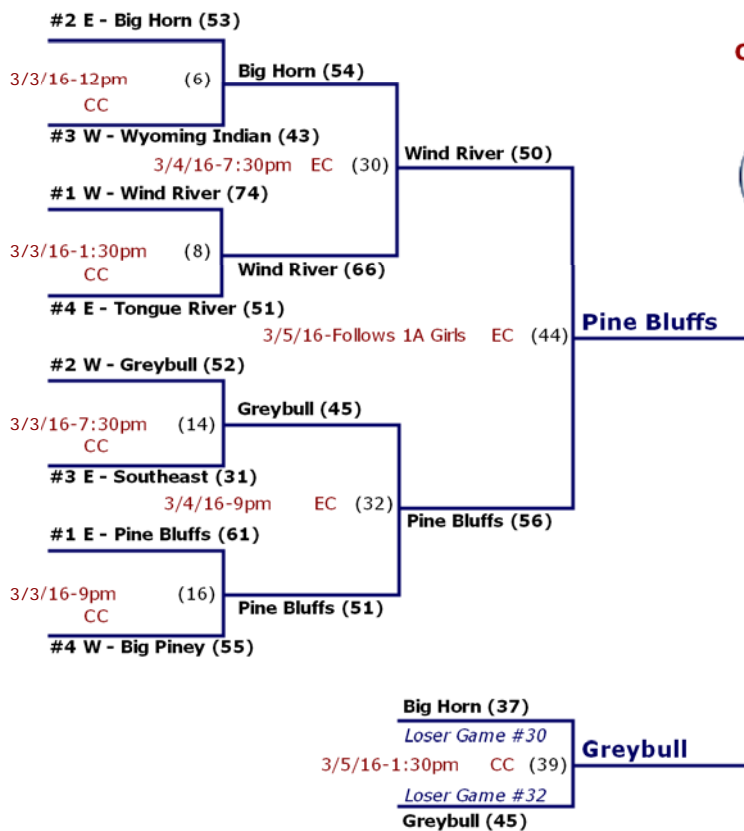
**3rd Place: Cokeville**

**Consolation: Encampment**



EC - Events Center  
 CC - Casper College

**2A State Boys Basketball**  
**March 3rd - 5th, 2016**  
**Casper Events Center & Casper College**

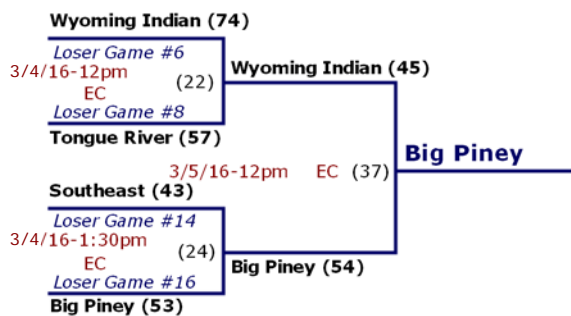


**1st Place: Pine Bluffs**

**2nd Place: Wind River**

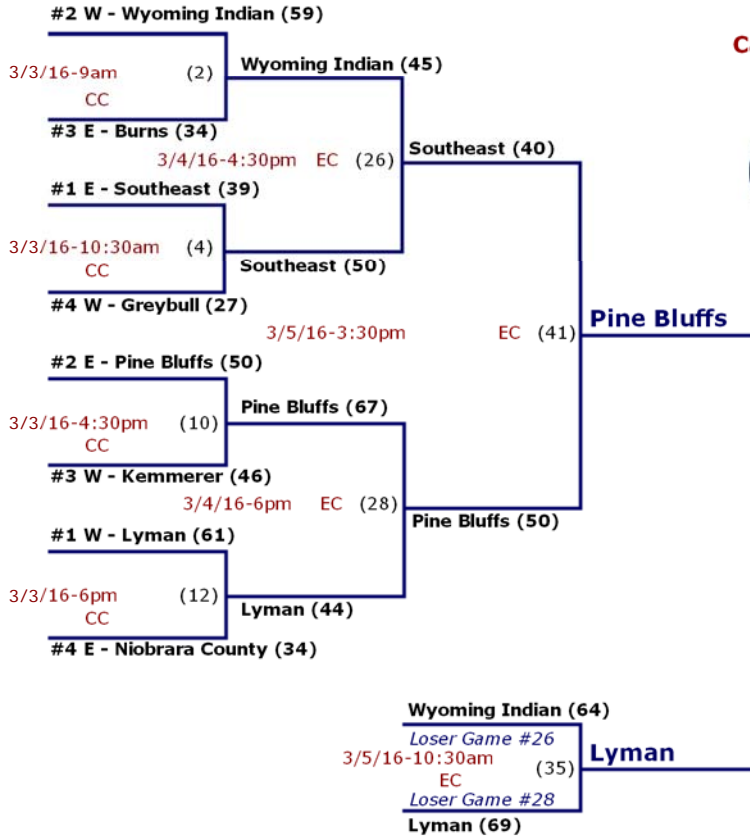
**3rd Place: Greybull**

**Consolation: Big Piney**

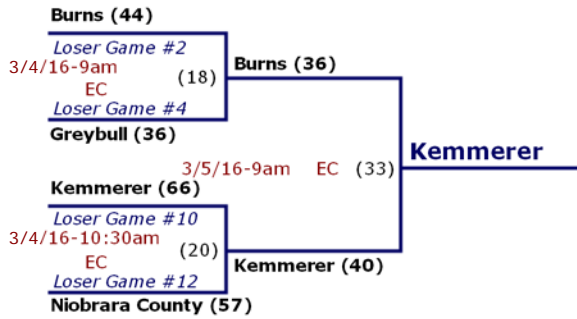


EC - Events Center  
 CC - Casper College

**2A State Girls Basketball**  
**March 3rd - 5th, 2016**  
**Casper Events Center & Casper College**

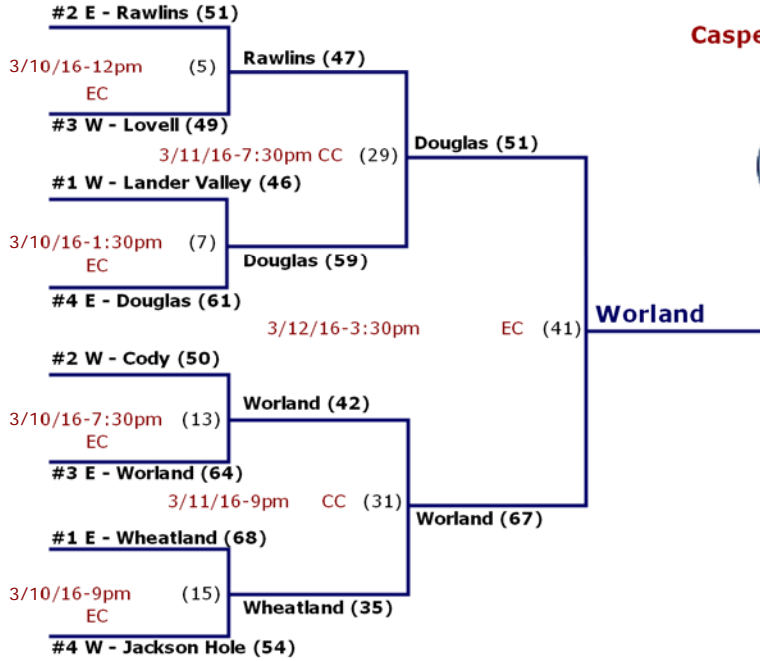


- 1st Place: Pine Bluffs**
- 2nd Place: Southeast**
- 3rd Place: Lyman**
- Consolation: Kemmerer**



EC - Events Center  
 CC - Casper College

**3A State Boys Basketball**  
**March 10th - 12th, 2016**  
**Casper Events Center & Casper College**

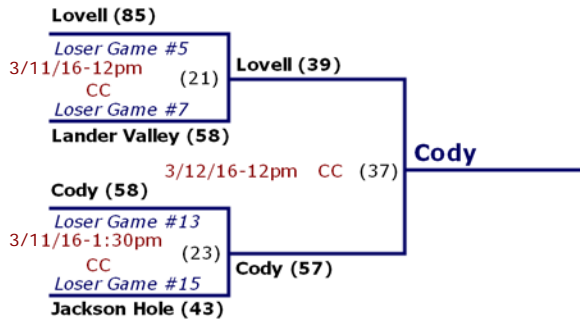
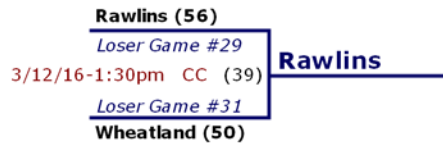


**1st Place: Worland**

**2nd Place: Douglas**

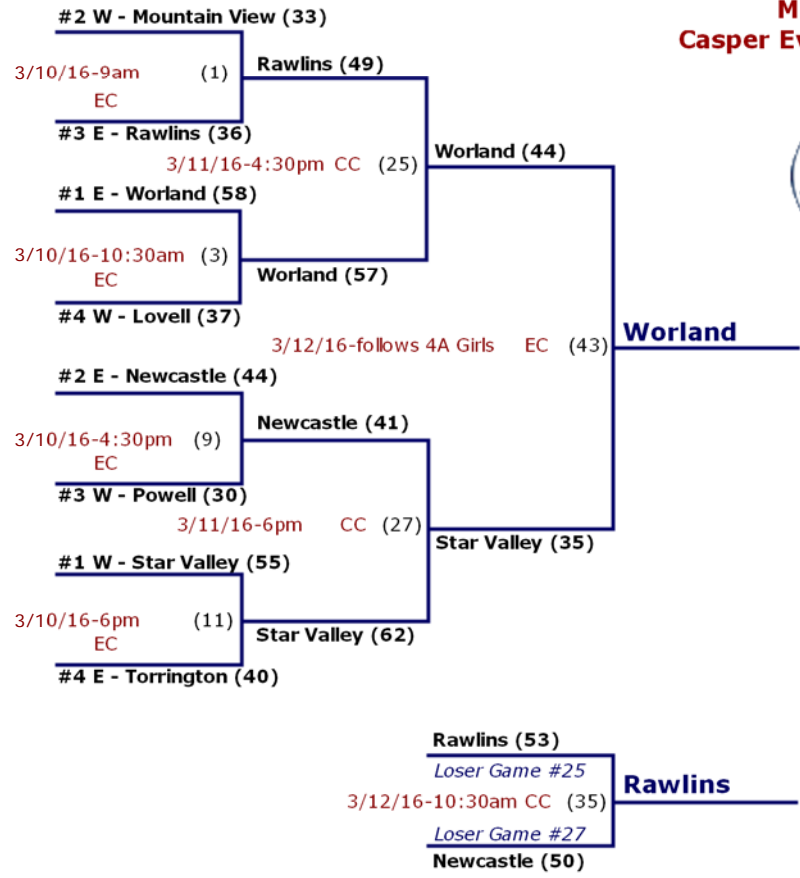
**3rd Place: Rawlins**

**Consolation: Cody**



EC - Events Center  
 CC - Casper College

**3A State Girls Basketball**  
**March 10th - 12th, 2016**  
**Casper Events Center & Casper College**

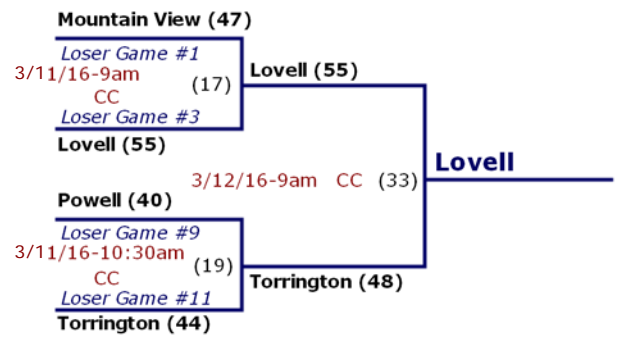


**1st Place: Worland**

**2nd Place: Star Valley**

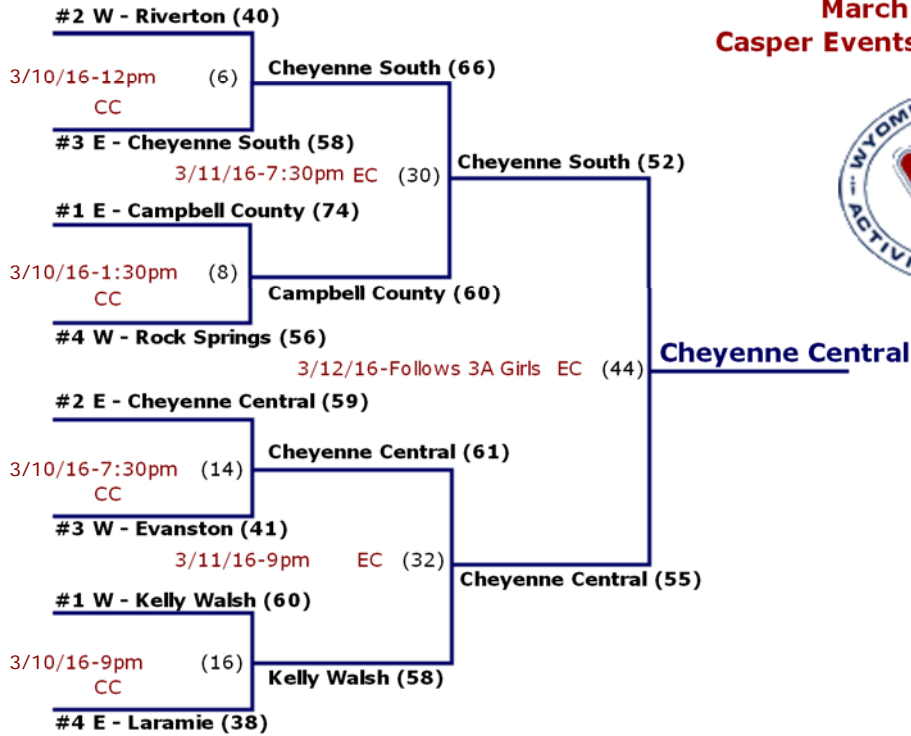
**3rd Place: Rawlins**

**Consolation: Lovell**



EC - Events Center  
 CC - Casper College

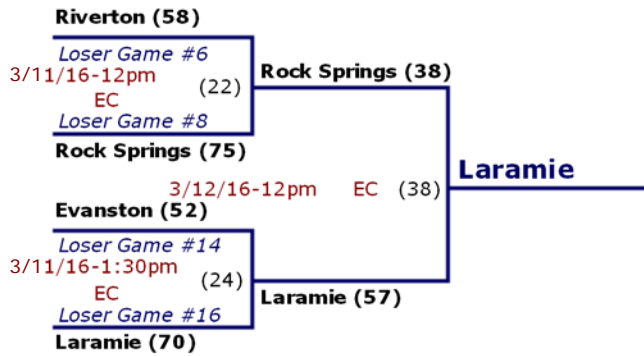
**4A State Boys Basketball**  
**March 10th - 12th, 2016**  
**Casper Events Center & Casper College**



**1st Place: Cheyenne Central**


**2nd Place: Cheyenne South**

**3rd Place: Campbell County**



EC - Events Center  
 CC - Casper College

**4A State Girls Basketball**  
**March 10th - 12th, 2016**  
**Casper Events Center & Casper College**

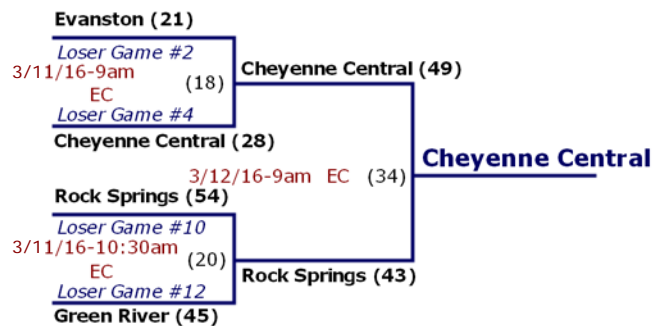
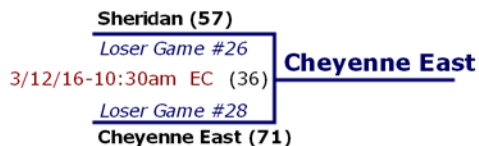


**1st Place: Campbell County**

**2nd Place: Natrona County**

**3rd Place: Cheyenne East**

**Consolation: Cheyenne Central**



EC - Events Center  
 CC - Casper College



Date: 3/3/2016  
12:00 pm

Arena: Casper College  
City, State: Casper, WY

**VISITOR: Wyoming Indian ( )**

NO	PLAYER	TOT-FG		3-PT		REBOUNDS											MIN	
		P	FG	FGA	FG	FGA	FT	FTA	OFF	DEF	TOT	PF	TP	A	TO	BK		S
1	Hill, Lane	1	3	1	3	0	0	1	1	2	4	3	0	2	0	0	12:16	
3	Moon, Deandre	1	1	0	0	0	0	0	0	0	0	2	0	0	0	0:00		
5	Lamebear, Cory	0	1	0	0	0	0	2	0	2	3	0	0	2	0	5:14		
11	Valdez, Noah	2	4	2	4	2	2	0	1	1	5	8	0	2	0	14:42		
15	Mosqueda, Jared	4	13	1	5	5	8	2	2	4	3	14	1	1	0	15:57		
20	Trosper, Natiun	1	3	1	3	0	0	0	0	0	0	3	0	0	0	3:49		
24	Tiger, Ryan	3	7	2	5	1	3	1	4	5	2	9	2	4	1	16:00		
32	Brown, Bradford	0	2	0	2	0	0	0	0	0	0	0	0	0	2	0:00		
33	Monroe, Antone	1	3	0	2	0	0	0	1	1	1	2	0	2	0	3:00		
45	Underwood, Michael	1	1	0	0	0	0	0	0	0	1	2	0	1	0	9:02		
<b>TEAM REBOUNDS</b>								0	1	1				1				
<b>Team Totals</b>			14	38	7	24	8	13	6	10	16	19	43	3	15	1	7	80

Total FG% - 1st: 8/15 0.533 2nd: 6/23 0.261 Game: 0.368 Deadball  
3-PT FG% - 1st: 3/7 0.429 2nd: 4/17 0.235 Game: 0.292 Rebounds  
Total FT% - 1st: 4/4 1.000 2nd: 4/9 0.444 Game: 0.615 (3,3)

**HOME: Big Horn ( )**

NO	PLAYER	TOT-FG		3-PT		REBOUNDS											MIN	
		P	FG	FGA	FG	FGA	FT	FTA	OFF	DEF	TOT	PF	TP	A	TO	BK		S
1	Eisele, Kade	1	1	0	0	1	2	2	0	2	1	3	0	0	0	5:44		
2	Lube, Max	1	7	1	4	1	2	3	1	4	1	4	1	2	0	7:48		
3	Bates, Colton	4	9	2	4	8	10	2	5	7	1	18	1	6	0	16:00		
11	Warder, Tanner	0	0	0	0	0	0	0	1	1	0	0	1	0	0	5:18		
20	Williams, Colton	6	11	0	1	1	2	0	0	0	1	13	2	2	0	16:00		
24	McCafferty, Nolan	4	6	0	1	1	3	1	6	7	3	9	0	4	0	7:52		
30	Geist, Tristen	0	0	0	0	0	0	0	0	0	0	0	0	0	0	0:00		
33	Williams, Wheaton	1	4	0	2	4	7	4	7	11	4	6	1	4	0	16:00		
35	Quinn, Andy	0	0	0	0	0	0	0	0	0	2	0	0	1	0	5:18		
<b>TEAM REBOUNDS</b>								0	1	1				0				
<b>Team Totals</b>			17	38	3	12	16	26	12	21	33	13	53	6	19	0	8	80

Total FG% - 1st: 10/24 0.417 2nd: 7/14 0.500 Game: 0.447 Deadball  
3-PT FG% - 1st: 1/9 0.111 2nd: 2/3 0.667 Game: 0.250 Rebounds  
Total FT% - 1st: 2/7 0.286 2nd: 14/19 0.737 Game: 0.615 (6,1)

Technical Fouls: WYI (0)  
: BGH (0)

OFFICIALS :  
ATTENDANCE : 0

SCORE BY PERIODS	1st	2nd	3rd	4th	TOTAL
Wyoming Indian	16	7	9	11	43
Big Horn	11	12	12	18	53

Last FG: Wyoming Indian 4th- 0:30, Big Horn 4th- 7:15  
Largest lead: Wyoming Indian by 5 1st- 3:26, Big Horn by 12 4th- 0:56  
Score tied: 5 times, Lead changed: 4 times

Date: 3/3/2016  
Time: 9:00 pm

Arena: Casper College  
City, State: Casper, WY

**VISITOR: Big Piney ( )**

NO	PLAYER	P	TOT-FG		3-PT		FT		FTA		REBOUNDS					MIN			
			FG	FGA	FG	FGA	FT	FTA	OFF	DEF	TOT	PF	TP	A	TO		BK	S	
10	Fear, JD	*	2	6	2	4	0	0	0	0	2	2	4	6	0	2	0	2	24:27
11	Tanner, Jak	*	4	11	0	4	9	9	2	3	5	3	17	0	1	0	1	26:28	
12	Pape, RC	*	0	2	0	0	0	0	2	1	3	4	0	0	1	0	0	10:35	
22	Banks, Jordan	*	5	16	4	10	2	4	0	3	3	4	16	1	4	0	2	32:00	
55	Shafer, William	*	2	7	0	0	0	0	7	4	11	2	4	0	4	0	0	21:48	
	2 Walton, Kyle		3	6	2	4	0	0	1	0	1	3	8	1	1	0	0	20:34	
	3 Whiterock, Randall		0	2	0	2	2	2	0	0	0	1	2	0	0	0	0	6:12	
21	Hughes, Tegan		1	3	0	0	0	0	1	0	1	4	2	1	2	0	0	17:56	
<b>TEAM REBOUNDS</b>																			
Team Totals			17	53	8	24	13	15	13	13	26	25	55	3	15	0	5	160	

Total FG% - 1st: 5/26 0.192 2nd: 12/27 0.444 Game: 0.321 Deadball  
3-PT FG% - 1st: 1/8 0.125 2nd: 7/16 0.438 Game: 0.333 Rebounds  
Total FT% - 1st: 6/8 0.750 2nd: 7/7 1.000 Game: 0.867 (3,4)

**HOME: Pine Bluffs ( )**

NO	PLAYER	P	TOT-FG		3-PT		FT		FTA		REBOUNDS					MIN		
			FG	FGA	FG	FGA	FT	FTA	OFF	DEF	TOT	PF	TP	A	TO		BK	S
5	Fornstrom, Haize	*	6	11	1	2	1	2	4	6	10	4	14	3	3	1	2	24:22
10	Thompson, Hunter	*	4	8	0	1	5	7	3	5	8	2	13	1	2	4	0	30:54
20	Steger, Kyle	*	4	8	1	3	6	9	1	2	3	1	15	0	2	0	2	28:35
23	Werner, Trent	*	2	8	0	5	2	2	1	2	3	2	6	2	3	0	0	28:46
30	Jeffres, Kyle	*	5	8	0	1	0	2	1	3	4	2	10	0	4	0	0	20:57
12	Fornstrom, Chris		0	2	0	1	0	1	0	1	1	1	0	0	1	0	0	9:09
13	Fornstrom, Hesston		0	3	0	0	3	4	1	0	1	3	3	0	0	0	0	14:59
33	Norman, Tucker		0	0	0	0	0	0	1	1	2	2	0	0	1	0	0	2:18
<b>TEAM REBOUNDS</b>																		
Team Totals			21	48	2	13	17	27	12	20	32	17	61	6	16	5	4	160

Total FG% - 1st: 13/28 0.464 2nd: 8/20 0.400 Game: 0.438 Deadball  
3-PT FG% - 1st: 2/10 0.200 2nd: 0/3 0.000 Game: 0.154 Rebounds  
Total FT% - 1st: 0/3 0.000 2nd: 17/24 0.708 Game: 0.630 (7,2)

Technical Fouls: BGP (0)  
: PBL (1) 4th 05:26 30 Kyle JEFFRES

OFFICIALS :  
ATTENDANCE : 0

SCORE BY PERIODS	1st	2nd	3rd	4th	TOTAL
Big Piney	11	6	11	27	55
Pine Bluffs	13	15	9	24	61

Last FG: Big Piney 4th- 0:07, Pine Bluffs 4th- 0:02  
Largest lead: Big Piney by 3 1st- 4:21, Pine Bluffs by 16 3rd- 5:41  
Score tied: 4 times, Lead changed: 6 times

Date: 3/4/2016  
Time: 1:30 pm

Arena: Casper Events Center  
City, State: Casper, WY

**VISITOR: Big Piney ( )**

NO	PLAYER	P	TOT-FG		3-PT		REBOUNDS										MIN		
			FG	FGA	FG	FGA	FT	FTA	OFF	DEF	TOT	PF	TP	A	TO	BK		S	
10	Fear, JD	*	0	7	0	4	0	0	2	0	2	2	0	1	2	0	0	26:34	
11	Tanner, Jak	*	6	10	2	4	4	4	0	0	0	2	18	2	0	0	1	20:54	
12	Pape, RC	*	0	1	0	0	1	4	3	1	4	5	1	0	2	0	1	17:18	
22	Banks, Jordan	*	5	14	2	6	2	2	2	6	8	0	14	4	2	1	6	31:30	
55	Shafer, William	*	5	10	0	0	5	8	0	4	4	1	15	0	0	1	1	22:08	
2	Walton, Kyle		0	2	0	1	0	0	0	2	2	1	0	1	1	0	0	16:00	
3	Whiterock, Randall		0	2	0	1	0	0	0	0	0	0	0	0	1	0	0	3:44	
13	Bennett, Brexton		0	0	0	0	2	2	0	0	0	0	2	0	0	0	0	0:31	
20	Pape, Jake		0	0	0	0	0	0	0	0	0	0	0	0	0	0	0	0:30	
21	Hughes, Tegan		0	1	0	0	0	0	2	1	3	1	0	0	1	0	1	13:22	
24	Hunter, Terrell		0	0	0	0	0	0	0	0	0	0	0	0	0	0	0	1:11	
34	Willoughby, Josh		1	2	1	1	0	0	0	0	0	0	3	0	0	0	0	2:47	
TEAM REBOUNDS									0	0	0					0			
Team Totals				17	49	5	17	14	20	9	14	23	12	53	8	9	2	10	160

Total FG% - 1st: 7/29 0.241 2nd: 10/20 0.500 Game: 0.347 Deadball  
3-PT FG% - 1st: 3/14 0.214 2nd: 2/3 0.667 Game: 0.294 Rebounds  
Total FT% - 1st: 1/1 1.000 2nd: 13/19 0.684 Game: 0.700 (5,2)

**HOME: Southeast ( )**

NO	PLAYER	P	TOT-FG		3-PT		REBOUNDS										MIN		
			FG	FGA	FG	FGA	FT	FTA	OFF	DEF	TOT	PF	TP	A	TO	BK		S	
1	Humphrey, Connor	*	1	5	0	0	0	0	0	0	0	2	2	1	2	0	0	23:07	
5	Becker, David	*	8	14	1	1	2	4	3	10	13	4	19	0	1	0	0	29:23	
11	Werner, Chance	*	3	6	2	2	0	0	0	3	3	5	8	0	4	0	1	21:23	
22	Malm, Kaden	*	2	5	2	3	0	0	1	2	3	1	6	0	5	0	1	25:41	
32	Schmitt, Jacob	*	1	4	0	0	0	0	1	5	6	4	2	4	3	1	0	27:51	
2	Keller, Dalton		0	1	0	1	0	0	0	0	0	1	0	2	1	0	0	10:16	
3	Herring, Cade		0	0	0	0	0	0	0	0	0	0	0	0	0	0	0	0:13	
4	Fullmer, Brady		0	0	0	0	0	0	0	0	0	1	0	0	3	0	0	6:33	
12	Lane, Ryley		0	1	0	0	0	0	0	1	1	0	0	0	1	0	0	3:12	
15	Becker, Tim		0	0	0	0	0	0	0	0	0	0	0	0	0	0	0	0:13	
21	Werner, Sterling		2	3	2	3	0	0	0	2	2	1	6	0	1	0	1	12:08	
TEAM REBOUNDS									0	0	0					1			
Team Totals				17	39	7	10	2	4	5	23	28	19	43	7	22	1	3	160

Total FG% - 1st: 7/18 0.389 2nd: 10/21 0.476 Game: 0.436 Deadball  
3-PT FG% - 1st: 2/3 0.667 2nd: 5/7 0.714 Game: 0.700 Rebounds  
Total FT% - 1st: 2/3 0.667 2nd: 0/1 0.000 Game: 0.500 (2,0)

Technical Fouls: BGP (0)  
: SOU (0)

OFFICIALS :  
ATTENDANCE : 0

SCORE BY PERIODS	1st	2nd	3rd	4th	TOTAL
Big Piney	15	3	20	15	53
Southeast	8	10	9	16	43

Last FG: Big Piney 4th- 2:37, Southeast 4th- 0:20  
Largest lead: Big Piney by 11 3rd- 1:21, Southeast by 3 1st- 5:44  
Score tied: 2 times, Lead changed: 1 times

Date: 3/5/2016  
12:00 pm

Arena: Casper Events Center  
City, State: Casper, WY

**VISITOR: Big Piney ( )**

NO	PLAYER	P	TOT-FG		3-PT		FT		REBOUNDS		PF	TP	A	TO	BK	S	MIN	
			FG	FGA	FG	FGA	FT	FTA	OFF	DEF								TOT
10	Fear, JD	*	0	1	0	1	0	2	1	3	4	3	0	0	0	2	21:07	
11	Tanner, Jak	*	6	10	1	1	3	4	2	4	6	1	16	0	3	0	28:42	
12	Pape, RC	*	4	5	0	0	3	4	1	1	2	2	11	0	2	0	21:45	
22	Banks, Jordan	*	7	15	2	6	5	8	0	5	5	0	21	2	4	0	31:22	
55	Shafer, William	*	1	1	0	0	0	0	1	2	3	2	2	0	1	0	22:57	
2	Walton, Kyle		2	10	0	3	0	0	1	3	4	1	4	1	4	0	16:35	
3	Whiterock, Randall		0	2	0	1	0	0	0	0	0	1	0	0	1	0	3:09	
13	Bennett, Brexton		0	0	0	0	0	0	0	0	0	0	0	0	0	0	0:38	
20	Pape, Jake		0	0	0	0	0	0	0	0	0	0	0	0	1	0	0:25	
21	Hughes, Tegan		0	2	0	0	0	0	0	4	4	1	0	0	1	0	10:33	
24	Hunter, Terrell		0	0	0	0	0	0	0	0	0	0	0	0	0	0	2:09	
34	Willoughby, Josh		0	0	0	0	0	0	0	1	1	0	0	0	0	0	0:38	
TEAM REBOUNDS									1	0	1					0		
Team Totals			20	46	3	12	11	18	7	23	30	11	54	3	17	0	13	160

Total FG% - 1st: 12/26 0.462 2nd: 8/20 0.400 Game: 0.435 Deadball  
 3-PT FG% - 1st: 1/7 0.143 2nd: 2/5 0.400 Game: 0.250 Rebounds  
 Total FT% - 1st: 2/5 0.400 2nd: 9/13 0.692 Game: 0.611 (4,2)

**HOME: Wyoming Indian ( )**

NO	PLAYER	P	TOT-FG		3-PT		FT		REBOUNDS		PF	TP	A	TO	BK	S	MIN	
			FG	FGA	FG	FGA	FT	FTA	OFF	DEF								TOT
5	Lamebear, Cory	*	1	2	0	0	0	0	2	2	4	3	2	0	1	0	20:11	
11	Valdez, Noah	*	4	13	1	9	0	0	0	1	1	3	9	2	6	2	27:07	
15	Mosqueda, Jared	*	5	12	3	8	0	0	1	6	7	2	13	0	1	0	20:19	
24	Tiger, Ryan	*	2	6	1	2	0	0	2	7	9	2	5	0	1	1	23:40	
33	Monroe, Antone	*	1	4	1	3	0	0	2	1	3	2	3	0	3	0	15:38	
1	Hill, Lane		0	2	0	1	0	0	0	0	0	0	0	0	3	1	13:18	
3	Moon, Deandre		0	1	0	0	0	0	0	0	0	0	0	0	1	0	1:57	
20	Trosper, Natium		0	1	0	1	0	0	0	0	0	0	0	0	1	0	3:45	
21	McGill, Jerry		1	5	0	4	2	3	1	1	2	1	4	0	1	0	11:13	
32	Brown, Bradford		3	5	2	4	1	3	0	1	1	0	9	0	1	0	10:13	
40	Shoyo, Kenny		0	1	0	1	0	0	0	0	0	0	0	0	0	0	1:57	
45	Underwood, Michael		0	0	0	0	0	0	0	0	0	0	0	1	1	0	10:42	
TEAM REBOUNDS									0	1	1					0		
Team Totals			17	52	8	33	3	6	8	20	28	13	45	3	20	4	5	160

Total FG% - 1st: 11/32 0.344 2nd: 6/20 0.300 Game: 0.327 Deadball  
 3-PT FG% - 1st: 5/19 0.263 2nd: 3/14 0.214 Game: 0.242 Rebounds  
 Total FT% - 1st: 2/4 0.500 2nd: 1/2 0.500 Game: 0.500 (3,1)

Technical Fouls: BGP (0)  
: WYI (0)

OFFICIALS :  
ATTENDANCE : 0

SCORE BY PERIODS	1st	2nd	3rd	4th	TOTAL
Big Piney	17	10	17	10	54
Wyoming Indian	10	19	8	8	45

Last FG: Big Piney 4th- 4:55, Wyoming Indian 4th- 4:42  
 Largest lead: Big Piney by 9 2nd- 7:29, Wyoming Indian by 4 3rd- 4:57  
 Score tied: 3 times, Lead changed: 4 times

Date: 3/3/2016  
 Time: 9:00 am

Arena: Casper College  
 City, State: Casper, WY

**VISITOR: Burns ( )**

NO	PLAYER	P	TOT-FG		3-PT		REBOUNDS										MIN	
			FG	FGA	FG	FGA	FT	FTA	OFF	DEF	TOT	PF	TP	A	TO	BK		S
00	Malm, Jessica	*	4	12	1	7	6	6	0	1	1	1	15	2	8	0	5	29:27
15	Sharp, Jace	*	0	1	0	1	0	0	0	0	0	0	0	1	0	3	18:26	
21	Wilson, Brittani	*	1	1	0	0	0	1	1	2	3	4	2	0	1	0	17:57	
25	Beck, Reata	*	3	9	0	0	2	6	3	7	10	1	8	1	5	0	28:38	
31	Norris, Katie	*	0	1	0	1	0	0	0	2	2	1	0	0	2	2	10:47	
	1 Faircloth, Kelsey		0	0	0	0	0	0	0	0	0	1	0	1	1	0	9:35	
	3 Murphy, Meghan		0	1	0	1	0	0	0	0	0	0	0	1	0	0	7:05	
	5 O'Neal, Malli		3	9	1	6	0	0	0	0	2	7	1	3	0	1	18:36	
11	Liley, Korbin		0	1	0	0	0	0	0	0	0	0	0	1	0	0	1:58	
13	Martin, Willow		0	0	0	0	0	0	0	2	2	0	0	0	2	0	4:52	
23	Mirich, Madisyn		1	1	0	0	0	0	0	1	1	3	2	0	1	0	5:16	
35	Griess, Morgan		0	0	0	0	0	2	0	0	0	0	0	0	0	0	7:23	
TEAM REBOUNDS																		
Team Totals			12	36	2	16	8	15	4	18	22	13	34	6	26	2	11	160

Total FG% - 1st: 5/15 0.333 2nd: 7/21 0.333 Game: 0.333 Deadball  
 3-PT FG% - 1st: 1/4 0.250 2nd: 1/12 0.083 Game: 0.125 Rebounds  
 Total FT% - 1st: 6/11 0.545 2nd: 2/4 0.500 Game: 0.533 (3,0)

**HOME: Wyoming Indian ( )**

NO	PLAYER	P	TOT-FG		3-PT		REBOUNDS										MIN	
			FG	FGA	FG	FGA	FT	FTA	OFF	DEF	TOT	PF	TP	A	TO	BK		S
22	Trosper, Joely	*	1	3	0	0	1	2	3	3	6	3	3	1	0	0	1	20:58
30	Mitchell, Rhiannon	*	3	9	0	0	4	5	2	5	7	3	10	1	3	0	6	22:50
31	Brown, Amryn	*	3	6	1	3	2	5	1	0	1	1	9	3	4	0	4	24:27
32	Gambler, Morning	*	2	5	2	3	1	2	0	0	0	1	7	0	3	0	2	25:48
52	St. Clair, Shaunte	*	10	16	0	0	0	3	5	7	12	1	20	0	4	0	3	24:13
	3 Gardner, Phyllis		0	0	0	0	0	2	0	0	0	0	0	0	0	0	1:58	
	5 Harding, Kayleen		0	0	0	0	0	0	0	0	0	1	0	0	0	0	1:58	
12	Shoulderblade, Caitly		0	0	0	0	0	0	0	2	2	0	0	0	0	1	1:58	
13	Trosper, Teanna		1	1	0	0	0	0	0	0	2	2	0	1	0	0	10:45	
21	Norris, Shoshanna		0	1	0	1	0	0	1	0	1	0	0	0	0	0	3:46	
23	Trosper, Alexandria		3	9	0	0	0	0	1	5	6	2	6	2	2	3	19:21	
55	Antelope, Jada		1	2	0	0	0	0	0	0	0	2	0	1	0	0	1:58	
TEAM REBOUNDS																		
Team Totals			24	52	3	7	8	19	14	23	37	14	59	7	18	2	20	160

Total FG% - 1st: 12/25 0.480 2nd: 12/27 0.444 Game: 0.462 Deadball  
 3-PT FG% - 1st: 2/4 0.500 2nd: 1/3 0.333 Game: 0.429 Rebounds  
 Total FT% - 1st: 2/5 0.400 2nd: 6/14 0.429 Game: 0.421 (6,2)

Technical Fouls: BRN (0)  
 : WYI (0)

OFFICIALS :  
 ATTENDANCE : 0

SCORE BY PERIODS	1st	2nd	3rd	4th	TOTAL
Burns	4	13	11	6	34
Wyoming Indian	14	14	20	11	59

Last FG: Burns 4th- 3:45, Wyoming Indian 4th- 1:36  
 Largest lead: Burns NONE, Wyoming Indian by 25 4th- 1:36  
 Score tied: 0 times, Lead changed: 0 times

Date: 3/4/2016  
 Time: 7:30 pm

Arena: Casper College  
 City, State: Casper, WY

**VISITOR: Burlington ( )**

NO	PLAYER	P	TOT-FG		3-PT		FT	FTA	REBOUNDS			PF	TP	A	TO	BK	S	MIN
			FG	FGA	FG	FGA			OFF	DEF	TOT							
1	Carrizales, Nathan	*	1	8	0	2	1	2	1	4	5	4	3	2	5	1	4	27:01
2	Stanworth, Isaac	*	1	2	0	1	0	0	1	0	1	4	2	0	2	0	0	9:14
4	Davidson, Dallin	*	0	7	0	0	2	6	0	1	1	5	2	0	0	3	3	27:00
22	Peterson, Jared	*	4	13	3	7	4	5	0	3	3	0	15	1	1	0	1	30:38
32	Christiansen, Dallin	*	3	6	1	2	2	2	1	0	1	4	9	0	3	0	5	21:15
12	Garza, Dontae		0	0	0	0	0	0	0	1	1	0	0	0	0	0	0	4:14
23	Rasmussen, Matthew		6	13	0	0	3	5	6	5	11	1	15	0	2	0	1	27:06
41	Wardell, Torey		0	2	0	0	0	0	1	1	2	2	0	0	0	0	1	13:32
TEAM REBOUNDS									0	2	2				1			
Team Totals			15	51	4	12	12	20	10	17	27	20	46	3	14	4	15	160

Total FG% - 1st: 9/25 0.360 2nd: 6/26 0.231 Game: 0.294 Deadball  
 3-PT FG% - 1st: 1/8 0.125 2nd: 3/4 0.750 Game: 0.333 Rebounds  
 Total FT% - 1st: 4/6 0.667 2nd: 8/14 0.571 Game: 0.600 (4,2)

**HOME: Kaycee ( )**

NO	PLAYER	P	TOT-FG		3-PT		FT	FTA	REBOUNDS			PF	TP	A	TO	BK	S	MIN
			FG	FGA	FG	FGA			OFF	DEF	TOT							
3	McGivney, Ian	*	0	2	0	2	2	5	1	1	2	0	2	0	2	0	0	15:23
13	Garnhart, Ethan	*	2	11	0	6	0	0	1	7	8	2	4	0	7	2	1	32:00
14	Stafford, Reed	*	4	6	0	0	0	1	6	2	8	3	8	1	3	0	1	29:39
24	Rouse, Taylor	*	4	7	0	0	1	7	5	3	8	5	9	1	2	3	0	22:04
25	Fauber, Hayden	*	3	8	0	0	1	2	3	3	6	5	7	0	2	0	0	15:13
2	Hamilton, Jacob		0	2	0	1	0	0	0	0	0	1	0	0	0	0	0	11:14
11	Rouse, Hunter		2	5	2	4	0	0	0	2	2	1	6	2	3	0	2	13:46
23	Largent, Mark		3	4	0	0	3	5	0	3	3	2	9	2	2	0	0	20:41
TEAM REBOUNDS									0	5	5				0			
Team Totals			18	45	2	13	7	20	16	26	42	19	45	6	21	5	4	160

Total FG% - 1st: 8/24 0.333 2nd: 10/21 0.476 Game: 0.400 Deadball  
 3-PT FG% - 1st: 0/5 0.000 2nd: 2/8 0.250 Game: 0.154 Rebounds  
 Total FT% - 1st: 1/6 0.167 2nd: 6/14 0.429 Game: 0.350 (5,1)

Technical Fouls: BUR (0)  
 : KAY (0)

OFFICIALS :  
 ATTENDANCE : 0

SCORE BY PERIODS	1st	2nd	3rd	4th	TOTAL
Burlington	9	14	13	10	46
Kaycee	8	9	12	16	45

Last FG: Burlington 4th- 0:07, Kaycee 4th- 1:46  
 Largest lead: Burlington by 12 3rd- 4:01, Kaycee by 5 4th- 1:46  
 Score tied: 6 times, Lead changed: 7 times

# WHSAA Basketball - Game Box Score

## Campbell County High School Camels vs. Green River High School Wolves

**Date: 3/10/2016 Time: 6pm Site: Casper College Attendance: Unknown**

### Visitors: Green River High School Wolves

##	Name	P	FG	3 Pt	FT	PTS	ORB	DRB	TR	PF	AST	TO	BS	ST	MIN
2	* Mallory Seymour		1/5	0/1	0/0	2	0	1	1	1	0	4	0	0	23:33
4	Chelsea Maes		1/3	1/3	0/0	3	0	1	1	2	0	0	0	0	8:27
5	* Avereë Cobb		0/2	0/0	0/0	0	0	1	1	0	0	2	0	0	12:53
11	Hattie Hix		1/3	1/1	1/2	4	0	3	3	0	0	4	0	1	19:28
14	Lauressa Tramp		1/2	0/0	1/2	3	0	1	1	0	0	2	0	0	15:49
22	Taylor Stoeger		0/0	0/0	0/0	0	0	0	0	0	0	0	0	0	DNP
30	* Mariah Morin		1/1	0/0	2/4	4	0	1	1	1	0	1	0	0	11:58
32	* Emily White		1/8	0/0	1/4	3	2	5	7	2	1	4	0	4	24:50
34	Erica Wilson		0/0	0/0	0/0	0	1	0	1	0	0	2	0	0	4:01
40	Aaliyah Brady		1/1	0/0	1/2	3	0	1	1	0	0	6	0	0	5:14
42	* Andri Dewey		1/2	1/1	0/2	3	0	1	1	1	0	4	0	0	24:05
45	Hannah Hix		0/0	0/0	0/0	0	0	1	1	0	0	0	0	0	9:42
	Team						4	3	7						
	<b>Totals</b>		<b>8/27</b>	<b>3/6</b>	<b>6/16</b>	<b>25</b>	<b>7</b>	<b>19</b>	<b>26</b>	<b>7</b>	<b>1</b>	<b>29</b>	<b>0</b>	<b>5</b>	<b>160</b>

<b>Total FG</b>	1st Half	5/15	33.3%	2nd Half	3/12	25.0%	Game	8/27	29.6%
<b>3 PT FG</b>	1st Half	0/1	0.00%	2nd Half	3/5	60.0%	Game	3/6	50.0%
<b>Free Throws</b>	1st Half	5/12	41.7%	2nd Half	1/4	25.0%	Game	6/16	37.5%

### Home: Campbell County High School Camels

##	Name	P	FG	3 Pt	FT	PTS	ORB	DRB	TR	PF	AST	TO	BS	ST	MIN
3	* Abby Moerkerke		4/6	1/3	0/0	9	1	1	2	1	1	0	1	2	12:24
4	* Kalina Smith		1/7	0/5	2/2	4	1	0	1	2	1	0	3	2	11:32
12	Kennedy Wilkerson		1/5	1/4	0/0	3	0	2	2	0	1	3	0	1	20:39
13	Shyann Russell		3/3	0/0	0/0	6	0	0	0	5	0	0	0	1	15:07
20	Madison Hieb		1/1	0/0	1/2	3	1	0	1	1	0	2	0	0	5:09
23	* Brooke Cargal		2/5	0/2	0/0	4	2	0	2	2	1	0	0	1	13:05
24	Lauren Hallcroft		4/11	1/2	3/3	12	2	2	4	0	1	1	0	1	18:01
30	* Jessie Geer		8/15	0/3	1/1	17	2	0	2	0	2	1	0	3	14:30
31	Kierra Cutright		2/4	0/0	0/0	4	1	2	3	1	0	0	0	0	14:38
33	Rylie Pilon		1/3	0/0	1/4	3	3	4	7	0	1	1	0	1	21:45
34	* Haley Urbatsch		0/2	0/0	0/0	0	1	0	1	3	0	0	0	1	8:01
35	Mollie Wilson		0/0	0/0	0/0	0	0	0	0	0	0	1	0	0	5:09
	Team						3	5	8						
	<b>Totals</b>		<b>27/62</b>	<b>3/19</b>	<b>8/12</b>	<b>65</b>	<b>17</b>	<b>16</b>	<b>33</b>	<b>15</b>	<b>8</b>	<b>9</b>	<b>4</b>	<b>13</b>	<b>160</b>

<b>Total FG</b>	1st Half	19/47	40.4%	2nd Half	8/15	53.3%	Game	27/62	43.5%
<b>3 PT FG</b>	1st Half	3/18	16.7%	2nd Half	0/1	0.00%	Game	3/19	15.8%
<b>Free Throws</b>	1st Half	6/8	75.0%	2nd Half	2/4	50.0%	Game	8/12	66.7%

	<b>Gre</b>	<b>Cam</b>		<b>Gre</b>	<b>Cam</b>		<b>Gre</b>	<b>Cam</b>
Free Throw Pts	6	8	3Pt Points	9	9	Pts/Possession	0.44	1.10
Pts off Turnovers	6	30	2nd Chance Points	1	13	Pts off Bench	13	31
Total Rebounds	26	33	Team Rebounds	7	8	Dead Ball Reb	6	3
Off Rebound %	30.4	47.2	Def Rebound %	52.8	69.6	Total Rebound %	44.1	55.9
3Pt Efficiency	+34.1	-21.4	Def. Stops	28	45	Pts/Shot	0.71	0.96
Technical Fouls	<b>Gre</b>	None						
	<b>Cam</b>	None						
Officials	Unknown							

	Qtr 1	Qtr 2	Qtr 3	Qtr 4	OT 1	OT 2	OT 3	OT 4	Total
<b>Green River High School Wolves</b>	7	8	7	3	0	0	0	0	<b>25</b>
<b>Campbell County High School Camels</b>	25	22	12	6	0	0	0	0	<b>65</b>

**Largest Lead** Cam 65 Gre 22 (43 pts) **Lead Changes** 0 **Number of Ties** 0  
**Comments:** None

# WHSAA Basketball - Game Box Score

## Campbell County High School Camels vs. Kelly Walsh High School Trojans

**Date: 03/12/2016 Time: 3pm Site: Casper College Attendance: Unknown**

### Visitors: Kelly Walsh High School Trojans

##	Name	P	FG	3 Pt	FT	PTS	ORB	DRB	TR	PF	AST	TO	BS	ST	MIN
2	* Cameron Carter		2/10	1/5	1/2	6	0	1	1	1	1	1	0	1	26:14
3	Lamont Frisby		0/0	0/0	0/0	0	0	0	0	0	0	0	0	0	DNP
4	* Manny N'Tula		9/16	2/6	1/2	21	2	1	3	1	1	0	0	1	30:14
5	* Sam Marsh		3/5	1/3	0/0	7	3	3	6	2	0	3	0	2	25:37
10	Chaise Hedlund		0/0	0/0	0/0	0	1	0	1	2	1	0	1	0	9:41
11	* Jaxon Hiatt		4/13	2/4	0/0	10	2	2	4	3	0	2	0	2	18:10
12	* Grant Murphy		3/9	1/4	0/1	7	0	3	3	3	0	3	0	1	27:28
20	Tim Nolan		0/0	0/0	0/0	0	0	0	0	0	0	0	0	0	DNP
22	Holden Eckhardt		0/1	0/1	0/0	0	0	3	3	1	0	1	0	0	9:47
23	Joel Strube		0/0	0/0	0/2	0	0	2	2	2	0	0	0	0	12:49
	Team						5	3	8						
	<b>Totals</b>		<b>21/54</b>	<b>7/23</b>	<b>2/7</b>	<b>51</b>	<b>13</b>	<b>18</b>	<b>31</b>	<b>15</b>	<b>3</b>	<b>10</b>	<b>1</b>	<b>7</b>	<b>160</b>
	<b>Total FG</b>		1st Half	11/25	44.0%	2nd Half	10/29	34.5%	Game	21/54	38.9%				
	<b>3 PT FG</b>		1st Half	3/9	33.3%	2nd Half	4/14	28.6%	Game	7/23	30.4%				
	<b>Free Throws</b>		1st Half	1/2	50.0%	2nd Half	1/5	20.0%	Game	2/7	28.6%				

### Home: Campbell County High School Camels

##	Name	P	FG	3 Pt	FT	PTS	ORB	DRB	TR	PF	AST	TO	BS	ST	MIN
3	Trey Hladky		0/3	0/3	3/4	3	0	1	1	2	2	1	0	1	20:27
11	Tanner Krei		0/0	0/0	0/0	0	0	0	0	1	0	0	0	0	1:12
12	* Hunter Sylte		3/5	0/1	0/0	6	0	1	1	0	0	0	0	0	11:15
13	* Joe Quinn		1/1	0/0	0/0	2	1	1	2	4	0	0	0	0	18:20
14	* Dalton Holst		4/5	1/1	0/2	9	0	1	1	0	3	5	0	2	24:21
21	Dawson Miessler		3/4	1/2	1/1	8	0	1	1	1	1	0	0	1	18:49
22	Tristan Walker		0/0	0/0	0/0	0	0	0	0	0	0	0	0	0	0:47
24	Kade Bradley		0/5	0/3	0/0	0	0	2	2	0	1	0	0	0	9:53
25	Daxton Palu		0/0	0/0	2/2	2	0	0	0	0	0	0	0	1	1:57
32	Colton Larson		0/0	0/0	0/0	0	0	0	0	0	0	0	0	0	1:12
34	* Kain Morehead		5/11	0/3	3/4	13	1	10	11	1	0	2	2	2	25:54
40	* Lane Tucker		6/8	0/1	2/3	14	3	4	7	4	2	3	1	0	25:53
	Team						0	2	2						
	<b>Totals</b>		<b>22/42</b>	<b>2/14</b>	<b>11/16</b>	<b>57</b>	<b>5</b>	<b>23</b>	<b>28</b>	<b>13</b>	<b>9</b>	<b>11</b>	<b>3</b>	<b>7</b>	<b>160</b>
	<b>Total FG</b>		1st Half	10/23	43.5%	2nd Half	12/19	63.2%	Game	22/42	52.4%				
	<b>3 PT FG</b>		1st Half	2/12	16.7%	2nd Half	0/2	0.00%	Game	2/14	14.3%				
	<b>Free Throws</b>		1st Half	4/8	50.0%	2nd Half	7/8	87.5%	Game	11/16	68.8%				

	Kel Cam			Kel Cam			Kel Cam		
Free Throw Pts	2	11	3Pt Points	21	6	Pts/Possession	0.93	1.04	
Pts off Turnovers	14	21	2nd Chance Points	11	10	Pts off Bench	0	13	
Total Rebounds	31	28	Team Rebounds	8	2	Dead Ball Reb	2	2	
Off Rebound %	36.1	21.7	Def Rebound %	78.3	63.9	Total Rebound %	52.5	47.5	
3Pt Efficiency	+0.3	-33.3	Def. Stops	29	33	Pts/Shot	0.89	1.14	
Technical Fouls	<b>Kel</b>	None							
	<b>Cam</b>	None							
Officials	Unknown								

	Qtr 1	Qtr 2	Qtr 3	Qtr 4	OT 1	OT 2	OT 3	OT 4	Total
<b>Kelly Walsh High School Trojans</b>	9	17	8	17	0	0	0	0	<b>51</b>
<b>Campbell County High School Camels</b>	13	13	18	13	0	0	0	0	<b>57</b>

**Largest Lead** Cam 44 Kel 32 (12 pts) **Lead Changes** 4 **Number of Ties** 3  
**Comments:** None



# WHSAA Basketball - Game Box Score

**Campbell County High School Camels vs. Rock Springs High School Tigers**  
**Date: 3/10/2016 Time: 1:30pm Site: Casper College Attendance: Unknown**

## Visitors: Rock Springs High School Tigers

##	Name	P	FG	3 Pt	FT	PTS	ORB	DRB	TR	PF	AST	TO	BS	ST	MIN
0	* Demetrius Davenport		2/6	1/1	0/1	5	0	3	3	3	2	0	0	0	18:47
2	* Jordan Jenkins		1/4	0/1	0/0	2	0	1	1	3	0	3	0	0	18:14
3	Ryan Brandt		0/0	0/0	0/0	0	0	0	0	0	0	0	0	0	2:46
5	Nick McMurtrey		0/0	0/0	0/0	0	0	0	0	0	0	0	0	0	DNP
15	Chadron Lane		0/0	0/0	0/0	0	0	0	0	0	0	0	0	0	DNP
20	Trevor Hautala		3/7	1/4	0/1	7	2	3	5	1	0	1	0	0	24:55
21	Wrylee Padilla		0/4	0/4	0/0	0	0	1	1	1	0	1	0	0	14:27
22	* Carter Rosette		8/13	1/3	1/2	18	2	8	10	2	0	3	0	0	30:57
23	* Jared Rodriguez		3/6	0/1	0/0	6	1	2	3	5	0	2	0	0	21:15
24	Austin Pivic		1/2	0/0	0/1	2	1	0	1	2	0	0	0	0	4:50
31	Kade Moeller		0/0	0/0	0/0	0	0	0	0	0	0	0	0	0	DNP
33	* Kelby Kramer		6/8	0/0	4/6	16	1	8	9	1	0	3	1	0	23:49
Team							0	3	3			7			
<b>Totals</b>			<b>24/50</b>	<b>3/14</b>	<b>5/11</b>	<b>56</b>	<b>7</b>	<b>29</b>	<b>36</b>	<b>18</b>	<b>2</b>	<b>20</b>	<b>1</b>	<b>0</b>	<b>160</b>

<b>Total FG</b>	1st Half	12/27	44.4%	2nd Half	12/23	52.2%	Game	24/50	48.0%
<b>3 PT FG</b>	1st Half	1/6	16.7%	2nd Half	2/8	25.0%	Game	3/14	21.4%
<b>Free Throws</b>	1st Half	4/7	57.1%	2nd Half	1/4	25.0%	Game	5/11	45.5%

## Home: Campbell County High School Camels

##	Name	P	FG	3 Pt	FT	PTS	ORB	DRB	TR	PF	AST	TO	BS	ST	MIN
3	Trey Hladky		2/5	2/4	4/4	10	0	0	0	1	3	3	0	5	21:26
11	Tanner Krei		0/0	0/0	0/0	0	0	0	0	0	0	0	0	0	DNP
12	* Hunter Sylte		0/3	0/1	0/0	0	1	2	3	1	1	0	0	0	11:40
13	* Joe Quinn		1/3	0/1	0/0	2	2	0	2	4	1	2	0	0	22:07
14	* Dalton Holst		3/14	0/3	2/4	8	1	6	7	3	4	1	0	0	27:02
21	Dawson Miessler		4/6	2/3	1/2	11	1	2	3	1	0	0	0	0	24:34
22	Tristan Walker		0/0	0/0	0/0	0	0	0	0	0	0	0	0	0	DNP
24	Kade Bradley		3/5	0/1	2/2	8	1	0	1	2	0	0	0	1	7:08
25	Daxton Palu		0/0	0/0	0/0	0	0	0	0	0	0	0	0	0	DNP
32	Colton Larson		0/0	0/0	0/0	0	0	0	0	0	0	0	0	0	DNP
34	* Kain Morehead		10/22	1/7	2/2	23	4	8	12	0	0	0	1	1	24:11
40	* Lane Tucker		5/11	0/0	2/4	12	4	0	4	3	2	1	1	1	21:52
Team							2	6	8						
<b>Totals</b>			<b>28/69</b>	<b>5/20</b>	<b>13/18</b>	<b>74</b>	<b>16</b>	<b>24</b>	<b>40</b>	<b>15</b>	<b>11</b>	<b>7</b>	<b>2</b>	<b>8</b>	<b>160</b>

<b>Total FG</b>	1st Half	15/36	41.7%	2nd Half	13/33	39.4%	Game	28/69	40.6%
<b>3 PT FG</b>	1st Half	3/10	30.0%	2nd Half	2/10	20.0%	Game	5/20	25.0%
<b>Free Throws</b>	1st Half	4/7	57.1%	2nd Half	9/11	81.8%	Game	13/18	72.2%

	Roc Cam			Roc Cam			Roc Cam		
Free Throw Pts	5	13	3Pt Points	9	15	Pts/Possession	0.84	1.09	
Pts off Turnovers	6	11	2nd Chance Points	9	18	Pts off Bench	9	29	
Total Rebounds	36	40	Team Rebounds	3	8	Dead Ball Reb	1	1	
Off Rebound %	22.6	35.6	Def Rebound %	64.4	77.4	Total Rebound %	47.4	52.6	
3Pt Efficiency	-17.5	-6.3	Def. Stops	36	44	Pts/Shot	1.02	0.95	
Technical Fouls	<b>Roc</b>	None							
	<b>Cam</b>	None							
Officials	Unknown								

	Qtr 1	Qtr 2	Qtr 3	Qtr 4	OT 1	OT 2	OT 3	OT 4	Total
<b>Rock Springs High School Tigers</b>	11	18	18	9	0	0	0	0	<b>56</b>
<b>Campbell County High School Camels</b>	10	27	12	25	0	0	0	0	<b>74</b>

**Largest Lead** Cam 74 Roc 56 (18 pts) **Lead Changes** 3 **Number of Ties** 3  
**Comments:** None

# WHSAA Basketball - Game Box Score

**Cheyenne Central High School Indians vs. Evanston High School Red Devils**  
**Date: 3/10/2016 Time: 7:30pm Site: Casper College Attendance: Unknown**

## Visitors: Evanston High School Red Devils

##	Name	P	FG	3 Pt	FT	PTS	ORB	DRB	TR	PF	AST	TO	BS	ST	MIN
10	Nathan Welling		0/0	0/0	0/0	0	0	0	0	0	0	0	0	0	DNP
11	Hunter Hicks		0/1	0/1	0/0	0	0	0	0	0	0	3	0	0	13:05
14	* Alex Richins		0/1	0/1	0/0	0	1	0	1	1	1	0	0	0	27:52
20	Seth Davis		0/0	0/0	2/2	2	1	0	1	0	0	0	0	0	2:39
21	* Spencer Burleigh		3/6	0/1	0/0	6	3	2	5	2	1	0	0	0	20:37
23	* Dylan Mathson		0/3	0/1	1/2	1	0	1	1	3	0	4	0	2	19:28
30	* Brock Ehlers		4/17	3/6	8/8	19	3	4	7	1	1	2	0	3	31:15
31	Jesse Barker		5/13	0/5	1/3	11	2	3	5	3	1	3	0	2	21:27
32	Weston Cox		0/0	0/0	0/0	0	0	0	0	0	0	0	0	0	DNP
33	Hayden Crofts		0/0	0/0	0/0	0	0	0	0	0	0	0	0	0	DNP
41	* Josh Rutter		0/2	0/0	0/0	0	0	3	3	1	0	4	0	0	17:06
45	Chandler Anderson		1/2	0/0	0/0	2	1	0	1	2	0	0	1	0	6:31
	Team						0	2	2						
	<b>Totals</b>		<b>13/45</b>	<b>3/15</b>	<b>12/15</b>	<b>41</b>	<b>11</b>	<b>15</b>	<b>26</b>	<b>13</b>	<b>4</b>	<b>16</b>	<b>1</b>	<b>7</b>	<b>160</b>

<b>Total FG</b>	1st Half	4/20	20.0%	2nd Half	9/25	36.0%	Game	13/45	28.9%
<b>3 PT FG</b>	1st Half	0/6	0.00%	2nd Half	3/9	33.3%	Game	3/15	20.0%
<b>Free Throws</b>	1st Half	8/8	100%	2nd Half	4/7	57.1%	Game	12/15	80.0%

## Home: Cheyenne Central High School Indians

##	Name	P	FG	3 Pt	FT	PTS	ORB	DRB	TR	PF	AST	TO	BS	ST	MIN
1	* Dontel Ybarra		6/10	0/1	0/0	12	1	3	4	2	1	6	0	4	26:04
2	* Nicholas Fraley		4/7	1/2	6/6	15	2	4	6	2	0	0	1	0	30:02
11	Jason Teixeira		1/2	0/1	0/0	2	0	2	2	4	0	1	0	1	6:29
12	Ethan Sipe		0/0	0/0	0/0	0	0	0	0	0	0	0	0	0	DNP
22	* Brock Anderson		2/6	0/0	0/0	4	1	1	2	0	2	2	1	3	26:30
23	Willie Jones		0/0	0/0	0/0	0	0	0	0	0	0	0	0	0	0:12
24	* Jessen Reckling		6/7	0/0	2/2	14	0	5	5	1	0	1	1	0	29:09
25	Jackson Ayala		1/1	1/1	0/0	3	0	0	0	4	1	1	0	0	4:37
33	Grant Storebo		0/2	0/2	0/0	0	0	5	5	3	1	0	0	0	19:56
34	* Michael DeBruyn		3/7	0/2	3/4	9	0	0	0	0	0	1	0	0	16:10
43	Cody Meese		0/0	0/0	0/0	0	0	0	0	0	0	0	0	0	0:51
55	Bryson Delbridge		0/0	0/0	0/0	0	0	0	0	0	0	0	0	0	DNP
	Team						1	2	3						
	<b>Totals</b>		<b>23/42</b>	<b>2/9</b>	<b>11/12</b>	<b>59</b>	<b>5</b>	<b>22</b>	<b>27</b>	<b>16</b>	<b>5</b>	<b>12</b>	<b>3</b>	<b>8</b>	<b>160</b>

<b>Total FG</b>	1st Half	14/23	60.9%	2nd Half	9/19	47.4%	Game	23/42	54.8%
<b>3 PT FG</b>	1st Half	2/7	28.6%	2nd Half	0/2	0.00%	Game	2/9	22.2%
<b>Free Throws</b>	1st Half	0/0	0.00%	2nd Half	11/12	91.7%	Game	11/12	91.7%

	<b>Eva</b>	<b>Che</b>		<b>Eva</b>	<b>Che</b>		<b>Eva</b>	<b>Che</b>
Free Throw Pts	12	11	3Pt Points	9	6	Pts/Possession	0.72	1.07
Pts off Turnovers	13	16	2nd Chance Points	11	4	Pts off Bench	15	5
Total Rebounds	26	27	Team Rebounds	2	3	Dead Ball Reb	2	0
Off Rebound %	33.3	25.0	Def Rebound %	75.0	66.7	Total Rebound %	49.1	50.9
3Pt Efficiency	-2.2	-20.2	Def. Stops	27	38	Pts/Shot	0.79	1.23
Technical Fouls	<b>Eva</b>	None						
	<b>Che</b>	None						
Officials	Unknown							

	Qtr 1	Qtr 2	Qtr 3	Qtr 4	OT 1	OT 2	OT 3	OT 4	Total
<b>Evanston High School Red Devils</b>	10	6	13	12	0	0	0	0	<b>41</b>
<b>Cheyenne Central High School Indians</b>	13	17	20	9	0	0	0	0	<b>59</b>

**Largest Lead** Che 50 Eva 29 (21 pts) **Lead Changes** 2 **Number of Ties** 1  
**Comments:** None

# WHSAA Basketball - Game Box Score

## Cheyenne Central High School Indians vs. Kelly Walsh High School Trojans

**Date: 3/11/2016 Time: 9pm Site: Casper Events Center Attendance: Unknown**

### Visitors: Kelly Walsh High School Trojans

##	Name	P	FG	3 Pt	FT	PTS	ORB	DRB	TR	PF	AST	TO	BS	ST	MIN
2	* Cameron Carter		7/15	6/10	0/0	20	1	0	1	3	0	3	0	0	29:24
3	Lamont Frisby		0/0	0/0	0/0	0	0	0	0	0	0	0	0	0	DNP
4	* Manny N'Tula		3/12	0/4	1/2	7	3	1	4	5	0	1	0	1	31:10
5	* Sam Marsh		8/15	4/7	2/2	22	1	3	4	2	0	0	0	1	28:14
10	Chaise Hedlund		1/2	1/2	0/0	3	1	0	1	0	0	0	0	0	12:46
11	* Jaxon Hiatt		2/5	0/1	0/1	4	2	2	4	4	0	1	0	0	20:58
12	* Grant Murphy		1/4	0/3	0/0	2	0	2	2	4	0	1	0	0	16:03
20	Tim Nolan		0/0	0/0	0/0	0	0	0	0	0	0	0	0	0	DNP
22	Holden Eckhardt		0/5	0/3	0/0	0	2	2	4	2	0	2	0	0	17:07
23	Joel Strube		0/0	0/0	0/0	0	0	1	1	0	0	0	0	0	4:18
	Team						6	1	7			2			
	<b>Totals</b>		<b>22/58</b>	<b>11/30</b>	<b>3/5</b>	<b>58</b>	<b>16</b>	<b>12</b>	<b>28</b>	<b>20</b>	<b>0</b>	<b>10</b>	<b>0</b>	<b>2</b>	<b>160</b>
	<b>Total FG</b>		1st Half	12/26	46.2%	2nd Half	10/32	31.3%	Game	22/58	37.9%				
	<b>3 PT FG</b>		1st Half	6/15	40.0%	2nd Half	5/15	33.3%	Game	11/30	36.7%				
	<b>Free Throws</b>		1st Half	0/0	0.00%	2nd Half	3/5	60.0%	Game	3/5	60.0%				

### Home: Cheyenne Central High School Indians

##	Name	P	FG	3 Pt	FT	PTS	ORB	DRB	TR	PF	AST	TO	BS	ST	MIN
1	* Dontel Ybarra		3/5	0/0	6/7	12	4	5	9	3	2	3	0	0	29:07
2	* Nicholas Fraley		6/11	1/1	2/5	15	1	4	5	1	0	0	0	2	26:22
11	Jason Teixeira		0/0	0/0	0/0	0	0	2	2	0	0	0	0	0	10:05
12	Ethan Sipe		0/0	0/0	0/0	0	0	0	0	0	0	0	0	0	DNP
22	Brock Anderson		1/2	0/0	3/5	5	0	1	1	2	1	1	0	0	20:21
23	Willie Jones		0/0	0/0	0/0	0	0	0	0	0	0	0	0	0	DNP
24	* Jessen Reckling		4/6	0/0	1/2	9	2	2	4	1	0	0	0	0	22:15
25	Jackson Ayala		3/3	0/0	0/0	6	0	0	0	0	0	0	0	0	13:10
33	* Grant Storebo		3/9	2/5	3/3	11	1	3	4	2	0	5	0	0	25:05
34	* Michael DeBruyn		1/3	1/1	0/1	3	0	1	1	2	0	1	0	0	13:35
43	Cody Meese		0/0	0/0	0/0	0	0	0	0	0	0	0	0	0	DNP
55	Bryson Delbridge		0/0	0/0	0/0	0	0	0	0	0	0	0	0	0	DNP
	Team						2	4	6						
	<b>Totals</b>		<b>21/39</b>	<b>4/7</b>	<b>15/23</b>	<b>61</b>	<b>10</b>	<b>22</b>	<b>32</b>	<b>11</b>	<b>3</b>	<b>10</b>	<b>0</b>	<b>2</b>	<b>160</b>
	<b>Total FG</b>		1st Half	13/20	65.0%	2nd Half	8/19	42.1%	Game	21/39	53.8%				
	<b>3 PT FG</b>		1st Half	3/4	75.0%	2nd Half	1/3	33.3%	Game	4/7	57.1%				
	<b>Free Throws</b>		1st Half	2/4	50.0%	2nd Half	13/19	68.4%	Game	15/23	65.2%				

	Kel	Che		Kel	Che		Kel	Che
Free Throw Pts	3	15	3Pt Points	33	12	Pts/Possession	1.07	1.22
Pts off Turnovers	12	12	2nd Chance Points	12	14	Pts off Bench	3	11
Total Rebounds	28	32	Team Rebounds	7	6	Dead Ball Reb	0	4
Off Rebound %	42.1	45.5	Def Rebound %	54.5	57.9	Total Rebound %	46.7	53.3
3Pt Efficiency	+10.5	+21.7	Def. Stops	22	32	Pts/Shot	0.97	1.22
Technical Fouls	<b>Kel</b>	None						
	<b>Che</b>	None						
Officials	Unknown							

	Qtr 1	Qtr 2	Qtr 3	Qtr 4	OT 1	OT 2	OT 3	OT 4	Total
<b>Kelly Walsh High School Trojans</b>	15	15	13	15	0	0	0	0	<b>58</b>
<b>Cheyenne Central High School Indians</b>	14	17	15	15	0	0	0	0	<b>61</b>

**Largest Lead** Che 41 Kel 33 (8 pts) **Lead Changes** 12 **Number of Ties** 7  
**Comments:** None

# WHSAA Basketball - Game Box Score

## Cheyenne Central High School Indians vs. Rock Springs High School Tigers

**Date: 03/12/2016 Time: 9:00 am Site: Casper Events Center Attendance: Unknown**

### Visitors: Rock Springs High School Tigers

##	Name	P	FG	3 Pt	FT	PTS	ORB	DRB	TR	PF	AST	TO	BS	ST	MIN
2	Faith Fernandez		0/0	0/0	0/0	0	1	0	1	1	0	0	0	1	5:04
3	Taylor Jenkins		0/0	0/0	0/0	0	0	0	0	0	0	0	0	0	0:11
4	* Bailey Johnson		0/2	0/0	0/0	0	0	1	1	0	0	0	1	0	9:06
10	* Kenzie Kroupa		4/10	3/6	2/2	13	0	3	3	5	0	0	0	0	28:14
11	* Lyndzie Kroupa		3/5	0/0	2/2	8	1	0	1	5	0	1	0	2	24:54
12	* Stevie Hill		5/12	1/1	2/4	13	3	4	7	4	1	5	0	2	28:54
22	Kaylen Taucher		0/0	0/0	0/0	0	0	0	0	0	0	0	0	0	0:48
23	* Maggie Justinak		3/6	0/2	0/0	6	0	5	5	2	1	6	0	0	25:55
25	Sarye Thomas		0/5	0/3	0/0	0	0	2	2	4	1	3	0	0	21:33
30	Selena Cudney		0/0	0/0	1/2	1	1	0	1	1	0	0	0	0	10:18
31	Emily Quigley		1/1	0/0	0/0	2	0	2	2	2	0	2	0	1	5:03
40	Alyssa Vigil		0/0	0/0	0/0	0	0	0	0	0	0	0	0	0	DNP
	Team						3	2	5						
	<b>Totals</b>		<b>16/41</b>	<b>4/12</b>	<b>7/10</b>	<b>43</b>	<b>9</b>	<b>19</b>	<b>28</b>	<b>24</b>	<b>3</b>	<b>17</b>	<b>1</b>	<b>6</b>	<b>160</b>

<b>Total FG</b>	1st Half	6/14	42.9%	2nd Half	10/27	37.0%	Game	16/41	39.0%
<b>3 PT FG</b>	1st Half	1/2	50.0%	2nd Half	3/10	30.0%	Game	4/12	33.3%
<b>Free Throws</b>	1st Half	2/2	100%	2nd Half	5/8	62.5%	Game	7/10	70.0%

### Home: Cheyenne Central High School Indians

##	Name	P	FG	3 Pt	FT	PTS	ORB	DRB	TR	PF	AST	TO	BS	ST	MIN
3	* Sammy Geyer		3/7	0/0	0/1	6	2	5	7	3	1	1	2	1	26:04
10	Jada Ybarra		0/1	0/0	0/0	0	1	1	2	1	1	1	0	1	14:36
11	* Allee Williamson		1/4	0/0	0/2	2	0	1	1	2	0	2	1	0	15:56
13	Kylee Johnston		0/1	0/1	0/0	0	0	0	0	0	0	0	0	0	2:42
15	* Claire Swanson		4/10	2/5	3/9	13	1	3	4	2	2	5	0	3	32:00
21	* Abby Fearneyhough		4/12	0/2	9/15	17	8	2	10	3	0	3	0	1	27:12
25	Rylee Whalen		0/0	0/0	0/0	0	0	0	0	0	0	0	0	0	DNP
33	* Sarah Krysl		2/4	0/0	0/0	4	2	2	4	2	0	0	0	1	27:12
35	Briana Roybal		0/0	0/0	0/0	0	0	0	0	0	0	0	0	0	DNP
41	Maeci Jackson		0/0	0/0	0/0	0	0	0	0	0	0	0	0	0	DNP
42	Michaela Shulte		0/0	0/0	0/0	0	0	0	0	0	0	0	0	0	DNP
43	Amanda Troastle		2/3	1/2	2/2	7	0	1	1	0	2	1	0	0	14:10
	Team						2	2	4						
	<b>Totals</b>		<b>16/42</b>	<b>3/10</b>	<b>14/29</b>	<b>49</b>	<b>16</b>	<b>17</b>	<b>33</b>	<b>13</b>	<b>6</b>	<b>13</b>	<b>3</b>	<b>7</b>	<b>159:52</b>

<b>Total FG</b>	1st Half	10/26	38.5%	2nd Half	6/16	37.5%	Game	16/42	38.1%
<b>3 PT FG</b>	1st Half	3/8	37.5%	2nd Half	0/2	0.00%	Game	3/10	30.0%
<b>Free Throws</b>	1st Half	7/13	53.8%	2nd Half	7/16	43.8%	Game	14/29	48.3%

	Roc	Che		Roc	Che		Roc	Che
Free Throw Pts	7	14	3Pt Points	12	9	Pts/Possession	0.81	0.91
Pts off Turnovers	13	16	2nd Chance Points	8	12	Pts off Bench	3	7
Total Rebounds	28	33	Team Rebounds	5	4	Dead Ball Reb	2	6
Off Rebound %	34.6	45.7	Def Rebound %	54.3	65.4	Total Rebound %	45.9	54.1
3Pt Efficiency	+5.7	+2.9	Def. Stops	32	34	Pts/Shot	0.93	0.88
Technical Fouls	<b>Roc</b>	None						
	<b>Che</b>	None						
Officials	Unknown							

	Qtr 1	Qtr 2	Qtr 3	Qtr 4	OT 1	OT 2	OT 3	OT 4	Total
<b>Rock Springs High School Tigers</b>	6	9	11	17	0	0	0	0	<b>43</b>
<b>Cheyenne Central High School Indians</b>	10	20	6	13	0	0	0	0	<b>49</b>

**Largest Lead** Che 32 Roc 15 (17 pts) **Lead Changes** 1 **Number of Ties** 1  
**Comments:** None

# WHSAA Basketball - Game Box Score

## Cody High School Broncos vs. Jackson Hole High School Broncos

**Date: 03/11/2016 Time: 1:30pm Site: Casper College Attendance: Unknown**

### Visitors: Jackson Hole High School Broncos

##	Name	P	FG	3 Pt	FT	PTS	ORB	DRB	TR	PF	AST	TO	BS	ST	MIN
0	* Mackenzie Hollingsworth		1/6	1/5	0/0	3	0	0	0	2	0	5	0	0	20:07
3	Will Geraci		0/0	0/0	0/0	0	0	0	0	0	0	0	0	0	0:37
4	* Henry Geraci		6/12	1/1	0/0	13	0	3	3	4	0	4	0	0	29:26
5	Abe Perez		0/0	0/0	0/0	0	0	0	0	0	0	0	0	0	0:37
11	Sam McMullen		0/4	0/3	0/0	0	1	0	1	1	0	1	0	0	13:31
12	* Erich Elzemeyer		2/8	0/3	4/6	8	1	2	3	4	0	1	0	0	27:46
20	Ronnie Kaye		2/2	0/0	0/0	4	0	1	1	2	0	0	0	0	10:07
21	* Nigel Dice		0/2	0/2	0/0	0	1	1	2	2	1	3	0	0	26:16
33	Xander Peterson		6/9	1/2	0/0	13	7	3	10	3	0	2	0	2	21:24
35	Dane Smits		0/0	0/0	0/0	0	0	0	0	0	0	2	0	0	0:37
40	Brian Fuez		0/0	0/0	0/0	0	0	0	0	0	0	0	0	0	0:37
44	* Colin Finlay		1/3	0/0	0/0	2	1	0	1	4	0	0	0	0	8:55
	Team						0	5	5						
	<b>Totals</b>		<b>18/46</b>	<b>3/16</b>	<b>4/6</b>	<b>43</b>	<b>11</b>	<b>15</b>	<b>26</b>	<b>22</b>	<b>1</b>	<b>18</b>	<b>0</b>	<b>2</b>	<b>160</b>

<b>Total FG</b>	1st Half	9/19	47.4%	2nd Half	9/27	33.3%	Game	18/46	39.1%
<b>3 PT FG</b>	1st Half	1/6	16.7%	2nd Half	2/10	20.0%	Game	3/16	18.8%
<b>Free Throws</b>	1st Half	2/2	100%	2nd Half	2/4	50.0%	Game	4/6	66.7%

### Home: Cody High School Broncos

##	Name	P	FG	3 Pt	FT	PTS	ORB	DRB	TR	PF	AST	TO	BS	ST	MIN
0	Zeck Todd		3/3	0/0	5/6	11	0	3	3	3	1	0	0	0	14:43
3	Dawson Ritt		0/0	0/0	0/0	0	0	0	0	0	0	0	0	1	1:34
4	* Zach Ross		0/2	0/0	1/2	1	1	4	5	3	0	3	0	2	21:50
5	Keegan Brown		0/0	0/0	3/4	3	0	0	0	0	1	0	0	1	17:22
10	Nic Nieters		0/0	0/0	0/0	0	0	0	0	0	0	0	0	1	0:49
11	Caden Crooks		0/0	0/0	0/0	0	0	0	0	0	0	0	0	0	0:49
12	* Cooper Brown		2/2	0/0	5/5	9	2	3	5	1	0	1	0	3	22:23
13	* Parker Shreve		5/11	1/2	2/6	13	2	2	4	1	0	5	0	1	29:40
22	Austin Alexander		1/2	0/0	0/0	2	1	0	1	1	0	0	0	0	4:58
23	* Hunter Capron		3/5	1/2	0/0	7	0	0	0	3	1	2	0	0	16:24
24	* Blake Hinze		4/13	1/6	3/4	12	0	5	5	2	2	3	0	3	28:39
32	Reese Andre		0/0	0/0	0/0	0	0	0	0	0	0	0	0	0	0:49
	Team						4	1	5						
	<b>Totals</b>		<b>18/38</b>	<b>3/10</b>	<b>19/27</b>	<b>58</b>	<b>10</b>	<b>18</b>	<b>28</b>	<b>14</b>	<b>5</b>	<b>14</b>	<b>0</b>	<b>12</b>	<b>160</b>

<b>Total FG</b>	1st Half	7/22	31.8%	2nd Half	11/16	68.8%	Game	18/38	47.4%
<b>3 PT FG</b>	1st Half	1/6	16.7%	2nd Half	2/4	50.0%	Game	3/10	30.0%
<b>Free Throws</b>	1st Half	7/10	70.0%	2nd Half	12/17	70.6%	Game	19/27	70.4%

	<b>Jac</b>	<b>Cod</b>		<b>Jac</b>	<b>Cod</b>		<b>Jac</b>	<b>Cod</b>
Free Throw Pts	4	19	3Pt Points	9	9	Pts/Possession	0.77	1.05
Pts off Turnovers	9	17	2nd Chance Points	15	5	Pts off Bench	17	16
Total Rebounds	26	28	Team Rebounds	5	5	Dead Ball Reb	1	3
Off Rebound %	37.9	40.0	Def Rebound %	60.0	62.1	Total Rebound %	48.1	51.9
3Pt Efficiency	-14.6	-5.7	Def. Stops	29	36	Pts/Shot	0.88	1.14
Technical Fouls	<b>Jac</b>	None						
	<b>Cod</b>	None						
Officials	Unknown							

	Qtr 1	Qtr 2	Qtr 3	Qtr 4	OT 1	OT 2	OT 3	OT 4	Total
<b>Jackson Hole High School Broncos</b>	15	6	7	15	0	0	0	0	<b>43</b>
<b>Cody High School Broncos</b>	8	14	16	20	0	0	0	0	<b>58</b>

**Largest Lead** Cod 51 Jac 32 (19 pts) **Lead Changes** 2 **Number of Ties** 4  
**Comments:** None

# WHSAA Basketball - Game Box Score

## Cody High School Broncs vs. Worland High School Warriors

**Date: 3/10/2016 Time: 7:30pm Site: Casper Events Center Attendance: Unknown**

### Visitors: Worland High School Warriors

##	Name	P	FG	3 Pt	FT	PTS	ORB	DRB	TR	PF	AST	TO	BS	ST	MIN
1	Bradt Lopez		0/1	0/1	0/0	0	0	0	0	0	0	0	0	0	4:01
2	Jakob Schaeffer		0/1	0/0	2/3	2	1	1	2	0	0	0	0	0	10:03
4	* Jacob Lamm		1/2	0/0	0/0	2	0	0	0	0	0	0	0	0	6:13
10	* Chandler Ramos		3/8	0/0	3/4	9	1	3	4	2	2	1	0	0	31:28
11	* Braedon Page		1/3	0/0	2/3	4	1	1	2	3	0	1	1	0	26:31
12	Cody Baumstarck		0/0	0/0	0/0	0	1	2	3	2	0	2	0	1	9:23
15	Stone Ramos		0/1	0/1	0/0	0	0	0	0	1	0	0	0	0	7:07
20	Keeton Paumer		0/0	0/0	0/0	0	0	0	0	0	0	1	0	0	0:32
24	Clay Bullard		0/0	0/0	0/0	0	0	0	0	0	0	0	0	0	0:32
30	Isaias Terrazas		0/0	0/0	0/2	0	0	2	2	0	0	1	0	0	1:44
32	* Mauricio Caballero		4/7	3/5	2/3	13	0	0	0	2	0	1	0	0	30:58
33	* Hoyt Nicholas		14/26	2/6	4/7	34	5	8	13	2	0	0	1	8	31:28
Team							1	6	7						
<b>Totals</b>			<b>23/49</b>	<b>5/13</b>	<b>13/22</b>	<b>64</b>	<b>10</b>	<b>23</b>	<b>33</b>	<b>12</b>	<b>2</b>	<b>7</b>	<b>2</b>	<b>9</b>	<b>160</b>

<b>Total FG</b>	1st Half	11/23	47.8%	2nd Half	12/26	46.2%	Game	23/49	46.9%
<b>3 PT FG</b>	1st Half	2/6	33.3%	2nd Half	3/7	42.9%	Game	5/13	38.5%
<b>Free Throws</b>	1st Half	3/6	50.0%	2nd Half	10/16	62.5%	Game	13/22	59.1%

### Home: Cody High School Broncs

##	Name	P	FG	3 Pt	FT	PTS	ORB	DRB	TR	PF	AST	TO	BS	ST	MIN
0	Zeck Todd		0/1	0/0	0/0	0	0	0	0	0	0	1	0	0	5:59
3	Dawson Ritt		0/2	0/2	0/0	0	0	0	0	1	0	0	0	0	4:11
4	* Zach Ross		2/4	0/1	0/0	4	4	2	6	1	0	1	0	0	21:10
5	Keegan Brown		1/3	0/2	3/4	5	1	0	1	4	0	1	0	0	12:47
10	Nic Nieters		0/0	0/0	0/0	0	1	0	1	0	0	0	0	0	0:13
11	Caden Crooks		0/0	0/0	0/0	0	0	0	0	0	0	0	0	0	0:13
12	* Cooper Brown		2/3	0/0	2/2	6	2	6	8	4	0	4	0	0	22:29
13	* Parker Shreve		2/9	1/5	3/4	8	1	6	7	1	0	3	2	0	31:40
22	Austin Alexander		0/0	0/0	0/0	0	0	0	0	1	0	1	0	0	1:37
23	* Hunter Capron		1/5	0/3	0/0	2	3	2	5	5	0	0	0	0	24:51
24	* Blake Hinze		10/27	5/18	0/1	25	3	4	7	2	1	5	0	3	31:47
32	Reese Andre		0/0	0/0	0/0	0	0	0	0	0	0	0	0	0	3:03
Team							0	2	2						
<b>Totals</b>			<b>18/54</b>	<b>6/31</b>	<b>8/11</b>	<b>50</b>	<b>15</b>	<b>22</b>	<b>37</b>	<b>19</b>	<b>1</b>	<b>16</b>	<b>2</b>	<b>3</b>	<b>160</b>

<b>Total FG</b>	1st Half	12/25	48.0%	2nd Half	6/29	20.7%	Game	18/54	33.3%
<b>3 PT FG</b>	1st Half	3/11	27.3%	2nd Half	3/20	15.0%	Game	6/31	19.4%
<b>Free Throws</b>	1st Half	1/3	33.3%	2nd Half	7/8	87.5%	Game	8/11	72.7%

	Wor Cod			Wor Cod			Wor Cod		
Free Throw Pts	13	8	3Pt Points	15	18	Pts/Possession	1.12	0.86	
Pts off Turnovers	22	0	2nd Chance Points	6	7	Pts off Bench	2	5	
Total Rebounds	33	37	Team Rebounds	7	2	Dead Ball Reb	3	1	
Off Rebound %	31.3	39.5	Def Rebound %	60.5	68.8	Total Rebound %	47.1	52.9	
3Pt Efficiency	+5.1	-15.4	Def. Stops	39	29	Pts/Shot	1.07	0.85	
Technical Fouls	<b>Wor</b>	None		<b>Cod</b>	None				
Officials	Unknown								

	Qtr 1	Qtr 2	Qtr 3	Qtr 4	OT 1	OT 2	OT 3	OT 4	Total
<b>Worland High School Warriors</b>	10	17	14	23	0	0	0	0	<b>64</b>
<b>Cody High School Broncs</b>	17	11	9	13	0	0	0	0	<b>50</b>

**Largest Lead** Cod 50 Wor 64 (14 pts) **Lead Changes** 7 **Number of Ties** 1  
**Comments:** None

# WHSAA Basketball - Game Box Score

## Cheyenne South High School Bison vs. Campbell County High School Camels

**Date: 3/11/2016 Time: 7:30pm Site: Casper Events Center Attendance: Unknown**

### Visitors: Campbell County High School Camels

##	Name	P	FG	3 Pt	FT	PTS	ORB	DRB	TR	PF	AST	TO	BS	ST	MIN
3	Trey Hladky		5/13	4/9	2/2	16	0	1	1	4	0	1	0	0	22:24
11	Tanner Krei		0/0	0/0	0/0	0	0	0	0	0	0	0	0	0	DNP
12	* Hunter Sylte		2/3	0/1	0/0	4	1	1	2	0	0	0	0	0	18:07
13	* Joe Quinn		0/4	0/2	0/0	0	5	2	7	3	1	0	0	0	22:25
14	* Dalton Holst		7/14	2/7	2/3	18	1	1	2	3	2	5	0	0	27:42
21	Dawson Miessler		1/1	1/1	0/1	3	0	1	1	1	0	2	0	0	22:47
20	Tristan Walker		0/0	0/0	0/0	0	0	0	0	0	0	0	0	0	DNP
24	Kade Bradley		0/4	0/2	0/0	0	0	1	1	1	0	2	0	1	11:55
25	Daxton Palu		0/0	0/0	0/0	0	0	0	0	0	0	0	0	0	DNP
32	Colton Larson		0/0	0/0	0/0	0	0	0	0	0	0	0	0	0	DNP
34	* Kain Morehead		5/16	2/11	0/1	12	1	8	9	3	0	2	1	1	25:38
40	* Lane Tucker		3/3	0/0	1/1	7	2	2	4	5	0	0	0	1	9:02
Team							3	3	6			1			
<b>Totals</b>			<b>23/58</b>	<b>9/33</b>	<b>5/8</b>	<b>60</b>	<b>13</b>	<b>20</b>	<b>33</b>	<b>20</b>	<b>3</b>	<b>13</b>	<b>1</b>	<b>3</b>	<b>160</b>
<b>Total FG</b>			1st Half	13/32	40.6%	2nd Half	10/26	38.5%	Game	23/58	39.7%				
<b>3 PT FG</b>			1st Half	5/17	29.4%	2nd Half	4/16	25.0%	Game	9/33	27.3%				
<b>Free Throws</b>			1st Half	1/1	100%	2nd Half	4/7	57.1%	Game	5/8	62.5%				

### Home: Cheyenne South High School Bison

##	Name	P	FG	3 Pt	FT	PTS	ORB	DRB	TR	PF	AST	TO	BS	ST	MIN
2	* Brendyn Nelson		5/8	0/0	3/4	13	2	0	2	1	2	0	0	0	26:44
3	* Marquez Jefferson		3/7	0/3	0/0	6	0	6	6	1	0	1	0	0	29:25
5	Austin Smith		2/3	0/0	0/0	4	0	0	0	2	0	1	0	0	5:22
11	* Florencio Beltran		0/1	0/1	0/0	0	0	0	0	3	0	1	0	0	12:17
13	Dre McCray		0/1	0/0	0/0	0	2	0	2	0	0	0	0	0	6:07
14	* Austin Barker		0/2	0/2	4/5	4	0	2	2	3	1	3	0	0	23:35
24	Gabe McDonald		2/4	0/0	0/0	4	0	1	1	0	0	0	0	0	8:25
30	Riley Haberkorn		0/0	0/0	0/0	0	0	0	0	0	0	0	0	0	DNP
34	Fuji Waters		0/0	0/0	0/0	0	0	0	0	0	0	0	0	0	DNP
35	Chris Smith		0/0	0/0	0/0	0	0	0	0	0	0	0	0	0	DNP
41	* Isaiah Dicks		10/17	0/2	5/6	25	4	10	14	4	3	2	0	2	31:03
43	Keyshawn Farmer		4/7	0/1	2/3	10	0	0	0	1	1	2	0	0	17:02
Team							0	6	6			1			
<b>Totals</b>			<b>26/50</b>	<b>0/9</b>	<b>14/18</b>	<b>66</b>	<b>8</b>	<b>25</b>	<b>33</b>	<b>15</b>	<b>7</b>	<b>11</b>	<b>0</b>	<b>2</b>	<b>160</b>
<b>Total FG</b>			1st Half	12/23	52.2%	2nd Half	14/27	51.9%	Game	26/50	52.0%				
<b>3 PT FG</b>			1st Half	0/5	0.00%	2nd Half	0/4	0.00%	Game	0/9	0.00%				
<b>Free Throws</b>			1st Half	6/7	85.7%	2nd Half	8/11	72.7%	Game	14/18	77.8%				

	Cam		Che		Cam		Che		Cam		Che			
Free Throw Pts	5	14	3Pt Points	27	0	Pts/Possession	0.97	1.08						
Pts off Turnovers	10	10	2nd Chance Points	6	10	Pts off Bench	19	18						
Total Rebounds	33	33	Team Rebounds	6	6	Dead Ball Reb	0	0						
Off Rebound %	34.2	28.6	Def Rebound %	71.4	65.8	Total Rebound %	50.0	50.0						
3Pt Efficiency	-10.1	-42.3	Def. Stops	31	38	Pts/Shot	0.97	1.12						
Technical Fouls	<b>Cam</b>		None											
	<b>Che</b>		None											
Officials	Unknown													

	Qtr 1	Qtr 2	Qtr 3	Qtr 4	OT 1	OT 2	OT 3	OT 4	Total
<b>Campbell County High School Camels</b>	17	15	13	15	0	0	0	0	<b>60</b>
<b>Cheyenne South High School Bison</b>	8	22	16	20	0	0	0	0	<b>66</b>

**Largest Lead** Che 8 Cam 19 (11 pts) **Lead Changes** 5 **Number of Ties** 7  
**Comments:** None

# WHSAA Basketball - Game Box Score

## Cheyenne South High School Bison vs. Cheyenne Central High School Indians

**Date: 03/12/2016 Time: 8:00 pm Site: Casper Events Center Attendance: Unknown**

### Visitors: Cheyenne Central High School Indians

##	Name	P	FG	3 Pt	FT	PTS	ORB	DRB	TR	PF	AST	TO	BS	ST	MIN
1	* Dontel Ybarra		3/12	0/2	5/6	11	3	3	6	1	1	3	0	4	30:01
2	* Nicholas Fraley		5/12	0/2	3/4	13	4	5	9	3	2	0	1	1	35:02
11	Jason Teixeira		0/1	0/0	0/0	0	0	1	1	1	1	1	0	0	6:57
12	Ethan Sipe		0/0	0/0	0/0	0	0	0	0	0	0	0	0	0	DNP
22	Brock Anderson		1/4	0/0	2/4	4	0	3	3	1	0	1	0	1	20:06
23	Willie Jones		0/0	0/0	0/0	0	0	0	0	0	0	0	0	0	DNP
24	* Jessen Reckling		5/10	0/0	0/2	10	5	2	7	2	0	2	3	2	24:14
25	Jackson Ayala		1/2	0/1	0/2	2	1	1	2	2	0	1	0	0	12:03
33	* Grant Storebo		4/11	4/11	0/0	12	0	6	6	2	2	2	0	1	29:03
34	* Michael DeBruyn		1/5	0/3	1/2	3	0	0	0	2	1	3	0	2	22:34
43	Cody Meese		0/0	0/0	0/0	0	0	0	0	0	0	0	0	0	DNP
55	Bryson Delbridge		0/0	0/0	0/0	0	0	0	0	0	0	0	0	0	DNP
Team							3	5	8						
<b>Totals</b>			<b>20/57</b>	<b>4/19</b>	<b>11/20</b>	<b>55</b>	<b>16</b>	<b>26</b>	<b>42</b>	<b>14</b>	<b>7</b>	<b>13</b>	<b>4</b>	<b>11</b>	<b>180</b>

**Total FG** 1st Half 11/34 32.4% 2nd Half 8/19 42.1% OT 1/4 25.0% Game 20/57 35.1%  
**3 PT FG** 1st Half 2/14 14.3% 2nd Half 2/5 40.0% OT 0/0 0.00% Game 4/19 21.1%  
**Free Throws** 1st Half 2/4 50.0% 2nd Half 4/9 44.4% OT 5/7 71.4% Game 11/20 55.0%

### Home: Cheyenne South High School Bison

##	Name	P	FG	3 Pt	FT	PTS	ORB	DRB	TR	PF	AST	TO	BS	ST	MIN
2	* Brendyn Nelson		2/10	0/0	2/4	6	4	2	6	2	4	0	0	2	27:51
3	* Marquez Jefferson		2/5	2/4	0/0	6	0	3	3	3	2	4	0	2	32:09
5	Austin Smith		0/1	0/0	0/0	0	0	0	0	3	0	0	0	1	3:51
11	* Florencio Beltran		1/5	0/1	0/0	2	1	2	3	1	1	2	3	0	25:50
13	Dre McCray		0/0	0/0	0/0	0	0	0	0	0	0	0	0	0	1:50
14	* Austin Barker		6/12	5/10	0/0	17	0	2	2	4	1	2	0	0	34:34
24	Gabe McDonald		0/3	0/0	0/0	0	0	1	1	4	0	1	0	0	3:43
30	Riley Haberkorn		0/0	0/0	0/0	0	0	0	0	0	0	0	0	0	DNP
34	Fuji Waters		0/0	0/0	0/0	0	0	0	0	0	0	0	0	0	DNP
35	Chris Smith		0/0	0/0	0/0	0	0	0	0	0	0	0	0	0	DNP
41	* Isaiah Dicks		7/14	0/2	3/5	17	3	9	12	2	1	5	1	1	34:10
43	Keyshawn Farmer		2/3	0/0	0/2	4	0	2	2	0	0	1	0	0	16:02
Team							1	5	6						
<b>Totals</b>			<b>20/53</b>	<b>7/17</b>	<b>5/11</b>	<b>52</b>	<b>9</b>	<b>26</b>	<b>35</b>	<b>19</b>	<b>9</b>	<b>15</b>	<b>4</b>	<b>6</b>	<b>180</b>

**Total FG** 1st Half 8/23 34.8% 2nd Half 10/25 40.0% OT 2/5 40.0% Game 20/53 37.7%  
**3 PT FG** 1st Half 4/7 57.1% 2nd Half 3/8 37.5% OT 0/2 0.00% Game 7/17 41.2%  
**Free Throws** 1st Half 4/10 40.0% 2nd Half 1/1 100% OT 0/0 0.00% Game 5/11 45.5%

	Che	Che		Che	Che		Che	Che
Free Throw Pts	11	5	3Pt Points	12	21	Pts/Possession	0.87	0.81
Pts off Turnovers	9	12	2nd Chance Points	12	6	Pts off Bench	6	4
Total Rebounds	42	35	Team Rebounds	8	6	Dead Ball Reb	4	4
Off Rebound %	38.1	25.7	Def Rebound %	74.3	61.9	Total Rebound %	54.5	45.5
3Pt Efficiency	-7.0	+17.1	Def. Stops	41	39	Pts/Shot	0.82	0.90
Technical Fouls	Che	None						
	Che	None						
Officials	Unknown							

	Qtr 1	Qtr 2	Qtr 3	Qtr 4	OT 1	OT 2	OT 3	OT 4	Total
<b>Cheyenne Central High School Indians</b>	13	13	11	11	7	0	0	0	<b>55</b>
<b>Cheyenne South High School Bison</b>	11	13	2	22	4	0	0	0	<b>52</b>

**Largest Lead** Che 26 Che 39 (13 pts) **Lead Changes** 7 **Number of Ties** 5  
**Comments:** None



# WHSAA Basketball - Game Box Score

## Douglas High School Bearcats vs. Worland High School Warriors

**Date: 03/12/2016 Time: 3:30 pm Site: Casper Events Center Attendance: Classified**

### Visitors: Worland High School Warriors

##	Name	P	FG	3 Pt	FT	PTS	ORB	DRB	TR	PF	AST	TO	BS	ST	MIN
1	Bradt Lopez		0/0	0/0	0/0	0	0	1	1	0	0	1	0	0	1:45
2	Jakob Schaeffer		4/4	0/0	0/0	8	1	2	3	1	0	1	0	0	9:48
4	* Jacob Lamm		3/8	0/3	2/2	8	1	1	2	4	5	3	0	2	31:18
10	* Chandler Ramos		0/0	0/0	1/2	1	1	1	2	2	2	0	0	0	28:55
11	* Braedon Page		5/8	0/1	1/2	11	3	1	4	4	1	2	0	0	19:59
12	Cody Baumstarck		2/3	0/0	0/0	4	1	1	2	4	0	1	2	2	8:14
15	Stone Ramos		0/0	0/0	0/1	0	0	0	0	0	0	0	0	0	2:25
20	Keeton Paumer		0/0	0/0	0/0	0	0	0	0	0	0	0	0	0	DNP
24	Clay Bullard		0/0	0/0	0/0	0	0	0	0	0	0	0	0	0	DNP
30	Isaias Terrazas		1/1	1/1	0/0	3	0	0	0	0	0	0	0	0	0:52
32	* Mauricio Caballero		2/4	1/3	2/3	7	0	2	2	3	1	1	0	2	30:15
33	* Hoyt Nicholas		10/23	3/6	2/3	25	4	7	11	2	2	2	0	1	26:29
Team							0	2	2						
<b>Totals</b>			<b>27/51</b>	<b>5/14</b>	<b>8/13</b>	<b>67</b>	<b>11</b>	<b>18</b>	<b>29</b>	<b>20</b>	<b>11</b>	<b>11</b>	<b>2</b>	<b>7</b>	<b>160</b>

<b>Total FG</b>	1st Half	11/22	50.0%	2nd Half	16/29	55.2%	Game	27/51	52.9%
<b>3 PT FG</b>	1st Half	3/8	37.5%	2nd Half	2/6	33.3%	Game	5/14	35.7%
<b>Free Throws</b>	1st Half	7/10	70.0%	2nd Half	1/3	33.3%	Game	8/13	61.5%

### Home: Douglas High School Bearcats

##	Name	P	FG	3 Pt	FT	PTS	ORB	DRB	TR	PF	AST	TO	BS	ST	MIN
2	* Ty Larson		10/19	1/2	3/3	24	3	2	5	1	2	4	1	0	32:00
5	Dawson Bratton		0/0	0/0	0/0	0	0	0	0	0	0	0	0	0	DNP
15	* Harley Rhodes		0/3	0/3	2/2	2	2	1	3	3	0	0	0	1	26:59
21	* Tyrel Leman		2/4	0/0	3/4	7	3	4	7	1	0	3	1	1	28:23
22	Trenton Williams		0/1	0/1	0/0	0	0	0	0	1	0	0	0	0	9:20
23	Michael Yeaman		0/0	0/0	0/0	0	0	0	0	0	0	0	0	0	DNP
24	Mason Barker		0/0	0/0	1/2	1	0	0	0	0	0	0	0	1	1:59
25	Dillon Silzell		0/0	0/0	0/0	0	0	1	1	1	0	0	0	0	4:36
30	* Eric Jammerman		4/15	2/9	1/4	11	2	5	7	2	2	3	0	0	31:08
31	* Mark Vandeventer		1/2	0/1	2/2	4	1	0	1	4	0	1	0	0	17:05
40	Thomas Bolinger		0/1	0/0	2/4	2	0	1	1	1	0	0	0	1	8:30
42	Jacob Cropper		0/0	0/0	0/0	0	0	0	0	0	0	0	0	0	DNP
55	Dominick Firnekas		0/0	0/0	0/0	0	0	0	0	0	0	0	0	0	DNP
Team							1	2	3						
<b>Totals</b>			<b>17/45</b>	<b>3/16</b>	<b>14/21</b>	<b>51</b>	<b>12</b>	<b>16</b>	<b>28</b>	<b>14</b>	<b>4</b>	<b>11</b>	<b>2</b>	<b>4</b>	<b>160</b>

<b>Total FG</b>	1st Half	6/22	27.3%	2nd Half	11/23	47.8%	Game	17/45	37.8%
<b>3 PT FG</b>	1st Half	0/7	0.00%	2nd Half	3/9	33.3%	Game	3/16	18.8%
<b>Free Throws</b>	1st Half	6/8	75.0%	2nd Half	8/13	61.5%	Game	14/21	66.7%

	Wor	Dou		Wor	Dou		Wor	Dou
Free Throw Pts	8	14	3Pt Points	15	9	Pts/Possession	1.20	0.94
Pts off Turnovers	13	3	2nd Chance Points	9	12	Pts off Bench	15	3
Total Rebounds	29	28	Team Rebounds	2	3	Dead Ball Reb	2	5
Off Rebound %	40.7	40.0	Def Rebound %	60.0	59.3	Total Rebound %	50.9	49.1
3Pt Efficiency	-3.9	-13.4	Def. Stops	29	27	Pts/Shot	1.18	0.93
Technical Fouls	<b>Wor</b>	None						
	<b>Dou</b>	None						
Officials	Unknown							

	Qtr 1	Qtr 2	Qtr 3	Qtr 4	OT 1	OT 2	OT 3	OT 4	Total
<b>Worland High School Warriors</b>	18	14	17	18	0	0	0	0	<b>67</b>
<b>Douglas High School Bearcats</b>	10	8	16	17	0	0	0	0	<b>51</b>

**Largest Lead** Dou 34 Wor 53 (19 pts) **Lead Changes** 0 **Number of Ties** 0  
**Comments:** None

# WHSAA Basketball - Game Box Score

## Cheyenne East High School Thunderbirds vs. Campbell County High School Camels

**Date: 3/11/2016 Time: 6pm Site: Casper Event Center Attendance: Unknown**

### Visitors: Campbell County High School Camels

##	Name	P	FG	3 Pt	FT	PTS	ORB	DRB	TR	PF	AST	TO	BS	ST	MIN
3	* Abby Moerkerke		3/7	0/2	0/1	6	4	2	6	5	0	0	0	1	14:06
4	* Kalina Smith		1/6	0/5	2/2	4	2	1	3	2	2	1	3	0	26:17
12	Kennedy Wilkerson		2/5	0/2	0/0	4	1	0	1	1	0	2	0	0	15:00
13	Shyann Russell		0/1	0/1	0/0	0	0	0	0	1	0	0	0	0	8:11
20	Madison Hieb		0/0	0/0	0/0	0	0	0	0	0	0	0	0	0	0:53
23	* Brooke Cargal		0/8	0/6	6/6	6	1	2	3	3	0	0	0	0	15:21
24	Lauren Hallcroft		3/6	0/1	3/5	9	2	5	7	5	0	0	0	0	13:50
30	* Jessie Geer		5/17	1/4	5/7	16	1	1	2	4	2	5	0	3	26:20
31	Kierra Cutright		3/4	0/0	0/0	6	1	1	2	1	1	0	0	0	7:58
33	Rylie Pilon		2/2	1/1	0/2	5	1	3	4	1	0	0	0	1	18:39
34	* Haley Urbatsch		0/2	0/1	2/2	2	0	2	2	2	0	2	0	0	12:32
35	Mollie Wilson		0/0	0/0	0/0	0	0	0	0	0	0	1	0	0	0:53
	Team						4	5	9			1			
	<b>Totals</b>		<b>19/58</b>	<b>2/23</b>	<b>18/25</b>	<b>58</b>	<b>17</b>	<b>22</b>	<b>39</b>	<b>25</b>	<b>5</b>	<b>12</b>	<b>3</b>	<b>5</b>	<b>160</b>

<b>Total FG</b>	1st Half	8/34	23.5%	2nd Half	11/24	45.8%	Game	19/58	32.8%
<b>3 PT FG</b>	1st Half	0/17	0.00%	2nd Half	2/6	33.3%	Game	2/23	8.70%
<b>Free Throws</b>	1st Half	4/6	66.7%	2nd Half	14/19	73.7%	Game	18/25	72.0%

### Home: Cheyenne East High School Thunderbirds

##	Name	P	FG	3 Pt	FT	PTS	ORB	DRB	TR	PF	AST	TO	BS	ST	MIN
2	Mackenzie Paintner		0/0	0/0	0/0	0	0	0	0	0	0	0	0	0	0:35
3	* Ashton Horsley		4/13	2/6	2/3	12	1	3	4	2	0	1	0	1	32:00
4	Duquesne Moratzka		1/1	0/0	0/0	2	2	0	2	0	0	0	0	0	1:07
10	* Katie Loken		2/6	0/1	2/2	6	2	1	3	4	0	9	0	0	28:46
11	* Jessie Erickson		0/1	0/1	3/4	3	2	2	4	5	0	4	0	0	12:51
12	Kaitlyn Rinker		0/0	0/0	0/0	0	0	0	0	0	0	1	0	0	2:56
15	Jazzy Espinoza		0/0	0/0	0/0	0	0	0	0	1	0	0	0	0	0:04
20	Chyann Wilson		0/0	0/0	0/0	0	0	0	0	0	0	1	0	0	5:27
21	* Sierra Stellern		2/13	0/0	14/20	18	5	5	10	5	0	1	1	0	30:53
22	Makenzee Fagenbush		0/1	0/1	0/1	0	0	0	0	1	0	1	0	0	20:03
43	* Cosette Stellern		2/9	0/0	0/3	4	1	7	8	5	1	1	1	0	18:10
50	Jadyn Kanzler		0/2	0/0	1/4	1	0	0	0	0	0	0	0	0	7:05
	Team						8	9	17			3			
	<b>Totals</b>		<b>11/46</b>	<b>2/9</b>	<b>22/37</b>	<b>46</b>	<b>21</b>	<b>27</b>	<b>48</b>	<b>23</b>	<b>1</b>	<b>22</b>	<b>2</b>	<b>1</b>	<b>159:57</b>

<b>Total FG</b>	1st Half	7/21	33.3%	2nd Half	4/25	16.0%	Game	11/46	23.9%
<b>3 PT FG</b>	1st Half	1/3	33.3%	2nd Half	1/6	16.7%	Game	2/9	22.2%
<b>Free Throws</b>	1st Half	8/14	57.1%	2nd Half	14/23	60.9%	Game	22/37	59.5%

	Cam		Che		Cam		Che		Cam		Che	
Free Throw Pts	18	22	3Pt Points	6	6	Pts/Possession	0.89	0.70				
Pts off Turnovers	17	12	2nd Chance Points	13	12	Pts off Bench	24	3				
Total Rebounds	39	48	Team Rebounds	9	17	Dead Ball Reb	2	7				
Off Rebound %	38.6	48.8	Def Rebound %	51.2	61.4	Total Rebound %	44.8	55.2				
3Pt Efficiency	-23.7	+6.0	Def. Stops	44	39	Pts/Shot	0.83	0.72				
Technical Fouls	<b>Cam</b>	None										
	<b>Che</b>	None										
Officials	Unknown											

	Qtr 1	Qtr 2	Qtr 3	Qtr 4	OT 1	OT 2	OT 3	OT 4	Total
<b>Campbell County High School Camels</b>	5	15	17	21	0	0	0	0	<b>58</b>
<b>Cheyenne East High School Thunderbirds</b>	14	9	8	15	0	0	0	0	<b>46</b>

**Largest Lead** Che 39 Cam 56 (17 pts) **Lead Changes** 1 **Number of Ties** 2  
**Comments:** None

Date: 3/3/2016  
12:00 pm

Arena: Casper Events Center  
City, State: Casper, WY

**VISITOR: Encampment ( )**

NO	PLAYER	P	TOT-FG		3-PT		FT		FTA		REBOUNDS		PF	TP	A	TO	BK	S	MIN
			FG	FGA	FG	FGA	FT	FTA	OFF	DEF	TOT								
5	Erickson, Guy	*	5	17	1	5	5	9	2	1	3	5	16	1	5	0	1	37:55	
13	Hammer, Hunter	*	1	6	0	4	1	2	1	1	2	4	3	0	1	0	0	36:21	
22	Bartlett, Gage	*	3	7	1	3	2	2	2	3	5	3	9	1	3	0	1	40:00	
24	Stewart, Jared	*	3	8	0	1	0	0	4	4	8	4	6	0	6	0	0	40:00	
25	Johnson, Keegan	*	0	4	0	0	1	2	1	5	6	5	1	0	0	0	0	10:25	
4	Stewart, Sean		0	0	0	0	0	0	0	1	1	1	0	0	0	0	0	4:11	
10	Bonner, Justin		0	0	0	0	0	0	0	1	1	0	0	0	1	0	0	0:16	
32	Wagy, Michael		0	0	0	0	0	0	0	0	0	0	0	0	1	0	0	1:49	
44	Cox, Wyatt		4	8	0	0	0	0	0	4	4	5	8	0	3	0	2	29:03	
TEAM REBOUNDS									0		3				1				
Team Totals			16	50	2	13	9	15	10	23	33	27	43	2	21	0	4	200	

Total FG% - 1st: 5/20 0.250 2nd and OTs: 11/30 0.367 Game: 0.320 Deadball  
 3-PT FG% - 1st: 0/4 0.000 2nd and OTs: 2/9 0.222 Game: 0.154 Rebounds  
 Total FT% - 1st: 1/2 0.500 2nd and OTs: 8/13 0.615 Game: 0.600 (6,0)

**HOME: Kaycee ( )**

NO	PLAYER	P	TOT-FG		3-PT		FT		FTA		REBOUNDS		PF	TP	A	TO	BK	S	MIN
			FG	FGA	FG	FGA	FT	FTA	OFF	DEF	TOT								
3	McGivney, Ian	*	1	3	0	2	0	0	0	0	0	1	2	1	1	0	1	17:08	
13	Garnhart, Ethan	*	4	13	0	3	0	2	1	3	4	4	8	2	3	0	3	38:28	
14	Stafford, Reed	*	0	0	0	0	0	0	0	2	2	5	0	0	4	0	0	30:12	
24	Rouse, Taylor	*	5	7	0	0	5	13	4	6	10	2	15	0	4	6	2	34:49	
25	Fauber, Hayden	*	5	15	0	1	9	20	8	8	16	2	19	1	3	1	0	38:24	
2	Hamilton, Jacob		0	0	0	0	0	0	0	0	0	0	0	0	0	0	0	1:44	
11	Rouse, Hunter		0	2	0	1	0	2	1	1	2	1	0	0	3	0	1	24:11	
23	Largent, Mark		0	0	0	0	1	4	1	1	2	1	1	0	0	0	0	15:04	
TEAM REBOUNDS									0		1				0				
Team Totals			15	40	0	7	15	41	15	22	37	16	45	4	18	7	7	200	

Total FG% - 1st: 6/19 0.316 2nd and OTs: 9/21 0.429 Game: 0.375 Deadball  
 3-PT FG% - 1st: 0/4 0.000 2nd and OTs: 0/3 0.000 Game: 0.000 Rebounds  
 Total FT% - 1st: 2/5 0.400 2nd and OTs: 13/36 0.361 Game: 0.366 (12,0)

Technical Fouls: ENC (0)  
: KAY (0)

OFFICIALS :  
ATTENDANCE : 0

SCORE BY PERIODS	1st	2nd	3rd	4th	OT1	OT2	TOTAL
Encampment	7	4	9	10	8	5	43
Kaycee	5	9	9	7	8	7	45

Last FG: Encampment OT2- 3:47, Kaycee OT2- 0:50  
 Largest lead: Encampment by 4 2nd- 7:09, Kaycee by 5 3rd- 8:00  
 Score tied: 8 times, Lead changed: 7 times

Date: 3/3/2016  
 Time: 10:30 am

Arena: Casper Events Center  
 City, State: Casper, WY

**VISITOR: Encampment ( )**

NO	PLAYER	P	TOT-FG		3-PT		FT	FTA	REBOUNDS			PF	TP	A	TO	BK	S	MIN
			FG	FGA	FG	FGA			OFF	DEF	TOT							
12	Barkhurst, Hailey	*	3	7	1	2	0	0	2	0	2	2	7	1	4	0	0	28:46
15	Powell, Paige	*	0	2	0	0	0	0	3	8	11	5	0	1	5	6	0	26:06
22	Barkhurst, Alyssa	*	5	12	0	3	2	6	2	0	2	3	12	2	4	0	2	32:00
25	Peterson, Noelle	*	4	8	0	0	2	3	1	2	3	0	10	0	2	0	0	28:43
31	Little, Cassidy	*	6	12	0	1	0	4	3	2	5	5	12	1	3	0	3	25:39
11	Powell, McKenzie		0	3	0	2	0	0	0	0	0	1	0	0	0	0	0	3:54
20	Pantle, Micaiah		0	1	0	1	0	0	1	0	1	3	0	0	0	0	0	9:35
35	Knotwell, Konnar		1	2	0	0	0	0	0	0	0	1	2	1	0	0	2	5:17
TEAM REBOUNDS									0	1	1				0			
Team Totals			19	47	1	9	4	13	12	13	25	20	43	6	18	6	7	160

Total FG% - 1st: 10/18 0.556 2nd: 9/29 0.310 Game: 0.404 Deadball  
 3-PT FG% - 1st: 0/1 0.000 2nd: 1/8 0.125 Game: 0.111 Rebounds  
 Total FT% - 1st: 3/11 0.273 2nd: 1/2 0.500 Game: 0.308 (5,4)

**HOME: Kaycee ( )**

NO	PLAYER	P	TOT-FG		3-PT		FT	FTA	REBOUNDS			PF	TP	A	TO	BK	S	MIN
			FG	FGA	FG	FGA			OFF	DEF	TOT							
10	Bennett, Mary	*	1	4	0	2	0	2	0	1	1	0	2	1	2	0	1	21:20
20	Koch, Maranda	*	5	9	0	0	6	15	6	5	11	2	16	1	3	0	3	28:47
24	Tehau, Ashley	*	5	8	4	5	5	6	0	1	1	2	19	3	3	0	3	28:09
30	Foley, Laree	*	1	8	0	0	0	2	1	3	4	2	2	1	1	0	0	32:00
33	Winsor, Dakotah	*	2	8	2	5	3	4	0	0	0	1	9	0	1	0	2	30:34
14	Curuchet, Marta		0	0	0	0	0	0	0	0	0	0	0	0	3	0	0	4:44
32	Streeter, Brytnee		2	4	0	0	0	0	4	3	7	1	4	0	1	0	0	14:26
TEAM REBOUNDS									0	6	6				0			
Team Totals			16	41	6	12	14	29	11	19	30	8	52	6	14	0	9	160

Total FG% - 1st: 8/21 0.381 2nd: 8/20 0.400 Game: 0.390 Deadball  
 3-PT FG% - 1st: 3/6 0.500 2nd: 3/6 0.500 Game: 0.500 Rebounds  
 Total FT% - 1st: 3/4 0.750 2nd: 11/25 0.440 Game: 0.483 (11,0)

Technical Fouls: ENC (0)  
 : KAY (0)

OFFICIALS :  
 ATTENDANCE : 0

SCORE BY PERIODS	1st	2nd	3rd	4th	TOTAL
Encampment	14	9	12	8	43
Kaycee	10	12	12	18	52

Last FG: Encampment 4th- 0:32, Kaycee 4th- 1:39  
 Largest lead: Encampment by 11 3rd- 3:15, Kaycee by 9 4th- 0:09  
 Score tied: 2 times, Lead changed: 4 times

Date: 3/4/2016  
 Time: 9:00 am

Arena: Casper College  
 City, State: Casper, WY

**VISITOR: Encampment ( )**

NO	PLAYER	TOT-FG		3-PT		REBOUNDS											MIN	
		P	FG	FGA	FG	FGA	FT	FTA	OFF	DEF	TOT	PF	TP	A	TO	BK		S
12	Barkhurst, Hailey	*	0	2	0	0	1	3	2	1	3	1	1	0	1	0	1	25:29
15	Powell, Paige	*	0	2	0	0	1	3	0	9	9	1	1	1	5	5	0	30:07
22	Barkhurst, Alyssa	*	8	10	0	0	2	3	0	4	4	4	18	2	3	1	2	32:00
25	Peterson, Noelle	*	1	7	0	0	0	0	1	2	3	1	2	1	2	0	0	25:23
31	Little, Cassidy	*	5	8	0	0	2	3	3	7	10	3	12	1	4	0	0	32:00
11	Powell, McKenzie		0	0	0	0	0	0	0	0	0	0	0	0	0	0	0	0:20
20	Pantle, Micaiah		0	3	0	0	0	0	0	1	1	0	0	0	0	0	0	8:24
35	Knotwell, Konnar		1	1	0	0	0	0	1	0	1	1	2	0	1	0	0	6:17
TEAM REBOUNDS									0	4	4						0	
Team Totals			15	33	0	0	6	12	7	28	35	11	36	5	16	6	3	160

Total FG% - 1st: 8/17 0.471 2nd: 7/16 0.438 Game: 0.455 Deadball  
 3-PT FG% - 1st: 0/0 0.000 2nd: 0/0 0.000 Game: 0.000 Rebounds  
 Total FT% - 1st: 3/4 0.750 2nd: 3/8 0.375 Game: 0.500 (0,0)

**HOME: Lingle-Ft. Laramie ( )**

NO	PLAYER	TOT-FG		3-PT		REBOUNDS											MIN	
		P	FG	FGA	FG	FGA	FT	FTA	OFF	DEF	TOT	PF	TP	A	TO	BK		S
4	Wollert, Georgia	*	2	5	0	0	2	2	1	3	4	5	6	0	1	0	2	27:53
10	Greenwald, Makenna	*	7	18	0	0	0	0	8	3	11	1	14	1	3	0	0	29:44
23	Jefferson, Kaylynn	*	2	13	2	9	0	0	0	3	3	2	6	0	0	0	2	31:17
32	Cooper, Jade	*	0	10	0	7	0	0	0	6	6	4	0	2	2	0	3	25:21
44	Bebo, Jessica	*	2	5	0	0	1	4	3	1	4	4	5	1	1	0	0	30:21
11	Morel, Chloe		0	0	0	0	0	0	0	0	0	0	0	0	0	0	0	3:40
15	Riley, Amanda		0	1	0	0	0	0	0	0	0	1	0	0	0	0	0	11:29
42	Garvie, Mary		0	0	0	0	0	0	0	0	0	0	0	0	0	0	0	0:15
TEAM REBOUNDS									0	0	0						0	
Team Totals			13	52	2	16	3	6	12	16	28	17	31	4	7	0	7	160

Total FG% - 1st: 4/25 0.160 2nd: 9/27 0.333 Game: 0.250 Deadball  
 3-PT FG% - 1st: 0/9 0.000 2nd: 2/7 0.286 Game: 0.125 Rebounds  
 Total FT% - 1st: 0/0 0.000 2nd: 3/6 0.500 Game: 0.500 (2,1)

Technical Fouls: ENC (0)  
 : LFL (0)

OFFICIALS :  
 ATTENDANCE : 0

SCORE BY PERIODS	1st	2nd	3rd	4th	TOTAL
Encampment	8	11	7	10	36
Lingle-Ft. Laramie	4	4	11	12	31

Last FG: Encampment 4th- 0:36, Lingle-Ft. Laramie 4th- 1:07  
 Largest lead: Encampment by 15 3rd- 3:54, Lingle-Ft. Laramie NONE  
 Score tied: 2 times, Lead changed: 0 times

# WHSAA Basketball - Game Box Score

## Evanston High School Red Devils vs. Cheyenne Central High School Indians

**Date: 3/11/2016 Time: 9am Site: Casper Events Center Attendance: Unknown**

### Visitors: Cheyenne Central High School Indians

##	Name	P	FG	3 Pt	FT	PTS	ORB	DRB	TR	PF	AST	TO	BS	ST	MIN
3	* Sammy Geyer		0/2	0/0	2/4	2	2	1	3	2	0	0	0	1	18:27
10	Jada Ybarra		2/5	1/2	2/3	7	0	0	0	2	0	0	0	0	15:42
11	* Allee Williamson		1/6	0/0	2/2	4	1	1	2	0	0	0	0	1	20:10
13	Kylee Johnston		0/0	0/0	0/0	0	0	0	0	0	0	0	0	0	DNP
15	* Claire Swanson		0/10	0/6	2/2	2	0	3	3	1	0	1	0	1	32:00
21	* Abby Fearneyhough		0/9	0/2	2/4	2	2	4	6	0	1	3	1	0	26:18
25	Rylee Whalen		0/0	0/0	0/0	0	0	0	0	0	0	0	0	0	DNP
33	* Sarah Krysl		0/0	0/0	2/2	2	3	0	3	3	0	4	1	1	29:16
35	Briana Roybal		0/0	0/0	0/0	0	0	0	0	0	0	0	0	0	DNP
41	Maeci Jackson		0/0	0/0	0/0	0	0	0	0	0	0	0	0	0	DNP
42	Michaela Shulte		0/0	0/0	0/0	0	0	0	0	0	0	0	0	0	DNP
43	Amanda Troastle		3/7	3/6	0/0	9	0	4	4	1	1	2	2	0	18:07
	Team						0	6	6						
	<b>Totals</b>		<b>6/39</b>	<b>4/16</b>	<b>12/17</b>	<b>28</b>	<b>8</b>	<b>19</b>	<b>27</b>	<b>9</b>	<b>2</b>	<b>10</b>	<b>4</b>	<b>4</b>	<b>160</b>

<b>Total FG</b>	1st Half	3/23	13.0%	2nd Half	3/16	18.8%	Game	6/39	15.4%
<b>3 PT FG</b>	1st Half	2/9	22.2%	2nd Half	2/7	28.6%	Game	4/16	25.0%
<b>Free Throws</b>	1st Half	3/4	75.0%	2nd Half	9/13	69.2%	Game	12/17	70.6%

### Home: Evanston High School Red Devils

##	Name	P	FG	3 Pt	FT	PTS	ORB	DRB	TR	PF	AST	TO	BS	ST	MIN
2	* Clarissa Barton		0/1	0/0	0/0	0	0	1	1	0	0	1	1	0	8:08
4	* Brinae Sanders		3/8	0/2	2/3	8	0	2	2	1	0	2	0	0	28:39
5	Drew Groll		0/0	0/0	0/0	0	1	0	1	0	0	0	0	1	6:55
10	* Emily Davis		0/3	0/0	1/2	1	1	1	2	2	1	1	0	0	31:16
12	Taylor Groll		0/4	0/0	0/0	0	0	8	8	3	0	7	0	1	23:52
13	* Emery Wagstaff		2/9	1/4	1/2	6	1	10	11	3	0	4	1	1	26:05
15	Emma Piper		0/0	0/0	0/0	0	0	0	0	0	0	0	0	0	DNP
20	* Vanessa Ramirez		0/1	0/0	0/0	0	0	2	2	1	0	1	0	0	8:08
21	KayLa Synan		0/0	0/0	0/0	0	0	0	0	0	0	0	0	0	DNP
23	Hailey Barker		1/4	0/2	2/2	4	0	0	0	4	0	1	0	1	17:04
25	KaySee Synan		0/0	0/0	0/0	0	0	0	0	0	0	0	0	0	DNP
43	Megan Fisher		1/1	0/0	0/0	2	0	0	0	2	0	2	0	0	9:53
	Team						3	3	6			1			
	<b>Totals</b>		<b>7/31</b>	<b>1/8</b>	<b>6/9</b>	<b>21</b>	<b>6</b>	<b>27</b>	<b>33</b>	<b>16</b>	<b>1</b>	<b>20</b>	<b>2</b>	<b>4</b>	<b>160</b>

<b>Total FG</b>	1st Half	5/22	22.7%	2nd Half	2/9	22.2%	Game	7/31	22.6%
<b>3 PT FG</b>	1st Half	0/3	0.00%	2nd Half	1/5	20.0%	Game	1/8	12.5%
<b>Free Throws</b>	1st Half	5/7	71.4%	2nd Half	1/2	50.0%	Game	6/9	66.7%

	<b>Che</b>	<b>Eva</b>		<b>Che</b>	<b>Eva</b>		<b>Che</b>	<b>Eva</b>
Free Throw Pts	12	6	3Pt Points	12	3	Pts/Possession	0.57	0.43
Pts off Turnovers	11	4	2nd Chance Points	4	0	Pts off Bench	16	6
Total Rebounds	27	33	Team Rebounds	6	6	Dead Ball Reb	3	2
Off Rebound %	22.9	24.0	Def Rebound %	76.0	77.1	Total Rebound %	45.0	55.0
3Pt Efficiency	+19.2	-4.9	Def. Stops	39	37	Pts/Shot	0.60	0.60
Technical Fouls	<b>Che</b>	None						
	<b>Eva</b>	None						
Officials	Unknown							

	Qtr 1	Qtr 2	Qtr 3	Qtr 4	OT 1	OT 2	OT 3	OT 4	Total
<b>Cheyenne Central High School Indians</b>	6	5	8	9	0	0	0	0	<b>28</b>
<b>Evanston High School Red Devils</b>	5	10	5	1	0	0	0	0	<b>21</b>

**Largest Lead** Eva 15 Che 8 (7 pts) **Lead Changes** 4 **Number of Ties** 3  
**Comments:** None

# WHSAA Basketball - Game Box Score

## Evanston High School Red Devils vs. Laramie High School Plainsmen

**Date: 3/11/2016 Time: 1:30pm Site: Casper Events Center Attendance: Unknown**

### Visitors: Laramie High School Plainsmen

##	Name	P	FG	3 Pt	FT	PTS	ORB	DRB	TR	PF	AST	TO	BS	ST	MIN
0	Matt Moran		3/4	0/1	0/0	6	0	2	2	1	0	1	0	2	21:43
2	* Jake Aadland		9/18	4/9	4/6	26	2	8	10	2	3	4	0	4	30:29
3	* Andrew Garcia		3/6	2/4	1/2	9	1	1	2	3	1	4	0	2	29:13
5	* Reid Baty		5/8	0/0	1/3	11	5	5	10	2	0	0	1	0	27:01
10	* Taylor Dodd		0/2	0/1	0/0	0	0	0	0	2	0	0	0	0	11:46
15	* Nate Burman		6/12	0/1	4/6	16	1	2	3	1	1	3	0	0	31:04
20	Chad Browning		0/0	0/0	0/0	0	0	0	0	0	0	0	0	0	0:33
22	Brooks Tyser		0/0	0/0	2/2	2	0	0	0	0	0	0	0	0	0:33
31	Ty Hoflund		0/0	0/0	0/0	0	0	0	0	0	0	1	0	0	5:59
32	Isaiah Martinez		0/0	0/0	0/0	0	0	0	0	0	0	0	0	0	0:33
44	Frank Crum		0/0	0/0	0/0	0	0	0	0	0	0	0	0	0	0:33
45	Donovan Downey		0/0	0/0	0/0	0	0	1	1	1	0	0	0	0	0:33
	Team						1	5	6						
	<b>Totals</b>		<b>26/50</b>	<b>6/16</b>	<b>12/19</b>	<b>70</b>	<b>10</b>	<b>24</b>	<b>34</b>	<b>12</b>	<b>5</b>	<b>13</b>	<b>1</b>	<b>8</b>	<b>160</b>

<b>Total FG</b>	1st Half	12/29	41.4%	2nd Half	14/21	66.7%	Game	26/50	52.0%
<b>3 PT FG</b>	1st Half	3/8	37.5%	2nd Half	3/8	37.5%	Game	6/16	37.5%
<b>Free Throws</b>	1st Half	1/4	25.0%	2nd Half	11/15	73.3%	Game	12/19	63.2%

### Home: Evanston High School Red Devils

##	Name	P	FG	3 Pt	FT	PTS	ORB	DRB	TR	PF	AST	TO	BS	ST	MIN
10	Nathan Welling		0/0	0/0	0/0	0	0	0	0	0	0	0	0	0	DNP
11	Hunter Hicks		2/4	1/2	0/0	5	0	0	0	0	2	0	0	0	17:31
14	* Alex Richins		0/2	0/2	2/2	2	3	3	6	2	2	3	0	2	25:56
20	Seth Davis		0/0	0/0	0/0	0	0	0	0	0	0	0	0	0	0:33
21	* Spencer Burleigh		2/8	0/3	0/0	4	0	4	4	3	0	2	0	0	27:12
23	* Dylan Mathson		2/7	0/3	0/2	4	1	1	2	2	1	1	0	2	16:39
30	* Brock Ehlers		9/18	1/7	5/7	24	2	2	4	5	1	4	0	2	30:09
31	Jesse Barker		1/3	0/1	0/0	2	1	1	2	5	0	3	0	0	14:30
32	Weston Cox		0/1	0/1	0/0	0	0	0	0	0	0	0	0	0	0:33
33	Hayden Crofts		0/0	0/0	0/0	0	0	0	0	0	0	0	0	0	0:33
41	* Josh Rutter		3/8	0/0	3/4	9	2	3	5	1	0	2	1	1	18:40
45	Chandler Anderson		1/1	0/0	0/0	2	0	3	3	2	0	1	0	0	7:19
	Team						1	2	3						
	<b>Totals</b>		<b>20/52</b>	<b>2/19</b>	<b>10/15</b>	<b>52</b>	<b>10</b>	<b>19</b>	<b>29</b>	<b>20</b>	<b>6</b>	<b>16</b>	<b>1</b>	<b>7</b>	<b>159:35</b>

<b>Total FG</b>	1st Half	8/25	32.0%	2nd Half	12/27	44.4%	Game	20/52	38.5%
<b>3 PT FG</b>	1st Half	0/6	0.00%	2nd Half	2/13	15.4%	Game	2/19	10.5%
<b>Free Throws</b>	1st Half	3/6	50.0%	2nd Half	7/9	77.8%	Game	10/15	66.7%

	Lar	Eva		Lar	Eva		Lar	Eva
Free Throw Pts	12	10	3Pt Points	18	6	Pts/Possession	1.13	0.80
Pts off Turnovers	24	16	2nd Chance Points	11	10	Pts off Bench	8	9
Total Rebounds	34	29	Team Rebounds	6	3	Dead Ball Reb	2	3
Off Rebound %	34.5	29.4	Def Rebound %	70.6	65.5	Total Rebound %	54.0	46.0
3Pt Efficiency	-1.7	-25.8	Def. Stops	40	32	Pts/Shot	1.19	0.88
Technical Fouls	<b>Lar</b>	None						
	<b>Eva</b>	None						
Officials	Unknown							

	Qtr 1	Qtr 2	Qtr 3	Qtr 4	OT 1	OT 2	OT 3	OT 4	Total
<b>Laramie High School Plainsmen</b>	12	16	17	25	0	0	0	0	<b>70</b>
<b>Evanston High School Red Devils</b>	11	8	15	18	0	0	0	0	<b>52</b>

**Largest Lead** Eva 52 Lar 70 (18 pts) **Lead Changes** 3 **Number of Ties** 0  
**Comments:** None

Date: 3/5/2016  
 Time: 1:30 pm

Arena: Casper College  
 City, State: Casper, WY

**VISITOR: Greybull ( )**

NO	PLAYER	TOT-FG		3-PT		REBOUNDS											MIN	
		P	FG	FGA	FG	FGA	FT	FTA	OFF	DEF	TOT	PF	TP	A	TO	BK		S
1	Fox, Dustin	*	2	9	1	5	2	2	1	1	2	1	7	1	1	0	4	30:13
14	Jackson, Jordan	*	4	11	0	2	1	2	1	6	7	3	9	0	2	3	1	25:12
30	Zeller, Zack	*	1	3	0	2	0	1	1	2	3	1	2	0	3	0	2	31:05
33	Forcella, Dawson	*	1	5	0	2	4	6	2	2	4	2	6	0	0	0	1	28:19
44	Tracy, Treston	*	5	12	2	3	5	6	2	7	9	1	17	0	1	0	0	30:13
5	Keisel, Gabe		0	0	0	0	2	2	0	0	0	1	2	0	0	0	0	0:55
11	Sylvester, Dante		0	1	0	1	0	0	0	0	0	1	0	0	0	0	1	1:47
13	Stoffers, Clancy		0	1	0	1	0	0	0	0	0	1	0	0	2	0	3	3:22
22	Howe, Hayden		0	0	0	0	0	0	0	0	0	0	0	0	0	0	0	0:55
24	Dooley, Cade		1	3	0	0	0	0	1	0	1	2	2	0	0	0	0	7:40
42	Vicencio, Erick		0	0	0	0	0	0	0	0	0	0	0	0	0	0	0	0:19
TEAM REBOUNDS									0	2	2							
Team Totals			14	45	3	16	14	19	8	20	28	13	45	1	9	3	12	160

Total FG% - 1st: 7/22 0.318 2nd: 7/23 0.304 Game: 0.311 Deadball  
 3-PT FG% - 1st: 2/10 0.200 2nd: 1/6 0.167 Game: 0.188 Rebounds  
 Total FT% - 1st: 4/4 1.000 2nd: 10/15 0.667 Game: 0.737 (5,2)

**HOME: Big Horn ( )**

NO	PLAYER	TOT-FG		3-PT		REBOUNDS											MIN	
		P	FG	FGA	FG	FGA	FT	FTA	OFF	DEF	TOT	PF	TP	A	TO	BK		S
2	Lube, Max	*	1	7	0	4	0	0	1	3	4	2	2	1	4	0	1	27:48
3	Bates, Colton	*	2	8	2	6	2	2	2	5	7	0	8	0	2	0	1	28:33
20	Williams, Colton	*	1	6	0	2	2	4	1	0	1	1	4	2	1	0	1	21:06
24	McCafferty, Nolan	*	3	6	1	2	1	2	2	2	4	4	8	2	3	0	0	27:08
33	Williams, Wheaten	*	3	8	1	5	0	0	1	4	5	5	7	1	4	1	2	24:25
1	Eisele, Kade		2	4	1	2	3	5	0	1	1	5	8	0	1	0	0	12:18
11	Warder, Tanner		0	3	0	1	0	0	1	0	1	2	0	0	1	0	1	9:06
35	Quinn, Andy		0	0	0	0	0	0	0	1	1	1	0	0	0	0	0	9:15
40	Ratty, Andrew		0	0	0	0	0	0	0	0	0	0	0	0	0	0	0	0:21
TEAM REBOUNDS									0	4	4							
Team Totals			12	42	5	22	8	13	8	20	28	20	37	6	16	1	6	160

Total FG% - 1st: 6/16 0.375 2nd: 6/26 0.231 Game: 0.286 Deadball  
 3-PT FG% - 1st: 1/6 0.167 2nd: 4/16 0.250 Game: 0.227 Rebounds  
 Total FT% - 1st: 5/9 0.556 2nd: 3/4 0.750 Game: 0.615 (3,2)

Technical Fouls: GRE (0)  
 : BGH (0)

OFFICIALS :  
 ATTENDANCE : 0

SCORE BY PERIODS	1st	2nd	3rd	4th	TOTAL
Greybull	11	9	9	16	45
Big Horn	6	12	8	11	37

Last FG: Greybull 4th- 1:59, Big Horn 4th- 0:32  
 Largest lead: Greybull by 11 4th- 1:29, Big Horn NONE  
 Score tied: 1 times, Lead changed: 0 times



Date: 3/4/2016  
 Time: 9:00 am

Arena: Casper Events Center  
 City, State: Casper, WY

**VISITOR: Greybull ( )**

NO	PLAYER	P	TOT-FG		3-PT		FT		REBOUNDS		PF	TP	A	TO	BK	S	MIN	
			FG	FGA	FG	FGA	FT	FTA	OFF	DEF								TOT
3	Kober, Savannah	*	1	2	0	0	0	2	1	0	1	1	2	0	4	0	1	11:09
5	Carlson, Julianne	*	2	5	0	2	1	3	1	4	5	5	0	6	0	4	25:32	
20	Edeler, Madison	*	5	13	0	0	0	3	5	6	11	4	10	1	3	0	1	29:49
23	Villegas, Florina	*	0	4	0	0	1	2	0	3	3	1	1	0	4	0	0	19:20
24	Sorensen, Ky	*	3	8	0	1	5	6	1	3	4	5	11	1	3	0	1	20:05
2	Kraft, Madi		1	1	0	0	0	0	1	0	1	0	2	1	1	0	0	8:59
10	Eckman, Sydney		0	0	0	0	0	2	0	0	0	0	0	0	0	0	1	4:35
11	Wright, Kendall		0	3	0	0	1	2	0	0	0	5	1	0	2	0	0	15:23
15	Mercer, Emma		0	0	0	0	0	0	0	0	0	0	0	0	0	0	0	0:12
21	Edeler, Tatem		1	5	0	0	2	4	0	4	4	1	4	1	6	1	3	24:20
35	Welsh, Mara		0	0	0	0	0	0	0	0	0	0	0	0	0	0	0	0:36
TEAM REBOUNDS									0	0	0			1				
Team Totals			13	41	0	3	10	24	9	20	29	22	36	4	30	1	11	160

Total FG% - 1st: 7/17 0.412 2nd: 6/24 0.250 Game: 0.317 Deadball  
 3-PT FG% - 1st: 0/1 0.000 2nd: 0/2 0.000 Game: 0.000 Rebounds  
 Total FT% - 1st: 7/15 0.467 2nd: 3/9 0.333 Game: 0.417 (6,1)

**HOME: Burns ( )**

NO	PLAYER	P	TOT-FG		3-PT		FT		REBOUNDS		PF	TP	A	TO	BK	S	MIN	
			FG	FGA	FG	FGA	FT	FTA	OFF	DEF								TOT
00	Malm, Jessica	*	3	10	0	5	9	12	0	3	3	4	15	6	8	0	2	26:41
15	Sharp, Jace	*	0	0	0	0	0	0	0	2	2	4	0	3	0	2	18:10	
21	Wilson, Brittani	*	4	8	0	0	1	2	1	9	10	4	9	1	5	0	1	29:25
25	Beck, Reata	*	3	4	0	0	0	4	0	3	3	5	6	0	2	0	0	19:15
31	Norris, Katie	*	0	3	0	0	3	4	1	2	3	0	3	0	3	0	3	19:50
1	Faircloth, Kelsey		1	5	0	2	1	3	1	3	4	2	3	1	3	0	0	19:09
3	Murphy, Meghan		0	0	0	0	0	0	0	0	0	0	0	0	1	0	0	1:24
5	O'Neal, Malli		3	4	2	3	1	2	1	1	2	2	9	1	3	0	1	21:08
11	Liley, Korbin		0	0	0	0	0	0	0	0	0	0	0	0	0	0	0	0:06
13	Martin, Willow		0	0	0	0	0	0	0	0	0	0	0	0	0	0	0	0:06
23	Mirich, Madisyn		0	0	0	0	0	0	0	0	0	1	0	0	0	0	0	0:58
35	Griess, Morgan		0	0	0	0	0	0	0	0	0	0	0	0	0	0	0	3:48
TEAM REBOUNDS									0	0	0			1				
Team Totals			14	34	2	10	15	27	4	23	27	22	45	9	29	0	9	160

Total FG% - 1st: 6/17 0.353 2nd: 8/17 0.471 Game: 0.412 Deadball  
 3-PT FG% - 1st: 1/5 0.200 2nd: 1/5 0.200 Game: 0.200 Rebounds  
 Total FT% - 1st: 4/6 0.667 2nd: 11/21 0.524 Game: 0.556 (5,4)

Technical Fouls: GRE (0)  
 : BRN (0)

OFFICIALS :  
 ATTENDANCE : 88239

SCORE BY PERIODS	1st	2nd	3rd	4th	TOTAL
Greybull	10	11	8	7	36
Burns	6	11	11	17	45

Last FG: Greybull 4th- 2:15, Burns 4th- 0:55  
 Largest lead: Greybull by 10 3rd- 4:57, Burns by 8 4th- 0:12  
 Score tied: 3 times, Lead changed: 4 times

PLEASE NOTE THAT DUE TO  
TECHNICAL PROBLEMS, WE ARE  
ONLY ABLE TO PROVIDE POINTS  
AND FREE THROWS FOR THIS  
GAME.

Date: 3/3/2016  
Time: 10:30 am

Arena: Casper College  
City, State: Casper, WY

**VISITOR: Greybull ( )**

NO	PLAYER	TOT-FG		3-PT		FT		FTA		REBOUNDS					MIN			
		P	FG	FGA	FG	FGA	FT	FTA	OFF	DEF	TOT	PF	TP	A		TO	BK	S
3	Kober, Savannah	0	0	0	0	0	2	0	0	0	0	0	0	0	0	0	0	0:00
5	Carlson, Julianne	1	1	0	0	0	0	0	0	0	0	2	0	0	0	0	0:00	
11	Wright, Kendall	2	2	0	0	2	4	0	0	0	0	6	0	0	0	0	0:00	
20	Edeler, Madison	3	3	0	0	0	2	0	0	0	0	6	0	0	0	0	0:00	
21	Edeler, Tatem	2	2	0	0	1	3	0	0	0	0	5	0	0	0	0	0:00	
23	Villegas, Florina	2	2	0	0	2	2	0	0	0	0	6	0	0	0	0	0:00	
24	Sorensen, Ky	1	1	0	0	0	0	0	0	0	0	2	0	0	0	0	0:00	
<b>TEAM REBOUNDS</b>										0	5	5			0			
<b>Team Totals</b>		11	11	0	0	5	13	0	5	5	0	27	0	0	0	0	0	

Total FG% - 1st: 6/6 1.000 2nd: 5/5 1.000 Game: 1.000 Deadball  
3-PT FG% - 1st: 0/0 0.000 2nd: 0/0 0.000 Game: 0.000 Rebounds  
Total FT% - 1st: 1/4 0.250 2nd: 4/9 0.444 Game: 0.385 (3,0)

**HOME: Southeast ( )**

NO	PLAYER	TOT-FG		3-PT		FT		FTA		REBOUNDS					MIN		
		P	FG	FGA	FG	FGA	FT	FTA	OFF	DEF	TOT	PF	TP	A		TO	BK
2	Hort, Breann	1	1	0	0	0	0	0	0	0	0	2	0	0	0	0	0:00
4	Anderson, Hailey	1	1	0	0	2	4	0	0	0	0	4	0	0	0	0	0:00
22	Chapman, Noelle	0	0	0	0	0	1	0	0	0	0	0	0	0	0	0	0:00
24	Harves, Karissa	1	1	0	0	0	0	0	0	0	0	2	0	0	0	0	0:00
34	Buchanan, Emily	5	5	1	1	5	6	0	0	0	0	16	0	0	0	0	0:00
40	Schmitt, Ellie	1	1	0	0	0	0	0	0	0	0	2	0	0	0	0	0:00
42	McManamen, Dani	3	3	0	0	7	10	0	0	0	0	13	0	0	0	0	0:00
<b>TEAM REBOUNDS</b>										0	5	5			0		
<b>Team Totals</b>		12	12	1	1	14	21	0	5	5	0	39	0	0	0	0	0

Total FG% - 1st: 10/10 1.000 2nd: 2/2 1.000 Game: 1.000 Deadball  
3-PT FG% - 1st: 1/1 1.000 2nd: 0/0 0.000 Game: 1.000 Rebounds  
Total FT% - 1st: 1/1 1.000 2nd: 13/20 0.650 Game: 0.667 (1,0)

Technical Fouls: GRE (0)  
: SOU (0)

OFFICIALS :  
ATTENDANCE : 0

SCORE BY PERIODS	1st	2nd	3rd	4th	TOTAL
Greybull	2	11	5	9	27
Southeast	10	12	10	7	39

Last FG: Greybull 4th- 7:55, Southeast 3rd- 7:22  
Largest lead: Greybull by 3 2nd- 7:58, Southeast by 14 3rd- 7:08  
Score tied: 2 times, Lead changed: 3 times

[DakStats](#) by [Daktronics Inc.](#) Brookings, SD

Date: 3/3/2016  
 Time: 1:30 pm

Arena: Casper Events Center  
 City, State: Casper, WY

**VISITOR: H.E.M. ( )**

NO	PLAYER	P	TOT-FG		3-PT		FT	FTA	REBOUNDS							MIN		
			FG	FGA	FG	FGA			OFF	DEF	TOT	PF	TP	A	TO		BK	S
3	Phillips, Wyatt	*	2	20	1	8	1	4	2	8	10	0	6	0	3	0	3	28:55
4	Neimark, Jarrett	*	5	10	0	0	1	3	1	4	5	3	11	0	3	0	3	26:05
5	Sutter, Jake	*	1	7	1	3	0	0	0	1	1	1	3	1	4	1	1	25:06
12	Scott, Brandon	*	0	3	0	2	3	4	2	2	4	4	3	0	8	0	1	29:17
21	Scott, Aaron	*	0	2	0	0	4	8	1	1	2	4	4	0	2	0	1	20:56
2	Matthews, Jiel		0	1	0	0	0	2	2	0	2	0	0	0	0	0	0	7:34
10	Finn, Andrew		0	1	0	1	0	0	0	0	0	0	0	0	0	0	0	2:33
11	Nowak, Jason		1	4	0	0	0	0	2	3	5	1	2	0	0	0	1	17:34
13	Grangruth, Jacob		0	0	0	0	0	0	0	0	0	0	0	0	0	0	0	1:00
15	Goodro, Tylor		0	0	0	0	0	0	0	0	0	0	0	0	0	0	0	1:00
TEAM REBOUNDS									0	2	2							
Team Totals			9	48	2	14	9	21	10	21	31	13	29	1	20	1	10	160

Total FG% - 1st: 5/27 0.185 2nd: 4/21 0.190 Game: 0.188 Deadball  
 3-PT FG% - 1st: 2/7 0.286 2nd: 0/7 0.000 Game: 0.143 Rebounds  
 Total FT% - 1st: 2/6 0.333 2nd: 7/15 0.467 Game: 0.429 (6,0)

**HOME: Burlington ( )**

NO	PLAYER	P	TOT-FG		3-PT		FT	FTA	REBOUNDS							MIN		
			FG	FGA	FG	FGA			OFF	DEF	TOT	PF	TP	A	TO		BK	S
1	Carrizales, Nathan	*	2	8	0	2	0	0	1	2	3	2	4	3	1	0	3	21:38
2	Stanworth, Isaac	*	0	5	0	1	0	0	1	6	7	4	0	0	1	0	1	19:59
22	Peterson, Jared	*	5	11	0	5	2	4	0	0	3	12	0	4	0	1	25:30	
23	Rasmussen, Matthew	*	6	12	0	0	2	2	5	5	10	5	14	0	3	2	0	21:20
32	Christiansen, Dallin	*	1	3	0	0	0	0	3	2	5	2	2	0	5	0	2	21:03
4	Davidson, Dallin		1	3	0	0	1	2	0	9	9	0	3	0	1	4	0	21:29
5	Wiles, Tallon		0	1	0	0	0	0	0	1	1	0	0	0	0	0	0	2:52
12	Garza, Dontae		1	1	0	0	0	0	1	2	3	1	2	0	1	0	0	3:29
33	Broederlow, Kyle		0	0	0	0	0	0	0	0	0	0	0	0	0	0	0	2:42
41	Wardell, Torey		4	9	1	3	3	4	1	1	2	3	12	0	1	0	0	17:17
44	Davidson, Derec		1	1	1	1	0	0	1	0	1	0	3	0	0	0	0	1:00
55	Nicholson, Austin		0	0	0	0	0	0	0	0	0	0	0	0	0	0	0	1:41
TEAM REBOUNDS									0	7	7							
Team Totals			21	54	2	12	8	12	13	35	48	20	52	3	17	6	7	160

Total FG% - 1st: 11/30 0.367 2nd: 10/24 0.417 Game: 0.389 Deadball  
 3-PT FG% - 1st: 0/6 0.000 2nd: 2/6 0.333 Game: 0.167 Rebounds  
 Total FT% - 1st: 0/2 0.000 2nd: 8/10 0.800 Game: 0.667 (2,0)

Technical Fouls: HEM (0)  
 : BUR (0)

OFFICIALS :  
 ATTENDANCE : 0

SCORE BY PERIODS	1st	2nd	3rd	4th	TOTAL
H.E.M.	6	8	7	8	29
Burlington	14	8	13	17	52

Last FG: H.E.M. 4th- 1:56, Burlington 4th- 0:13  
 Largest lead: H.E.M. NONE, Burlington by 23 4th- 0:13  
 Score tied: 0 times, Lead changed: 0 times

Date: 3/4/2016  
12:00 pm

Arena: Casper College  
City, State: Casper, WY

**VISITOR: H.E.M. ( )**

NO	PLAYER	TOT-FG		3-PT		REBOUNDS							MIN					
		P	FG	FGA	FG	FGA	FT	FTA	OFF	DEF	TOT	PF		TP	A	TO	BK	S
3	Phillips, Wyatt	*	5	13	4	10	2	2	0	1	1	2	16	0	4	0	3	35:07
4	Neimark, Jarrett	*	7	10	0	0	4	6	0	3	3	2	18	1	3	0	1	31:30
5	Sutter, Jake	*	4	7	2	4	0	0	1	4	5	5	10	0	0	3	0	25:24
12	Scott, Brandon	*	2	6	0	3	0	2	1	3	4	5	4	1	2	0	4	28:03
21	Scott, Aaron	*	2	7	0	3	4	7	0	3	3	3	8	1	2	0	1	34:14
2	Matthews, Jiel		0	5	0	1	0	0	1	2	3	1	0	0	1	0	0	10:25
11	Nowak, Jason		1	2	0	0	0	0	0	2	2	4	2	1	0	0	0	15:17
TEAM REBOUNDS									0	4	4				0			
Team Totals			21	50	6	21	10	17	3	22	25	22	58	4	12	3	9	180

Total FG% - 1st: 12/25 0.480 2nd and OTs: 9/25 0.360 Game: 0.420 Deadball  
 3-PT FG% - 1st: 4/12 0.333 2nd and OTs: 2/9 0.222 Game: 0.286 Rebounds  
 Total FT% - 1st: 3/5 0.600 2nd and OTs: 7/12 0.583 Game: 0.588 (3,1)

**HOME: Encampment ( )**

NO	PLAYER	TOT-FG		3-PT		REBOUNDS							MIN					
		P	FG	FGA	FG	FGA	FT	FTA	OFF	DEF	TOT	PF		TP	A	TO	BK	S
5	Erickson, Guy	*	3	10	1	4	4	5	3	1	4	2	11	1	3	0	2	35:21
13	Hammer, Hunter	*	0	4	0	2	0	0	0	0	0	5	0	0	2	0	1	17:33
22	Bartlett, Gage	*	2	10	0	6	1	2	1	9	10	1	5	2	5	0	2	36:00
24	Stewart, Jared	*	3	6	0	0	4	4	2	3	5	5	10	0	0	0	1	26:50
25	Johnson, Keegan	*	9	18	0	0	4	8	3	7	10	2	22	1	2	1	0	33:51
4	Stewart, Sean		0	0	0	0	0	0	1	0	1	0	0	0	0	0	0	2:50
32	Wagy, Michael		0	0	0	0	1	2	0	0	0	0	1	0	0	0	0	2:28
44	Cox, Wyatt		3	7	0	1	4	6	4	5	9	2	10	1	2	1	0	25:07
TEAM REBOUNDS									0	2	2				0			
Team Totals			20	55	1	13	18	27	14	27	41	17	59	5	14	2	6	180

Total FG% - 1st: 8/26 0.308 2nd and OTs: 12/29 0.414 Game: 0.364 Deadball  
 3-PT FG% - 1st: 1/7 0.143 2nd and OTs: 0/6 0.000 Game: 0.077 Rebounds  
 Total FT% - 1st: 6/9 0.667 2nd and OTs: 12/18 0.667 Game: 0.667 (5,1)

Technical Fouls: HEM (0)  
: ENC (0)

OFFICIALS :  
ATTENDANCE : 0

SCORE BY PERIODS	1st	2nd	3rd	4th	OT1	TOTAL
H.E.M.	12	19	5	18	4	58
Encampment	17	6	17	14	5	59

Last FG: H.E.M. OT1- 2:49, Encampment OT1- 0:35  
 Largest lead: H.E.M. by 8 2nd- 0:30, Encampment by 8 4th- 4:57  
 Score tied: 6 times, Lead changed: 4 times

Date: 3/4/2016  
 Time: 4:30 pm

Arena: Casper College  
 City, State: Casper, WY

**VISITOR: Kaycee ( )**

NO	PLAYER	TOT-FG			3-PT			REBOUNDS							S	MIN		
		P	FG	FGA	FG	FGA	FT	FTA	OFF	DEF	TOT	PF	TP	A			TO	BK
10	Bennett, Mary	*	1	3	0	1	1	3	0	1	1	3	3	1	1	0	0	24:32
20	Koch, Maranda	*	4	7	0	0	5	8	6	5	11	4	13	2	4	1	0	25:38
24	Tehau, Ashley	*	5	15	1	7	1	4	0	0	0	5	12	1	3	0	3	22:55
30	Foley, Laree	*	4	9	0	1	7	9	4	6	10	1	15	1	6	1	2	30:43
33	Winsor, Dakotah	*	1	3	1	2	4	8	0	4	4	4	7	0	3	0	0	25:31
14	Curuchet, Marta		0	0	0	0	0	2	0	1	1	0	0	0	1	0	1	17:11
32	Streeter, Brytnee		0	4	0	0	0	1	4	1	5	3	0	0	2	0	0	13:30
TEAM REBOUNDS									0	3	3				0			
Team Totals			15	41	2	11	18	35	14	21	35	20	50	5	20	2	6	160

Total FG% - 1st: 7/24 0.292 2nd: 8/17 0.471 Game: 0.366 Deadball  
 3-PT FG% - 1st: 0/4 0.000 2nd: 2/7 0.286 Game: 0.182 Rebounds  
 Total FT% - 1st: 4/10 0.400 2nd: 14/25 0.560 Game: 0.514 (5,0)

**HOME: Cokeville ( )**

NO	PLAYER	TOT-FG			3-PT			REBOUNDS							S	MIN		
		P	FG	FGA	FG	FGA	FT	FTA	OFF	DEF	TOT	PF	TP	A			TO	BK
2	McKinnon, Syhanna	*	2	9	0	3	1	2	2	3	5	4	5	0	6	1	1	24:40
3	Cook, Kayla	*	2	5	0	2	3	4	1	3	4	2	7	0	1	0	0	14:56
10	Dayton, Elizabeth	*	4	10	0	0	2	2	4	4	8	4	10	0	1	0	2	22:23
12	Harmon, Cassidy	*	1	2	0	0	3	4	0	4	4	5	5	0	4	1	0	12:38
14	Fiscus, Kate	*	1	6	0	0	3	9	1	3	4	2	5	3	4	0	2	28:05
5	Teichert, Janetta		5	11	0	5	0	0	1	2	3	5	10	0	2	1	3	22:04
25	Brown, Lexia		1	1	0	0	0	0	1	1	2	3	2	0	0	0	0	12:37
34	Teichert, Janae		0	0	0	0	0	0	0	0	0	0	0	0	0	0	0	7:30
42	King, Kassidy		0	3	0	0	2	2	4	2	6	4	2	0	2	0	0	15:07
TEAM REBOUNDS									0	1	1				0			
Team Totals			16	47	0	10	14	23	14	23	37	29	46	3	20	3	8	160

Total FG% - 1st: 6/20 0.300 2nd: 10/27 0.370 Game: 0.340 Deadball  
 3-PT FG% - 1st: 0/5 0.000 2nd: 0/5 0.000 Game: 0.000 Rebounds  
 Total FT% - 1st: 3/5 0.600 2nd: 11/18 0.611 Game: 0.609 (5,1)

Technical Fouls: KAY (0)  
 : COK (0)

OFFICIALS :  
 ATTENDANCE : 0

SCORE BY PERIODS	1st	2nd	3rd	4th	TOTAL
Kaycee	10	8	14	18	50
Cokeville	8	7	22	9	46

Last FG: Kaycee 4th- 2:34, Cokeville 4th- 1:04  
 Largest lead: Kaycee by 6 4th- 1:15, Cokeville by 8 3rd- 2:18  
 Score tied: 9 times, Lead changed: 8 times

Date: 3/5/2016  
 Time: 9:00 am

Arena: Casper Events Center  
 City, State: Casper, WY

**VISITOR: Kemmerer ( )**

NO	PLAYER	P	TOT-FG		3-PT		FT		FTA		REBOUNDS					MIN		
			FG	FGA	FG	FGA	FT	FTA	OFF	DEF	TOT	PF	TP	A	TO		BK	S
1	McClaren, Morgan	*	5	7	1	2	3	3	0	7	7	5	14	0	2	1	2	18:31
2	Krall, Makayla	*	1	5	0	3	2	2	1	1	2	1	4	0	4	0	3	30:11
5	Brunski, Abby	*	4	12	2	7	0	0	0	3	3	1	10	0	6	1	0	29:57
13	Schramm, Bailey	*	0	1	0	1	0	1	0	2	2	2	0	1	1	0	0	16:21
32	Kelly, Rexanna	*	2	5	0	0	3	5	2	2	4	5	7	1	3	1	0	25:11
3	Brunski, Taylor		0	5	0	1	3	4	2	5	7	2	3	0	4	2	2	18:46
14	Gregory, Grace		1	2	0	0	0	0	1	9	10	4	2	0	4	2	0	13:31
24	Magee, Bailie		0	0	0	0	0	0	0	0	0	0	0	0	0	0	0	4:17
TEAM REBOUNDS											0	1	1			2		
Team Totals			13	37	3	14	11	15	6	30	36	20	40	2	26	7	7	160

Total FG% - 1st: 9/22 0.409 2nd: 4/15 0.267 Game: 0.351 Deadball  
 3-PT FG% - 1st: 3/9 0.333 2nd: 0/5 0.000 Game: 0.214 Rebounds  
 Total FT% - 1st: 3/3 1.000 2nd: 8/12 0.667 Game: 0.733 (1,1)

**HOME: Burns ( )**

NO	PLAYER	P	TOT-FG		3-PT		FT		FTA		REBOUNDS					MIN		
			FG	FGA	FG	FGA	FT	FTA	OFF	DEF	TOT	PF	TP	A	TO		BK	S
00	Malm, Jessica	*	5	16	2	6	4	6	0	4	4	3	16	3	5	0	7	29:20
15	Sharp, Jace	*	1	1	0	0	0	2	1	3	4	0	2	1	2	0	0	20:53
21	Wilson, Brittani	*	2	10	0	3	0	4	3	7	10	3	4	0	4	0	4	29:17
25	Beck, Reata	*	1	5	0	0	3	8	3	3	6	4	5	0	3	0	1	17:07
31	Norris, Katie	*	1	2	0	1	1	2	0	1	1	1	3	1	1	0	0	10:46
1	Faircloth, Kelsey		1	6	0	3	0	0	0	1	1	0	2	0	0	0	0	15:03
3	Murphy, Meghan		1	1	0	0	0	0	0	0	0	0	2	0	0	0	0	3:08
5	O'Neal, Malli		1	8	0	3	0	1	2	0	2	5	2	0	1	0	0	21:01
23	Mirich, Madisyn		0	0	0	0	0	0	0	0	0	0	0	0	0	0	0	1:49
35	Griess, Morgan		0	0	0	0	0	0	0	1	1	0	0	0	1	0	0	5:21
TEAM REBOUNDS											0	0	0			0		
Team Totals			13	49	2	16	8	23	9	20	29	16	36	5	17	0	12	160

Total FG% - 1st: 7/21 0.333 2nd: 6/28 0.214 Game: 0.265 Deadball  
 3-PT FG% - 1st: 1/5 0.200 2nd: 1/11 0.091 Game: 0.125 Rebounds  
 Total FT% - 1st: 4/6 0.667 2nd: 4/17 0.235 Game: 0.348 (8,3)

Technical Fouls: KEM (0)  
 : BRN (0)

OFFICIALS :  
 ATTENDANCE : 0

SCORE BY PERIODS	1st	2nd	3rd	4th	TOTAL
Kemmerer	17	7	7	9	40
Burns	7	12	6	11	36

Last FG: Kemmerer 4th- 2:13, Burns 4th- 0:03  
 Largest lead: Kemmerer by 9 1st- 1:49, Burns by 2 1st- 7:07  
 Score tied: 1 times, Lead changed: 1 times

Date: 3/3/2016  
Time: 4:30 pm

Arena: Casper College  
City, State: Casper, WY

**VISITOR: Kemmerer ( )**

NO	PLAYER	P	TOT-FG		3-PT		FT		REBOUNDS		PF	TP	A	TO	BK	S	MIN	
			FG	FGA	FG	FGA	FT	FTA	OFF	DEF								TOT
2	Krall, Makayla	*	4	12	4	8	4	4	2	5	7	2	16	1	0	0	3	28:27
5	Brunski, Abby	*	3	11	2	8	0	0	1	2	3	2	8	1	2	0	3	32:00
13	Schramm, Bailey	*	1	1	0	0	0	0	0	1	1	3	2	0	1	0	0	18:59
21	Moyles, Stevie	*	0	1	0	1	0	0	0	0	1	0	0	1	1	0	0	5:45
32	Kelly, Rexanna	*	2	8	1	1	1	2	0	8	8	3	6	1	1	1	2	26:18
1	McClaren, Morgan		4	14	1	3	1	2	0	1	1	5	10	0	4	0	1	21:24
3	Brunski, Taylor		1	6	0	1	0	0	2	1	3	2	2	0	4	1	2	15:04
14	Gregory, Grace		1	2	0	0	0	0	1	1	2	2	2	0	0	1	0	12:03
<b>TEAM REBOUNDS</b>									0	0	0							
<b>Team Totals</b>			16	55	8	22	6	8	6	19	25	20	46	3	13	4	11	160

Total FG% - 1st: 6/27 0.222 2nd: 10/28 0.357 Game: 0.291 Deadball  
 3-PT FG% - 1st: 3/10 0.300 2nd: 5/12 0.417 Game: 0.364 Rebounds  
 Total FT% - 1st: 2/2 1.000 2nd: 4/6 0.667 Game: 0.750 (1,0)

**HOME: Pine Bluffs ( )**

NO	PLAYER	P	TOT-FG		3-PT		FT		REBOUNDS		PF	TP	A	TO	BK	S	MIN	
			FG	FGA	FG	FGA	FT	FTA	OFF	DEF								TOT
10	Shelit, Sierra	*	1	7	0	2	3	4	1	1	2	1	5	1	5	2	2	27:51
11	Bufford, Azhane	*	7	12	0	0	1	3	5	14	19	3	15	0	1	0	2	23:49
14	Golding, Jadyn	*	3	12	0	2	2	2	2	3	5	2	8	2	6	1	0	31:36
20	Ragsdale, Kammie	*	4	13	1	4	0	0	4	8	12	1	9	1	3	0	1	29:24
31	Chrystal, Montanna	*	1	4	0	0	8	11	2	3	5	3	10	2	3	0	2	25:19
13	Fornstrom, Taylen		0	0	0	0	0	0	0	0	0	0	0	0	0	0	0	0:24
22	Darden, Brooke		1	3	1	2	0	0	0	0	0	0	3	0	0	0	0	10:50
40	Fornstrom, Melissa		0	0	0	0	0	0	0	2	2	1	0	0	1	0	0	9:50
44	Culp, Ashlyn		0	1	0	0	0	0	0	0	0	0	0	0	0	0	0	0:57
<b>TEAM REBOUNDS</b>									0	1	1							
<b>Team Totals</b>			17	52	2	10	14	20	14	32	46	11	50	6	19	3	7	160

Total FG% - 1st: 14/34 0.412 2nd: 3/18 0.167 Game: 0.327 Deadball  
 3-PT FG% - 1st: 2/7 0.286 2nd: 0/3 0.000 Game: 0.200 Rebounds  
 Total FT% - 1st: 2/2 1.000 2nd: 12/18 0.667 Game: 0.700 (8,1)

Technical Fouls: KEM (0)  
: PBL (0)

OFFICIALS :  
ATTENDANCE : 0

SCORE BY PERIODS	1st	2nd	3rd	4th	TOTAL
Kemmerer	10	7	10	19	46
Pine Bluffs	21	11	10	8	50

Last FG: Kemmerer 4th- 0:13, Pine Bluffs 3rd- 2:33  
 Largest lead: Kemmerer by 4 1st- 6:06, Pine Bluffs by 19 3rd- 6:23  
 Score tied: 1 times, Lead changed: 4 times

# WHSAA Basketball - Game Box Score

## Kelly Walsh High School Trojans vs. Laramie High School Plainsmen

**Date: 3/10/2016 Time: 9pm Site: Casper College Attendance: Unknown**

### Visitors: Laramie High School Plainsmen

##	Name	P	FG	3 Pt	FT	PTS	ORB	DRB	TR	PF	AST	TO	BS	ST	MIN
0	Matt Moran		0/1	0/1	2/2	2	0	2	2	0	1	1	0	0	16:53
2	* Jake Aadland		7/11	4/8	0/0	18	0	2	2	1	0	0	0	0	28:27
3	* Andrew Garcia		2/4	1/3	2/2	7	0	1	1	3	3	5	0	0	25:03
5	* Reid Baty		1/2	0/1	0/0	2	1	1	2	3	0	1	0	0	25:13
10	* Taylor Dodd		0/1	0/1	0/2	0	1	2	3	4	1	1	1	0	11:46
15	* Nate Burman		3/9	2/5	1/2	9	0	1	1	0	0	2	0	0	26:39
20	Chad Browning		0/0	0/0	0/0	0	1	0	1	0	0	2	0	0	3:33
22	Brooks Tyser		0/1	0/0	0/0	0	1	0	1	0	0	1	0	0	3:33
31	Ty Hoflund		0/1	0/0	0/0	0	0	0	0	1	1	1	0	0	8:14
32	Isaiah Martinez		0/1	0/1	0/0	0	0	0	0	0	0	0	0	0	3:33
44	Frank Crum		0/0	0/0	0/0	0	0	0	0	0	0	0	0	0	3:33
45	Donovan Downey		0/0	0/0	0/0	0	0	1	1	0	0	0	0	0	3:33
	Team						1	2	3						
	<b>Totals</b>		<b>13/31</b>	<b>7/20</b>	<b>5/8</b>	<b>38</b>	<b>5</b>	<b>12</b>	<b>17</b>	<b>12</b>	<b>6</b>	<b>14</b>	<b>1</b>	<b>0</b>	<b>160</b>
	<b>Total FG</b>		1st Half 10/16	62.5%	2nd Half 3/15	20.0%	Game 13/31	41.9%							
	<b>3 PT FG</b>		1st Half 7/11	63.6%	2nd Half 0/9	0.00%	Game 7/20	35.0%							
	<b>Free Throws</b>		1st Half 5/8	62.5%	2nd Half 0/0	0.00%	Game 5/8	62.5%							

### Home: Kelly Walsh High School Trojans

##	Name	P	FG	3 Pt	FT	PTS	ORB	DRB	TR	PF	AST	TO	BS	ST	MIN
2	* Cameron Carter		2/7	0/3	2/2	6	0	1	1	2	1	0	0	2	25:52
3	Lamont Frisby		0/1	0/0	0/0	0	0	0	0	0	0	1	0	1	3:10
4	* Manny N'Tula		5/8	1/1	4/4	15	1	3	4	1	1	1	0	1	25:07
5	* Sam Marsh		6/11	4/5	0/0	16	0	2	2	1	0	0	0	1	24:49
10	Chaise Hedlund		0/0	0/0	0/0	0	1	0	1	2	0	0	0	0	11:02
11	* Jaxon Hiatt		7/13	1/4	1/3	16	5	2	7	2	0	0	1	1	22:16
12	* Grant Murphy		2/5	1/3	0/0	5	2	1	3	2	1	1	0	4	24:27
20	Tim Nolan		0/1	0/1	0/0	0	0	0	0	0	0	0	0	0	3:10
22	Holden Eckhardt		1/4	0/3	0/0	2	4	1	5	2	0	1	0	1	14:46
23	Joel Strube		0/0	0/0	0/0	0	1	0	1	1	0	0	0	0	5:21
	Team						2	4	6						
	<b>Totals</b>		<b>23/50</b>	<b>7/20</b>	<b>7/9</b>	<b>60</b>	<b>16</b>	<b>14</b>	<b>30</b>	<b>13</b>	<b>3</b>	<b>4</b>	<b>1</b>	<b>11</b>	<b>160</b>
	<b>Total FG</b>		1st Half 13/25	52.0%	2nd Half 10/25	40.0%	Game 23/50	46.0%							
	<b>3 PT FG</b>		1st Half 5/11	45.5%	2nd Half 2/9	22.2%	Game 7/20	35.0%							
	<b>Free Throws</b>		1st Half 3/3	100%	2nd Half 4/6	66.7%	Game 7/9	77.8%							

	Lar	Kel		Lar	Kel		Lar	Kel
Free Throw Pts	5	7	3Pt Points	21	21	Pts/Possession	0.86	1.43
Pts off Turnovers	4	17	2nd Chance Points	0	21	Pts off Bench	2	2
Total Rebounds	17	30	Team Rebounds	3	6	Dead Ball Reb	2	1
Off Rebound %	26.3	57.1	Def Rebound %	42.9	73.7	Total Rebound %	36.2	63.8
3Pt Efficiency	-1.4	-0.6	Def. Stops	16	28	Pts/Shot	1.09	1.11
Technical Fouls	<b>Lar</b>	None						
	<b>Kel</b>	None						
Officials	Unknown							

	Qtr 1	Qtr 2	Qtr 3	Qtr 4	OT 1	OT 2	OT 3	OT 4	Total
<b>Laramie High School Plainsmen</b>	16	16	2	4	0	0	0	0	<b>38</b>
<b>Kelly Walsh High School Trojans</b>	20	14	16	10	0	0	0	0	<b>60</b>

**Largest Lead** Kel 56 Lar 34 (22 pts) **Lead Changes** 3 **Number of Ties** 4  
**Comments:** None



# WHSAA Basketball - Game Box Score

## Lander Valley High School Tigers vs. Douglas High School Bearcats

**Date: 3/10/2016 Time: 1:30pm Site: Casper Events Center Attendance: Unknown**

### Visitors: Douglas High School Bearcats

##	Name	P	FG	3 Pt	FT	PTS	ORB	DRB	TR	PF	AST	TO	BS	ST	MIN
0	Dawson Bratton		0/0	0/0	0/0	0	0	1	1	0	0	0	0	0	1:10
2	* Ty Larson		4/12	1/2	5/10	14	1	3	4	0	4	2	0	2	30:50
15	* Harley Rhodes		3/6	2/4	0/0	8	0	1	1	3	0	0	0	1	21:30
21	* Tyrel Leman		1/4	0/0	2/4	4	1	7	8	2	1	3	0	0	17:00
22	Trenton Williams		1/3	0/1	0/0	2	0	0	0	0	0	0	0	1	10:22
23	Michael Yeaman		0/0	0/0	0/0	0	0	0	0	0	0	0	0	0	0:30
24	Mason Barker		0/0	0/0	0/0	0	0	0	0	1	0	0	0	0	4:45
25	Dillon Silzell		5/5	0/0	0/0	10	0	2	2	3	0	0	0	0	9:03
30	* Eric Jammerman		5/11	2/6	3/4	15	0	4	4	1	3	4	0	2	30:50
31	* Mark Vandeventer		1/1	0/0	0/0	2	1	2	3	1	1	0	0	0	22:36
40	Thomas Bolinger		1/2	0/0	2/2	4	0	1	1	2	0	0	0	0	8:24
42	Jacob Cropper		0/0	0/0	0/0	0	0	0	0	0	0	0	0	0	1:10
55	Dominick Firnekas		1/1	0/0	0/0	2	0	0	0	0	0	0	0	0	1:10
Team							1	2	3						
<b>Totals</b>			<b>22/45</b>	<b>5/13</b>	<b>12/20</b>	<b>61</b>	<b>4</b>	<b>23</b>	<b>27</b>	<b>13</b>	<b>9</b>	<b>9</b>	<b>0</b>	<b>6</b>	<b>159:20</b>

<b>Total FG</b>	1st Half	11/25	44.0%	2nd Half	11/20	55.0%	Game	22/45	48.9%
<b>3 PT FG</b>	1st Half	4/11	36.4%	2nd Half	1/2	50.0%	Game	5/13	38.5%
<b>Free Throws</b>	1st Half	1/2	50.0%	2nd Half	11/18	61.1%	Game	12/20	60.0%

### Home: Lander Valley High School Tigers

##	Name	P	FG	3 Pt	FT	PTS	ORB	DRB	TR	PF	AST	TO	BS	ST	MIN
2	Ryan Connell		0/0	0/0	0/0	0	1	0	1	0	0	0	0	0	0:53
3	* Trey Massey		2/7	1/4	2/2	7	0	1	1	3	0	3	0	0	24:51
5	* Jayson Simpson		4/14	0/0	3/5	11	0	2	2	5	1	6	0	0	30:50
11	Landon Cleveland		0/1	0/0	0/0	0	1	3	4	1	0	0	0	0	13:30
12	Noah Knell		0/0	0/0	0/0	0	0	0	0	0	0	0	0	0	0:47
13	* Kobey Simpson		7/17	2/5	3/7	19	2	4	6	2	0	2	0	2	30:26
20	Antonio Coando		0/0	0/0	0/0	0	0	0	0	0	0	0	0	0	0:47
24	Sean Donovan		0/0	0/0	0/0	0	0	0	0	0	0	0	0	0	0:47
33	Christian Lopez		2/6	0/2	1/1	5	0	2	2	0	0	0	1	1	17:58
41	* Albert Mason		0/1	0/0	0/2	0	4	4	8	2	0	2	0	0	21:18
42	* Keaton Scott		2/3	0/0	0/0	4	4	3	7	5	0	0	0	0	15:46
52	Kolbey Wells		0/0	0/0	0/0	0	0	1	1	0	0	0	0	0	1:33
Team							0	2	2						
<b>Totals</b>			<b>17/49</b>	<b>3/11</b>	<b>9/17</b>	<b>46</b>	<b>12</b>	<b>22</b>	<b>34</b>	<b>18</b>	<b>1</b>	<b>13</b>	<b>1</b>	<b>3</b>	<b>159:26</b>

<b>Total FG</b>	1st Half	8/29	27.6%	2nd Half	9/20	45.0%	Game	17/49	34.7%
<b>3 PT FG</b>	1st Half	1/6	16.7%	2nd Half	2/5	40.0%	Game	3/11	27.3%
<b>Free Throws</b>	1st Half	1/6	16.7%	2nd Half	8/11	72.7%	Game	9/17	52.9%

	Dou Lan			Dou Lan			Dou Lan		
Free Throw Pts	12	9	3Pt Points	15	9	Pts/Possession	1.02	0.78	
Pts off Turnovers	12	11	2nd Chance Points	6	7	Pts off Bench	18	5	
Total Rebounds	27	34	Team Rebounds	3	2	Dead Ball Reb	5	4	
Off Rebound %	15.4	34.3	Def Rebound %	65.7	84.6	Total Rebound %	44.3	55.7	
3Pt Efficiency	+3.0	+2.7	Def. Stops	36	31	Pts/Shot	1.11	0.81	
Technical Fouls	<b>Dou</b>	None							
	<b>Lan</b>	None							
Officials	Unknown								

	Qtr 1	Qtr 2	Qtr 3	Qtr 4	OT 1	OT 2	OT 3	OT 4	Total
<b>Douglas High School Bearcats</b>	15	12	9	25	0	0	0	0	<b>61</b>
<b>Lander Valley High School Tigers</b>	13	5	16	12	0	0	0	0	<b>46</b>

**Largest Lead** Lan 43 Dou 59 (16 pts) **Lead Changes** 2 **Number of Ties** 4  
**Comments:** None

Date: 3/3/2016  
Time: 9:00 am

Arena: Casper Events Center  
City, State: Casper, WY

**VISITOR: Lingle-Ft. Laramie ( )**

NO	PLAYER	P	TOT-FG		3-PT		REBOUNDS										MIN	
			FG	FGA	FG	FGA	FT	FTA	OFF	DEF	TOT	PF	TP	A	TO	BK		S
4	Wollert, Georgia	*	2	9	0	0	4	8	4	5	9	4	8	1	9	0	4	30:17
10	Greenwald, Makenna	*	2	6	0	1	1	1	1	6	7	2	5	1	8	0	0	27:47
23	Jefferson, Kaylynn	*	5	10	3	6	1	3	0	4	4	0	14	0	0	0	2	31:15
32	Cooper, Jade	*	2	8	1	3	0	1	1	2	3	3	5	2	3	0	0	29:21
44	Bebo, Jessica	*	1	3	0	0	3	5	2	2	4	5	5	0	3	0	2	27:00
5	Forkner, Paige		0	0	0	0	0	0	0	0	0	0	0	0	0	0	0	0:33
11	Morel, Chloe		0	0	0	0	0	0	0	0	0	0	0	0	0	0	1	2:41
15	Riley, Amanda		0	0	0	0	0	0	0	1	1	3	0	0	0	0	0	11:06
TEAM REBOUNDS									0	3	3				0			
Team Totals			12	36	4	10	9	18	8	23	31	17	37	4	23	0	9	160

Total FG% - 1st: 4/16 0.250 2nd: 8/20 0.400 Game: 0.333 Deadball  
3-PT FG% - 1st: 3/4 0.750 2nd: 1/6 0.167 Game: 0.400 Rebounds  
Total FT% - 1st: 3/6 0.500 2nd: 6/12 0.500 Game: 0.500 (4,6)

**HOME: Cokeville ( )**

NO	PLAYER	P	TOT-FG		3-PT		REBOUNDS										MIN	
			FG	FGA	FG	FGA	FT	FTA	OFF	DEF	TOT	PF	TP	A	TO	BK		S
2	McKinnon, Syhanna	*	5	10	0	1	0	1	4	1	5	1	10	0	5	1	5	27:42
3	Cook, Kayla	*	1	8	0	1	2	4	3	1	4	3	4	1	2	0	3	18:15
10	Dayton, Elizabeth	*	1	4	0	0	2	5	3	6	9	2	4	1	0	0	1	22:08
12	Harmon, Cassidy	*	5	10	0	0	1	2	2	2	4	5	11	1	4	0	3	18:29
14	Fiscus, Kate	*	0	2	0	0	0	0	1	1	2	5	0	0	0	0	2	16:03
5	Teichert, Janetta		4	15	2	11	1	2	1	1	2	2	11	2	3	0	2	23:29
25	Brown, Lexia		0	2	0	0	0	0	0	3	3	1	0	0	0	0	0	10:23
34	Teichert, Janae		0	3	0	0	0	0	0	2	2	0	0	0	3	1	0	12:00
42	King, Kassidy		1	2	0	0	0	0	0	1	1	1	2	0	0	0	0	11:31
TEAM REBOUNDS									0	2	2				0			
Team Totals			17	56	2	13	6	14	14	20	34	20	42	5	17	2	16	160

Total FG% - 1st: 8/30 0.267 2nd: 9/26 0.346 Game: 0.304 Deadball  
3-PT FG% - 1st: 0/7 0.000 2nd: 2/6 0.333 Game: 0.154 Rebounds  
Total FT% - 1st: 2/4 0.500 2nd: 4/10 0.400 Game: 0.429 (3,1)

Technical Fouls: LFL (0)  
: COK (0)

OFFICIALS :  
ATTENDANCE : 0

SCORE BY PERIODS	1st	2nd	3rd	4th	TOTAL
Lingle-Ft. Laramie	7	7	8	15	37
Cokeville	12	6	11	13	42

Last FG: Lingle-Ft. Laramie 4th- 1:58, Cokeville 4th- 0:17  
Largest lead: Lingle-Ft. Laramie NONE, Cokeville by 10 4th- 7:20  
Score tied: 0 times, Lead changed: 0 times

Date: 3/3/2016  
 Time: 7:30 pm

Arena: Casper Events Center  
 City, State: Casper, WY

**VISITOR: Lingle-Ft. Laramie ( )**

NO	PLAYER	P	TOT-FG		3-PT		REBOUNDS										MIN	
			FG	FGA	FG	FGA	FT	FTA	OFF	DEF	TOT	PF	TP	A	TO	BK		S
1	Powell, Cody	*	3	6	0	1	6	9	2	4	6	1	12	0	2	0	0	21:48
2	Bebo, Matthew	*	5	16	1	7	0	0	2	0	2	4	11	2	5	0	3	29:52
21	Henry, K.C.	*	1	4	0	0	0	0	0	6	6	4	2	3	9	0	6	31:56
22	Cooper, Garrett	*	1	7	0	0	5	8	4	4	8	2	7	0	3	0	0	26:12
42	Hill, Brice	*	4	10	0	0	3	4	4	1	5	1	11	0	3	0	0	24:06
23	Wagner, Taylor		0	0	0	0	0	0	0	0	0	0	0	0	0	0	0	0:04
30	Hill, Brandon		3	6	0	0	1	2	2	1	3	0	7	0	1	0	0	5:45
32	Madayag, Justice		1	4	0	2	1	2	1	0	1	0	3	0	0	0	0	4:17
TEAM REBOUNDS									0	6	6							
Team Totals			18	53	1	10	16	25	15	22	37	13	53	5	23	0	9	147

Total FG% - 1st: 12/28 0.429 2nd: 6/25 0.240 Game: 0.340 Deadball  
 3-PT FG% - 1st: 0/3 0.000 2nd: 1/7 0.143 Game: 0.100 Rebounds  
 Total FT% - 1st: 6/9 0.667 2nd: 10/16 0.625 Game: 0.640 (5,0)

**HOME: St. Stephens ( )**

NO	PLAYER	P	TOT-FG		3-PT		REBOUNDS										MIN	
			FG	FGA	FG	FGA	FT	FTA	OFF	DEF	TOT	PF	TP	A	TO	BK		S
1	SunRhodes, Silas	*	0	1	0	1	0	0	0	0	0	1	0	0	4	0	1	16:47
15	Oldman, Miklo	*	4	8	2	3	2	5	0	7	7	4	12	3	6	0	3	28:07
31	Headley, Cody	*	5	11	3	8	0	3	1	2	3	3	13	0	1	0	1	23:41
32	Williams, Derrick	*	6	11	2	4	2	3	3	3	6	5	16	1	3	1	1	29:53
33	Arthur, Jaron	*	4	10	1	2	0	0	3	4	7	5	9	0	3	0	0	29:29
3	Friday, 3 Stars		1	3	0	0	0	0	3	2	5	1	2	0	0	1	0	2:24
13	Divers, Antonio		1	2	0	0	0	0	1	0	1	1	2	0	1	2	2	8:03
23	Shakespeare, Brylee		0	0	0	0	0	0	0	0	0	1	0	0	2	0	0	5:02
45	Fightingbear, Jeremia		1	4	1	4	0	0	0	0	0	2	3	1	2	0	0	8:34
TEAM REBOUNDS									0	5	5							
Team Totals			22	50	9	22	4	11	11	23	34	24	57	5	23	4	8	158

Total FG% - 1st: 8/23 0.348 2nd: 14/27 0.519 Game: 0.440 Deadball  
 3-PT FG% - 1st: 6/14 0.429 2nd: 3/8 0.375 Game: 0.409 Rebounds  
 Total FT% - 1st: 2/2 1.000 2nd: 2/9 0.222 Game: 0.364 (3,0)

Technical Fouls: LFL (1) 4th 00:30 Coach  
 : STS (1) 4th 01:01 Coach,

OFFICIALS :  
 ATTENDANCE : 0

SCORE BY PERIODS	1st	2nd	3rd	4th	TOTAL
Lingle-Ft. Laramie	12	18	3	20	53
St. Stephens	7	17	18	15	57

Last FG: Lingle-Ft. Laramie 4th- 2:38, St. Stephens 4th- 1:37  
 Largest lead: Lingle-Ft. Laramie by 7 2nd- 7:48, St. Stephens by 13 4th- 5:19  
 Score tied: 2 times, Lead changed: 3 times

# WHSAA Basketball - Game Box Score

## Lovell High School Bulldogs vs. Cody High School Broncos

**Date: 03/11/2016 Time: 12pm Site: Casper College Attendance: Unknown**

### Visitors: Cody High School Broncos

##	Name	P	FG	3 Pt	FT	PTS	ORB	DRB	TR	PF	AST	TO	BS	ST	MIN
0	Zeck Todd		2/2	0/0	1/1	5	1	1	2	3	1	1	0	0	8:32
3	Dawson Ritt		1/2	0/0	0/0	2	0	0	0	1	0	0	0	2	3:54
4	* Zach Ross		1/7	0/0	0/1	2	1	0	1	1	1	1	0	4	23:18
5	Keegan Brown		0/2	0/2	0/0	0	1	0	1	1	1	1	0	2	17:59
10	Nic Nieters		0/0	0/0	0/0	0	0	0	0	0	0	1	0	0	1:12
11	Caden Crooks		0/0	0/0	0/0	0	0	0	0	0	0	0	0	0	1:16
12	* Cooper Brown		1/2	0/1	0/0	2	1	0	1	4	0	1	0	1	16:36
13	* Parker Shreve		4/9	1/5	1/2	10	4	1	5	0	1	3	0	1	29:30
22	Austin Alexander		0/0	0/0	2/6	2	0	1	1	0	0	1	0	0	6:13
23	* Hunter Capron		2/5	1/3	1/3	6	2	2	4	2	1	3	0	2	19:59
24	* Blake Hinze		10/16	6/9	2/3	28	1	3	4	2	2	2	0	4	30:15
32	Reese Andre		0/0	0/0	0/0	0	0	0	0	0	0	0	0	0	1:16
	Team						3	2	5						
	<b>Totals</b>		<b>21/45</b>	<b>8/20</b>	<b>7/16</b>	<b>57</b>	<b>14</b>	<b>10</b>	<b>24</b>	<b>14</b>	<b>7</b>	<b>14</b>	<b>0</b>	<b>16</b>	<b>160</b>

<b>Total FG</b>	1st Half	13/29	44.8%	2nd Half	8/16	50.0%	Game	21/45	46.7%
<b>3 PT FG</b>	1st Half	4/11	36.4%	2nd Half	4/9	44.4%	Game	8/20	40.0%
<b>Free Throws</b>	1st Half	1/4	25.0%	2nd Half	6/12	50.0%	Game	7/16	43.8%

### Home: Lovell High School Bulldogs

##	Name	P	FG	3 Pt	FT	PTS	ORB	DRB	TR	PF	AST	TO	BS	ST	MIN
4	Riley Abraham		3/3	2/2	1/1	9	0	1	1	1	1	2	0	0	20:48
11	Dillon Schneider		1/2	0/0	0/0	2	1	1	2	1	0	6	0	1	9:18
13	* Jacob Newman		0/1	0/1	0/0	0	0	0	0	2	1	3	0	0	20:27
14	Konner Davis		0/2	0/0	1/2	1	0	0	0	3	1	1	0	0	12:54
15	* Brandon Teter		0/0	0/0	0/0	0	0	2	2	2	0	1	0	0	19:01
22	Kaleb Mayes		0/0	0/0	0/1	0	0	0	0	0	0	1	0	0	1:50
23	Kyle Wolvington		0/0	0/0	0/0	0	0	0	0	0	0	0	0	0	0:11
25	Tyler Teter		0/0	0/0	0/0	0	0	1	1	0	0	0	0	0	0:11
32	Reece May		0/1	0/1	0/0	0	0	0	0	0	0	0	0	0	0:11
33	* Beau Green		1/5	1/4	2/4	5	2	1	3	4	3	4	0	3	29:44
34	* Nick Haskell		5/8	0/1	2/6	12	2	6	8	2	1	5	1	2	27:03
55	* Trace Murphey		5/6	0/0	0/0	10	2	2	4	3	0	3	0	0	18:22
	Team						1	2	3						
	<b>Totals</b>		<b>15/28</b>	<b>3/9</b>	<b>6/14</b>	<b>39</b>	<b>8</b>	<b>16</b>	<b>24</b>	<b>18</b>	<b>7</b>	<b>26</b>	<b>1</b>	<b>6</b>	<b>160</b>

<b>Total FG</b>	1st Half	8/13	61.5%	2nd Half	7/15	46.7%	Game	15/28	53.6%
<b>3 PT FG</b>	1st Half	0/2	0.00%	2nd Half	3/7	42.9%	Game	3/9	33.3%
<b>Free Throws</b>	1st Half	3/6	50.0%	2nd Half	3/8	37.5%	Game	6/14	42.9%

	<b>Cod</b>	<b>Lov</b>		<b>Cod</b>	<b>Lov</b>		<b>Cod</b>	<b>Lov</b>
Free Throw Pts	7	6	3Pt Points	24	9	Pts/Possession	1.10	0.74
Pts off Turnovers	28	9	2nd Chance Points	12	10	Pts off Bench	9	12
Total Rebounds	24	24	Team Rebounds	5	3	Dead Ball Reb	4	3
Off Rebound %	46.7	44.4	Def Rebound %	55.6	53.3	Total Rebound %	50.0	50.0
3Pt Efficiency	+5.3	-8.8	Def. Stops	36	30	Pts/Shot	1.08	1.11
Technical Fouls	<b>Cod</b>	None						
	<b>Lov</b>	None						
Officials	Unknown							

	Qtr 1	Qtr 2	Qtr 3	Qtr 4	OT 1	OT 2	OT 3	OT 4	Total
<b>Cody High School Broncos</b>	18	13	17	9	0	0	0	0	<b>57</b>
<b>Lovell High School Bulldogs</b>	9	10	13	7	0	0	0	0	<b>39</b>

**Largest Lead** Lov 32 Cod 52 (20 pts) **Lead Changes** 1 **Number of Ties** 1  
**Comments:** None

# WHSAA Basketball - Game Box Score

## Lovell High School Bulldogs vs. Lander Valley High School Tigers

**Date: 03/11/2016 Time: 12pm Site: Casper College Attendance: Unknown**

### Visitors: Lander Valley High School Tigers

##	Name	P	FG	3 Pt	FT	PTS	ORB	DRB	TR	PF	AST	TO	BS	ST	MIN
2	Ryan Connell		0/0	0/0	0/0	0	0	0	0	0	0	0	0	0	4:19
3	* Trey Massey		4/9	1/6	1/2	10	0	2	2	0	0	2	0	0	26:52
5	* Jayson Simpson		7/17	1/2	3/5	18	0	3	3	3	2	4	0	2	29:23
11	Landon Cleveland		1/2	0/1	0/0	2	1	2	3	1	0	0	0	0	7:51
12	Noah Knell		0/0	0/0	0/0	0	0	1	1	0	0	0	0	0	1:21
13	* Kobey Simpson		7/18	0/3	2/2	16	2	1	3	2	0	3	0	2	28:30
20	Antonio Coando		0/2	0/2	0/0	0	0	0	0	0	0	0	0	0	1:21
24	Sean Donovan		0/0	0/0	0/0	0	0	0	0	0	0	0	0	0	DNP
33	Christian Lopez		2/4	2/3	2/2	8	0	2	2	0	1	1	0	0	21:38
41	* Albert Mason		0/2	0/1	0/0	0	1	1	2	1	0	0	0	1	15:26
42	* Keaton Scott		1/1	0/0	2/2	4	3	2	5	5	0	0	0	0	16:07
52	Kolbey Wells		0/0	0/0	0/0	0	0	1	1	2	0	1	0	0	7:12
	Team						1	2	3						
	<b>Totals</b>		<b>22/55</b>	<b>4/18</b>	<b>10/13</b>	<b>58</b>	<b>8</b>	<b>17</b>	<b>25</b>	<b>14</b>	<b>3</b>	<b>11</b>	<b>0</b>	<b>5</b>	<b>160</b>

<b>Total FG</b>	1st Half	11/27	40.7%	2nd Half	11/28	39.3%	Game	22/55	40.0%
<b>3 PT FG</b>	1st Half	2/8	25.0%	2nd Half	2/10	20.0%	Game	4/18	22.2%
<b>Free Throws</b>	1st Half	7/9	77.8%	2nd Half	3/4	75.0%	Game	10/13	76.9%

### Home: Lovell High School Bulldogs

##	Name	P	FG	3 Pt	FT	PTS	ORB	DRB	TR	PF	AST	TO	BS	ST	MIN
4	Riley Abraham		1/2	1/2	0/0	3	0	2	2	3	1	0	0	1	15:17
11	Dillon Schneider		1/2	0/1	1/2	3	1	0	1	0	1	2	0	1	11:13
13	* Jacob Newman		1/1	1/1	0/0	3	2	2	4	0	1	4	0	1	22:24
14	Konner Davis		2/2	0/0	0/0	4	1	0	1	1	1	1	0	0	10:26
15	* Brandon Teter		3/6	1/2	0/1	7	1	3	4	1	3	1	0	1	19:04
22	Kaleb Mayes		2/3	0/0	0/0	4	1	4	5	0	0	0	0	0	5:10
23	Kyle Wolvington		0/0	0/0	0/0	0	0	0	0	0	0	1	0	0	2:19
25	Tyler Teter		1/3	0/1	0/0	2	0	0	0	0	0	0	0	0	2:19
32	Reece May		0/0	0/0	0/0	0	0	0	0	0	0	0	0	0	2:19
33	* Beau Green		3/10	3/9	0/0	9	1	6	7	1	2	1	0	0	28:02
34	* Nick Haskell		11/17	0/0	5/7	27	3	5	8	1	3	0	1	0	23:51
55	* Trace Murphey		9/10	0/0	5/7	23	1	2	3	4	0	1	0	0	17:36
	Team						0	3	3						
	<b>Totals</b>		<b>34/56</b>	<b>6/16</b>	<b>11/17</b>	<b>85</b>	<b>11</b>	<b>27</b>	<b>38</b>	<b>11</b>	<b>12</b>	<b>11</b>	<b>1</b>	<b>4</b>	<b>160</b>

<b>Total FG</b>	1st Half	18/27	66.7%	2nd Half	16/29	55.2%	Game	34/56	60.7%
<b>3 PT FG</b>	1st Half	5/8	62.5%	2nd Half	1/8	12.5%	Game	6/16	37.5%
<b>Free Throws</b>	1st Half	5/8	62.5%	2nd Half	6/9	66.7%	Game	11/17	64.7%

	Lan		Lov		Lan		Lov		Lan		Lov	
Free Throw Pts	10	11	3Pt Points	12	18	Pts/Possession	0.91	1.35				
Pts off Turnovers	11	13	2nd Chance Points	6	14	Pts off Bench	10	16				
Total Rebounds	25	38	Team Rebounds	3	3	Dead Ball Reb	1	0				
Off Rebound %	22.9	39.3	Def Rebound %	60.7	77.1	Total Rebound %	39.7	60.3				
3Pt Efficiency	-10.2	-9.2	Def. Stops	28	38	Pts/Shot	0.95	1.33				
Technical Fouls	Lan		None									
	Lov		None									
Officials	Unknown											

	Qtr 1	Qtr 2	Qtr 3	Qtr 4	OT 1	OT 2	OT 3	OT 4	Total
<b>Lander Valley High School Tigers</b>	14	17	16	11	0	0	0	0	<b>58</b>
<b>Lovell High School Bulldogs</b>	20	26	21	18	0	0	0	0	<b>85</b>

**Largest Lead** Lov 81 Lan 52 (29 pts) **Lead Changes** 0 **Number of Ties** 2  
**Comments:** None

# WHSAA Basketball - Game Box Score

## Lovell High School Bulldogs vs. Torrington High School Blazers

**Date: 03/11/2016 Time: 9am Site: Casper College Attendance: Unknown**

### Visitors: Torrington High School Blazers

##	Name	P	FG	3 Pt	FT	PTS	ORB	DRB	TR	PF	AST	TO	BS	ST	MIN
2	Taylor Walsh		0/0	0/0	0/0	0	0	0	0	0	0	0	0	0	0:15
3	* Illyanna Saucedo		1/3	0/0	4/7	6	1	1	2	3	0	2	0	1	25:22
4	* Logan Murphy		1/2	0/0	0/0	2	1	4	5	3	0	2	0	2	19:49
5	Adia Sherbeyn		1/4	0/1	0/0	2	1	2	3	2	0	0	0	1	17:22
11	* Madison Haun		3/9	2/5	1/1	9	1	3	4	5	1	7	0	4	25:05
12	* Madison Werner		1/8	0/1	2/2	4	0	3	3	4	1	1	0	1	20:39
14	Abbie Smith		1/6	0/0	0/0	2	1	0	1	1	1	0	0	0	12:47
21	Chrissy Lira		0/0	0/0	0/0	0	0	0	0	0	0	0	0	0	0:15
23	* Paige Ulrich		2/4	2/3	1/2	7	0	2	2	5	0	3	0	0	21:58
32	Brooklyn Tucker		0/0	0/0	0/0	0	0	0	0	0	0	1	0	0	0:15
35	Kaelyn Riley		0/0	0/0	0/0	0	0	0	0	0	0	0	0	0	0:15
40	Sydney Hill		6/8	0/0	4/8	16	5	1	6	1	0	0	0	1	15:58
	Team						0	4	4						
	<b>Totals</b>		<b>16/44</b>	<b>4/10</b>	<b>12/20</b>	<b>48</b>	<b>10</b>	<b>20</b>	<b>30</b>	<b>24</b>	<b>3</b>	<b>16</b>	<b>0</b>	<b>10</b>	<b>160</b>

<b>Total FG</b>	1st Half	10/24	41.7%	2nd Half	6/20	30.0%	Game	16/44	36.4%
<b>3 PT FG</b>	1st Half	3/5	60.0%	2nd Half	1/5	20.0%	Game	4/10	40.0%
<b>Free Throws</b>	1st Half	7/11	63.6%	2nd Half	5/9	55.6%	Game	12/20	60.0%

### Home: Lovell High School Bulldogs

##	Name	P	FG	3 Pt	FT	PTS	ORB	DRB	TR	PF	AST	TO	BS	ST	MIN
4	* Madison Harper		0/2	0/0	2/2	2	3	4	7	3	0	3	0	1	21:41
5	* Mykelle Nichols		5/9	0/1	4/6	14	3	7	10	2	4	2	0	1	25:17
10	Shelby Wardell		2/4	2/4	1/2	7	0	2	2	2	0	5	0	3	15:56
11	* Savanna Savage		1/5	0/0	6/6	8	1	2	3	5	0	2	0	1	23:38
12	Mikkel McIntosh		0/0	0/0	0/0	0	0	0	0	0	0	0	0	0	1:12
20	Trysa Flood		0/2	0/0	0/0	0	0	0	0	1	0	1	0	0	4:24
21	* Charri McArthur		4/13	3/10	4/5	15	0	1	1	3	0	1	0	0	26:15
24	Emily Snell		0/1	0/0	1/2	1	1	1	2	3	0	1	0	0	14:51
30	MandiJo Baxendale		0/0	0/0	0/0	0	0	0	0	0	0	0	0	0	0:15
33	* Sara Clark		3/5	0/0	2/4	8	1	2	3	2	0	1	0	0	24:01
34	Madison Bryson		0/1	0/0	0/0	0	1	0	1	0	0	0	0	0	2:30
	Team						2	2	4						
	<b>Totals</b>		<b>15/42</b>	<b>5/15</b>	<b>20/27</b>	<b>55</b>	<b>12</b>	<b>21</b>	<b>33</b>	<b>21</b>	<b>4</b>	<b>16</b>	<b>0</b>	<b>6</b>	<b>160</b>

<b>Total FG</b>	1st Half	5/22	22.7%	2nd Half	10/20	50.0%	Game	15/42	35.7%
<b>3 PT FG</b>	1st Half	2/7	28.6%	2nd Half	3/8	37.5%	Game	5/15	33.3%
<b>Free Throws</b>	1st Half	7/10	70.0%	2nd Half	13/17	76.5%	Game	20/27	74.1%

	<b>Tor</b>	<b>Lov</b>		<b>Tor</b>	<b>Lov</b>		<b>Tor</b>	<b>Lov</b>
Free Throw Pts	12	20	3Pt Points	12	15	Pts/Possession	0.83	0.92
Pts off Turnovers	21	17	2nd Chance Points	13	15	Pts off Bench	20	8
Total Rebounds	30	33	Team Rebounds	4	4	Dead Ball Reb	4	3
Off Rebound %	32.3	37.5	Def Rebound %	62.5	67.7	Total Rebound %	47.6	52.4
3Pt Efficiency	+16.5	+8.6	Def. Stops	36	37	Pts/Shot	0.89	1.00
Technical Fouls	<b>Tor</b>	None						
	<b>Lov</b>	None						
Officials	Unknown							

	Qtr 1	Qtr 2	Qtr 3	Qtr 4	OT 1	OT 2	OT 3	OT 4	Total
<b>Torrington High School Blazers</b>	11	19	8	10	0	0	0	0	<b>48</b>
<b>Lovell High School Bulldogs</b>	11	8	15	21	0	0	0	0	<b>55</b>

**Largest Lead** Lov 17 Tor 30 (13 pts) **Lead Changes** 3 **Number of Ties** 3

**Comments:** None

Date: 3/5/2016  
 Time: 10:30 am

Arena: Casper College  
 City, State: Casper, WY

**VISITOR: Little Snake River ( )**

NO	PLAYER	TOT-FG		3-PT		REBOUNDS											MIN	
		P	FG	FGA	FG	FGA	FT	FTA	OFF	DEF	TOT	PF	TP	A	TO	BK		S
1	Gourlay, Kirstin	*	2	4	1	2	1	1	1	1	2	5	6	0	3	0	0	29:27
2	Stanley, Addie	*	2	5	0	3	0	0	0	2	2	3	4	0	1	0	1	29:53
3	Moon, Karlee	*	2	11	2	5	0	0	0	2	2	1	6	0	5	0	2	31:05
10	Wilkerson, Kilie	*	2	8	0	0	0	0	4	2	6	4	4	0	2	0	0	25:00
13	Olson, Amy	*	0	0	0	0	0	0	1	0	1	0	0	0	2	0	0	8:51
0	Corson, Addie		0	1	0	0	0	0	0	0	0	0	0	0	0	0	0	5:37
14	Hedges, Lilia		3	6	0	0	5	8	5	8	13	2	11	1	7	1	3	30:07
TEAM REBOUNDS									0	5	5				0			
Team Totals			11	35	3	10	6	9	11	20	31	15	31	1	20	1	6	160

Total FG% - 1st: 3/16 0.188 2nd: 8/19 0.421 Game: 0.314 Deadball  
 3-PT FG% - 1st: 2/6 0.333 2nd: 1/4 0.250 Game: 0.300 Rebounds  
 Total FT% - 1st: 3/4 0.750 2nd: 3/5 0.600 Game: 0.667 (1,2)

**HOME: Cokeville ( )**

NO	PLAYER	TOT-FG		3-PT		REBOUNDS											MIN	
		P	FG	FGA	FG	FGA	FT	FTA	OFF	DEF	TOT	PF	TP	A	TO	BK		S
2	McKinnon, Syhanna	*	3	10	0	3	1	3	3	2	5	4	7	0	2	0	5	24:06
3	Cook, Kayla	*	1	4	0	2	0	0	0	1	1	1	2	0	2	0	0	15:13
10	Dayton, Elizabeth	*	4	4	0	0	1	1	2	1	3	5	9	0	1	1	2	17:39
12	Harmon, Cassidy	*	1	4	0	0	2	5	2	6	8	2	4	0	5	1	0	25:39
14	Fiscus, Kate	*	1	6	0	1	0	0	0	2	2	0	2	2	2	0	2	26:35
5	Teichert, Janetta		3	11	2	8	2	3	3	1	4	1	10	1	2	0	0	22:12
25	Brown, Lexia		1	1	0	0	0	0	0	0	0	0	2	0	0	0	0	6:37
34	Teichert, Janae		0	2	0	0	0	0	1	0	1	0	0	0	0	0	0	7:54
42	King, Kassidy		0	1	0	0	0	0	0	1	1	0	0	0	0	1	0	14:05
TEAM REBOUNDS									0	0	0				1			
Team Totals			14	43	2	14	6	12	11	14	25	13	36	3	15	3	9	160

Total FG% - 1st: 3/21 0.143 2nd: 11/22 0.500 Game: 0.326 Deadball  
 3-PT FG% - 1st: 0/8 0.000 2nd: 2/6 0.333 Game: 0.143 Rebounds  
 Total FT% - 1st: 2/2 1.000 2nd: 4/10 0.400 Game: 0.500 (2,1)

Technical Fouls: LSR (0)  
 : COK (0)

OFFICIALS :  
 ATTENDANCE : 0

SCORE BY PERIODS	1st	2nd	3rd	4th	TOTAL
Little Snake River	8	3	11	9	31
Cokeville	3	5	12	16	36

Last FG: Little Snake River 4th- 0:12, Cokeville 4th- 0:04  
 Largest lead: Little Snake River by 10 3rd- 6:30, Cokeville by 6 4th- 0:18  
 Score tied: 3 times, Lead changed: 2 times

Date: 3/5/2016  
12:00 pm

Arena: Casper College  
City, State: Casper, WY

**VISITOR: Little Snake River ( )**

NO	PLAYER	TOT-FG		3-PT		REBOUNDS											MIN	
		P	FG	FGA	FG	FGA	FT	FTA	OFF	DEF	TOT	PF	TP	A	TO	BK		S
1	Kaisler, Slater	*	2	10	2	7	2	2	0	2	2	2	8	2	4	1	0	32:00
3	Corson, JD	*	2	6	0	3	0	0	2	3	5	2	4	1	5	0	4	28:54
5	Evans, Kameron	*	5	12	2	9	4	5	2	1	3	3	16	1	2	0	0	28:27
11	Cobb, Tyson	*	0	1	0	0	3	4	1	1	2	2	3	0	1	0	1	16:18
21	Duncan, Braden	*	2	5	0	0	0	0	1	4	5	2	4	0	1	0	0	16:14
15	Ortega, Irving		3	5	1	2	1	1	0	6	6	2	8	1	1	0	1	24:04
23	Jeannerett, Trenton		0	1	0	1	0	0	0	0	0	3	0	0	1	0	0	14:03
<b>TEAM REBOUNDS</b>									0	1	1				0			
<b>Team Totals</b>			14	40	5	22	10	12	6	18	24	16	43	5	15	1	6	160

Total FG% - 1st: 10/24 0.417 2nd: 4/16 0.250 Game: 0.350 Deadball  
 3-PT FG% - 1st: 4/14 0.286 2nd: 1/8 0.125 Game: 0.227 Rebounds  
 Total FT% - 1st: 4/5 0.800 2nd: 6/7 0.857 Game: 0.833 (2,1)

**HOME: Encampment ( )**

NO	PLAYER	TOT-FG		3-PT		REBOUNDS											MIN	
		P	FG	FGA	FG	FGA	FT	FTA	OFF	DEF	TOT	PF	TP	A	TO	BK		S
5	Erickson, Guy	*	1	1	1	1	5	6	2	5	7	1	8	3	3	1	2	32:00
13	Hammer, Hunter	*	2	4	2	3	0	0	0	0	0	1	6	0	0	0	0	23:59
22	Bartlett, Gage	*	2	6	0	1	4	6	0	0	0	2	8	1	3	0	1	32:00
24	Stewart, Jared	*	3	5	0	0	0	0	0	1	1	4	6	1	3	0	0	19:19
25	Johnson, Keegan	*	3	12	0	1	5	6	1	4	5	2	11	0	1	0	1	32:00
44	Cox, Wyatt		3	5	0	0	1	2	1	2	3	2	7	1	1	2	0	20:42
<b>TEAM REBOUNDS</b>									0	3	3				0			
<b>Team Totals</b>			14	33	3	6	15	20	4	15	19	12	46	6	11	3	4	160

Total FG% - 1st: 5/15 0.333 2nd: 9/18 0.500 Game: 0.424 Deadball  
 3-PT FG% - 1st: 0/2 0.000 2nd: 3/4 0.750 Game: 0.500 Rebounds  
 Total FT% - 1st: 6/8 0.750 2nd: 9/12 0.750 Game: 0.750 (1,2)

Technical Fouls: LSR (0)  
: ENC (0)

OFFICIALS :  
ATTENDANCE : 0

SCORE BY PERIODS	1st	2nd	3rd	4th	TOTAL
Little Snake River	14	14	5	10	43
Encampment	8	8	13	17	46

Last FG: Little Snake River 4th- 1:12, Encampment 4th- 0:45  
 Largest lead: Little Snake River by 15 2nd- 3:52, Encampment by 4 4th- 3:55  
 Score tied: 4 times, Lead changed: 7 times



Date: 3/4/2016  
 Time: 1:30 pm

Arena: Casper College  
 City, State: Casper, WY

**VISITOR: Little Snake River ( )**

NO	PLAYER	TOT-FG		3-PT		FTA		REBOUNDS							S	MIN		
		P	FG	FGA	FG	FGA	FT	FTA	OFF	DEF	TOT	PF	TP	A			TO	BK
1	Kaisler, Slater	*	7	12	3	6	7	10	1	4	5	1	24	1	5	1	2	31:56
3	Corson, JD	*	3	7	2	3	2	4	0	1	1	2	10	0	5	0	2	32:00
5	Evans, Kameron	*	3	10	2	9	0	0	0	1	1	1	8	0	2	0	1	31:56
11	Cobb, Tyson	*	1	3	0	0	2	2	1	2	3	1	4	0	1	0	0	19:14
21	Duncan, Braden	*	0	1	0	0	2	2	0	2	2	1	2	0	0	0	1	17:52
13	Ortega, Erik		0	0	0	0	0	0	0	0	0	0	0	0	0	0	0	0:04
15	Ortega, Irving		0	0	0	0	0	0	0	2	2	3	0	1	2	0	0	12:42
23	Jeannerett, Trenton		1	2	0	0	0	0	1	1	2	2	2	0	1	1	0	14:04
25	Duncan, Thomas		0	0	0	0	0	0	0	0	0	0	0	0	0	0	0	0:04
31	Jensen, Tyler		0	0	0	0	0	0	0	0	0	0	0	0	0	0	0	0:04
33	Walker, Dalton		0	0	0	0	0	0	0	0	0	0	0	0	0	0	0	0:04
TEAM REBOUNDS									0	6	6				1			
Team Totals			15	35	7	18	13	18	3	19	22	11	50	2	17	2	6	160

Total FG% - 1st: 7/21 0.333 2nd: 8/14 0.571 Game: 0.429 Deadball  
 3-PT FG% - 1st: 3/10 0.300 2nd: 4/8 0.500 Game: 0.389 Rebounds  
 Total FT% - 1st: 2/2 1.000 2nd: 11/16 0.688 Game: 0.722 (2,1)

**HOME: Lingle-Ft. Laramie ( )**

NO	PLAYER	TOT-FG		3-PT		FTA		REBOUNDS							S	MIN		
		P	FG	FGA	FG	FGA	FT	FTA	OFF	DEF	TOT	PF	TP	A			TO	BK
1	Powell, Cody	*	0	3	0	0	0	0	0	1	1	3	0	0	0	0	0	17:41
2	Bebo, Matthew	*	3	12	0	2	0	2	3	0	3	3	6	0	6	0	2	22:07
21	Henry, K.C.	*	0	2	0	0	0	0	0	1	1	3	0	0	4	0	1	23:17
22	Cooper, Garrett	*	3	7	0	0	2	4	7	3	10	0	8	0	4	0	1	27:57
42	Hill, Brice	*	1	2	0	0	2	2	1	3	4	2	4	0	1	0	1	14:29
4	Greenwald, Rhett		0	0	0	0	0	0	0	0	0	1	0	0	0	0	0	0:47
11	Hill, Hayden		0	0	0	0	0	0	0	0	0	0	0	0	0	0	0	0:47
15	Mueller, Ty		3	7	0	3	2	5	1	0	1	1	8	0	0	0	0	9:58
23	Wagner, Taylor		0	0	0	0	0	0	0	1	1	2	0	0	0	0	1	7:34
30	Hill, Brandon		2	4	0	0	0	1	1	4	5	0	4	0	0	1	0	17:08
32	Madayag, Justice		3	6	2	4	0	0	0	1	1	3	8	0	1	2	1	15:48
33	Morel, Cole		0	1	0	1	0	0	0	1	1	1	0	0	1	0	0	2:27
TEAM REBOUNDS									0	3	3				0			
Team Totals			15	44	2	10	6	14	13	18	31	19	38	0	17	3	7	160

Total FG% - 1st: 7/17 0.412 2nd: 8/27 0.296 Game: 0.341 Deadball  
 3-PT FG% - 1st: 1/3 0.333 2nd: 1/7 0.143 Game: 0.200 Rebounds  
 Total FT% - 1st: 2/4 0.500 2nd: 4/10 0.400 Game: 0.429 (5,1)

Technical Fouls: LSR (0)  
 : LFL (0)

OFFICIALS :  
 ATTENDANCE : 0

SCORE BY PERIODS	1st	2nd	3rd	4th	TOTAL
Little Snake River	9	10	13	18	50
Lingle-Ft. Laramie	9	8	8	13	38

Last FG: Little Snake River 4th- 5:01, Lingle-Ft. Laramie 4th- 0:50

Date: 3/3/2016  
Time: 9:00 pm

Arena: Casper Events Center  
City, State: Casper, WY

**VISITOR: Little Snake River ( )**

NO	PLAYER	P	TOT-FG		3-PT		REBOUNDS										MIN	
			FG	FGA	FG	FGA	FT	FTA	OFF	DEF	TOT	PF	TP	A	TO	BK		S
1	Kaisler, Slater	*	4	13	2	4	8	11	1	3	4	5	18	0	4	0	1	30:37
3	Corson, JD	*	8	14	2	5	2	2	2	2	4	5	20	1	2	0	3	35:34
5	Evans, Kameron	*	4	12	2	9	2	2	0	2	2	3	12	0	1	0	0	36:00
11	Cobb, Tyson	*	3	7	0	0	1	4	2	4	6	4	7	0	5	0	0	31:02
15	Ortega, Irving	*	0	1	0	0	0	0	0	0	0	1	0	0	0	0	1	14:52
13	Ortega, Erik		0	0	0	0	0	0	0	0	0	1	0	0	0	0	0	0:26
21	Duncan, Braden		0	1	0	0	0	0	1	1	2	2	0	0	1	0	0	11:10
23	Jeannerett, Trenton		0	1	0	0	0	0	0	2	2	5	0	1	0	0	1	20:19
TEAM REBOUNDS									0	6	6				0			
Team Totals			19	49	6	18	13	19	6	20	26	26	57	2	13	0	6	180

Total FG% - 1st: 7/18 0.389 2nd and OTs: 12/31 0.387 Game: 0.388 Deadball  
3-PT FG% - 1st: 3/9 0.333 2nd and OTs: 3/9 0.333 Game: 0.333 Rebounds  
Total FT% - 1st: 6/7 0.857 2nd and OTs: 7/12 0.583 Game: 0.684 (5,0)

**HOME: Upton ( )**

NO	PLAYER	P	TOT-FG		3-PT		REBOUNDS										MIN	
			FG	FGA	FG	FGA	FT	FTA	OFF	DEF	TOT	PF	TP	A	TO	BK		S
12	McPeters, Rourke	*	1	2	0	0	4	8	0	1	1	1	6	0	1	0	3	22:03
14	Butts, Dawson	*	2	5	0	0	3	8	2	1	3	4	7	1	1	0	1	32:31
22	Woodard, Hunter	*	2	5	0	0	3	4	1	5	6	3	7	0	2	1	1	29:36
24	Watt, Payton	*	7	14	3	7	3	10	2	3	5	1	20	0	5	2	1	36:00
33	Garland, Lance	*	4	6	2	4	2	2	3	4	7	3	12	0	1	1	0	26:28
2	McMillan, Kade		0	0	0	0	0	0	0	0	0	0	0	0	0	0	0	1:21
20	Barritt, Dillon		1	6	1	4	2	2	1	2	3	1	5	0	2	0	0	14:52
23	Louderback, Clayton		1	1	1	1	0	0	0	2	2	4	3	0	2	0	0	17:09
TEAM REBOUNDS									0	5	5				0			
Team Totals			18	39	7	16	17	34	9	23	32	17	60	1	14	4	6	180

Total FG% - 1st: 10/23 0.435 2nd and OTs: 8/16 0.500 Game: 0.462 Deadball  
3-PT FG% - 1st: 4/10 0.400 2nd and OTs: 3/6 0.500 Game: 0.438 Rebounds  
Total FT% - 1st: 2/5 0.400 2nd and OTs: 15/29 0.517 Game: 0.500 (8,0)

Technical Fouls: LSR (0)  
: UPT (0)

OFFICIALS :  
ATTENDANCE : 0

SCORE BY PERIODS	1st	2nd	3rd	4th	OT1	TOTAL
Little Snake River	16	7	8	22	4	57
Upton	15	11	10	17	7	60

Last FG: Little Snake River OT1- 1:51, Upton OT1- 2:03  
Largest lead: Little Snake River by 3 OT1- 2:42, Upton by 8 3rd- 5:28  
Score tied: 10 times, Lead changed: 18 times

Date: 3/3/2016  
 Time: 4:30 pm

Arena: Casper Events Center  
 City, State: Casper, WY

**VISITOR: Little Snake River ( )**

NO	PLAYER	P	TOT-FG		3-PT		REBOUNDS										MIN	
			FG	FGA	FG	FGA	FT	FTA	OFF	DEF	TOT	PF	TP	A	TO	BK		S
1	Gourlay, Kirstin	*	7	11	1	5	6	7	2	5	7	3	21	3	2	0	2	27:26
2	Stanley, Addie	*	4	8	2	3	0	0	0	1	1	1	10	0	0	0	4	29:15
3	Moon, Karlee	*	1	3	1	2	2	4	0	1	1	5	5	1	5	0	1	15:30
13	Olson, Amy	*	1	2	0	0	0	0	1	2	3	0	2	0	0	0	0	14:32
14	Hedges, Lilia	*	6	8	0	0	3	7	3	9	12	2	15	1	4	1	1	28:30
0	Corson, Addie		0	0	0	0	0	0	0	1	1	1	0	0	1	0	0	6:44
4	Wille, Whitney		0	1	0	0	0	0	0	0	0	0	0	0	0	0	0	9:42
5	Dietrich, Kami		0	1	0	1	0	0	0	1	1	1	0	0	0	0	0	5:11
10	Wilkerson, Kilie		3	5	0	0	0	0	0	0	0	1	6	0	4	0	0	23:10
TEAM REBOUNDS									0	6	6						0	
Team Totals			22	39	4	11	11	18	6	26	32	14	59	5	16	1	8	160

Total FG% - 1st: 12/19 0.632 2nd: 10/20 0.500 Game: 0.564 Deadball  
 3-PT FG% - 1st: 2/5 0.400 2nd: 2/6 0.333 Game: 0.364 Rebounds  
 Total FT% - 1st: 2/7 0.286 2nd: 9/11 0.818 Game: 0.611 (3,0)

**HOME: Upton ( )**

NO	PLAYER	P	TOT-FG		3-PT		REBOUNDS										MIN	
			FG	FGA	FG	FGA	FT	FTA	OFF	DEF	TOT	PF	TP	A	TO	BK		S
3	Olson, Josie	*	8	16	2	5	1	1	0	1	1	4	19	1	3	0	2	28:59
4	Grubbs, Mackenzie	*	1	8	0	3	0	1	4	2	6	0	2	0	3	1	4	27:25
12	Rhoden, Grace	*	3	8	0	1	3	4	4	3	7	5	9	0	1	0	0	28:06
22	Claycomb, Laine	*	0	7	0	3	1	2	1	0	1	3	1	0	2	0	0	30:28
42	Rankin, Sara	*	2	12	0	0	3	7	7	4	11	4	7	0	1	0	0	23:11
10	Materi, Adrianna		0	0	0	0	0	0	0	0	0	0	0	0	0	0	0	0:27
32	Rhoden, Clover		0	6	0	0	1	2	3	1	4	1	1	0	2	0	0	11:07
44	Sharkey, Emily		0	1	0	0	0	0	1	3	4	0	0	0	2	0	1	10:17
TEAM REBOUNDS									0	2	2						0	
Team Totals			14	58	2	12	9	17	20	16	36	17	39	1	14	1	7	160

Total FG% - 1st: 4/22 0.182 2nd: 10/36 0.278 Game: 0.241 Deadball  
 3-PT FG% - 1st: 1/6 0.167 2nd: 1/6 0.167 Game: 0.167 Rebounds  
 Total FT% - 1st: 6/10 0.600 2nd: 3/7 0.429 Game: 0.529 (4,0)

Technical Fouls: LSR (0)  
 : UPT (0)

OFFICIALS :  
 ATTENDANCE : 0

SCORE BY PERIODS	1st	2nd	3rd	4th	TOTAL
Little Snake River	14	14	19	12	59
Upton	9	6	9	15	39

Last FG: Little Snake River 4th- 1:35, Upton 4th- 2:09  
 Largest lead: Little Snake River by 24 3rd- 1:05, Upton by 1 1st- 7:27  
 Score tied: 0 times, Lead changed: 2 times

Date: 3/4/2016  
 Time: 6:00 pm

Arena: Casper Events Center  
 City, State: Casper, WY

**VISITOR: Lyman ( )**

NO	PLAYER	P	TOT-FG		3-PT		FT		FTA		REBOUNDS						MIN		
			FG	FGA	FG	FGA	FT	FTA	OFF	DEF	TOT	PF	TP	A	TO	BK		S	
1	Jaggi, JoDee	*	0	2	0	1	0	0	0	0	2	2	5	0	0	3	0	0	18:25
2	Jaggi, Trigger	*	1	8	1	5	0	0	3	2	5	1	3	1	0	0	3	20:06	
12	Limoges, Peyton	*	3	12	0	0	2	5	4	0	4	4	8	0	5	0	4	19:27	
14	Bradshaw, McKinley	*	2	4	1	2	2	2	3	3	6	4	7	1	1	0	2	22:58	
15	Bradshaw, McCaslynn	*	3	13	3	9	3	4	1	2	3	1	12	1	6	0	3	24:19	
3	Walker, Chesney		0	0	0	0	2	2	0	0	0	1	2	0	2	0	2	2:00	
4	Eyre, Cedar		1	4	1	2	0	0	0	0	0	1	3	0	0	0	1	4:23	
5	Jackson, Emily		2	9	1	5	2	4	1	2	3	0	7	1	3	0	2	20:20	
11	Walker, Lyndee		0	1	0	0	0	0	0	0	0	0	0	0	2	0	1	10:49	
13	Bradshaw, McKailey		1	3	0	0	0	2	0	1	1	2	2	0	1	0	1	9:32	
20	Turner, Brianna		0	2	0	0	0	0	0	1	1	0	0	0	0	0	0	5:41	
21	Rogers, Kyleigh		0	0	0	0	0	0	0	0	0	0	0	0	0	0	0	2:00	
TEAM REBOUNDS																			
Team Totals			13	58	7	24	11	19	12	13	25	19	44	4	23	0	19	160	

Total FG% - 1st: 6/24 0.250 2nd: 7/34 0.206 Game: 0.224 Deadball  
 3-PT FG% - 1st: 4/11 0.364 2nd: 3/13 0.231 Game: 0.292 Rebounds  
 Total FT% - 1st: 3/7 0.429 2nd: 8/12 0.667 Game: 0.579 (4,2)

**HOME: Pine Bluffs ( )**

NO	PLAYER	P	TOT-FG		3-PT		FT		FTA		REBOUNDS						MIN	
			FG	FGA	FG	FGA	FT	FTA	OFF	DEF	TOT	PF	TP	A	TO	BK		S
10	Shelitt, Sierra	*	3	5	2	4	2	2	0	8	8	2	10	1	4	0	0	27:27
11	Bufford, Azhane	*	7	11	0	1	3	4	4	10	14	2	17	1	5	1	2	26:39
14	Golding, Jadyne	*	1	5	0	0	3	5	0	1	1	3	5	3	4	0	4	26:26
20	Ragsdale, Kammie	*	7	13	0	3	1	2	2	9	11	3	15	1	8	0	0	31:14
31	Chrystal, Montanna	*	6	8	0	0	4	6	0	5	5	2	16	3	4	0	3	29:36
13	Fornstrom, Taylen		0	0	0	0	0	0	0	0	0	1	0	0	3	0	1	4:06
22	Darden, Brooke		0	0	0	0	2	2	0	0	0	2	2	0	2	0	1	6:49
40	Fornstrom, Melissa		0	0	0	0	2	2	0	0	0	0	2	0	1	0	0	6:09
44	Culp, Ashlyn		0	1	0	0	0	0	0	0	0	1	0	0	3	0	2	1:03
45	Thurin, Kayla		0	0	0	0	0	0	0	0	0	0	0	0	0	0	0	0:31
TEAM REBOUNDS																		
Team Totals			24	43	2	8	17	23	6	34	40	16	67	9	34	1	13	160

Total FG% - 1st: 12/24 0.500 2nd: 12/19 0.632 Game: 0.558 Deadball  
 3-PT FG% - 1st: 2/6 0.333 2nd: 0/2 0.000 Game: 0.250 Rebounds  
 Total FT% - 1st: 9/11 0.818 2nd: 8/12 0.667 Game: 0.739 (3,4)

Technical Fouls: LYM (0)  
 : PBL (0)

OFFICIALS :  
 ATTENDANCE : 0

SCORE BY PERIODS	1st	2nd	3rd	4th	TOTAL
Lyman	14	5	5	20	44
Pine Bluffs	16	19	13	19	67

Last FG: Lyman 4th- 1:09, Pine Bluffs 4th- 1:22  
 Largest lead: Lyman by 5 1st- 7:04, Pine Bluffs by 31 4th- 5:14  
 Score tied: 1 times, Lead changed: 4 times

Date: 3/5/2016  
 Time: 10:30 am

Arena: Casper Events Center  
 City, State: Casper, WY

**VISITOR: Lyman ( )**

NO	PLAYER	P	TOT-FG		3-PT		FT		REBOUNDS		PF	TP	A	TO	BK	S	MIN	
			FG	FGA	FG	FGA	FT	FTA	OFF	DEF								TOT
1	Jaggi, JoDee	*	0	0	0	0	0	0	4	2	6	1	0	1	3	0	1	15:30
2	Jaggi, Trigger	*	3	11	1	4	0	3	2	2	4	3	7	1	4	1	1	24:38
12	Limoges, Peyton	*	3	9	0	1	7	10	0	1	1	13	0	3	1	2	25:06	
15	Bradshaw, McCaslynn	*	5	9	0	2	0	0	0	0	5	10	0	4	1	6	14:38	
20	Turner, Brianna	*	0	2	0	0	2	4	0	3	3	4	2	0	1	0	1	10:57
3	Walker, Chesney		0	0	0	0	0	0	0	0	0	0	0	0	0	0	0	1:09
4	Eyre, Cedar		0	1	0	1	0	0	0	1	1	0	0	0	2	0	0	3:04
5	Jackson, Emily		0	1	0	0	0	0	1	0	1	3	0	0	2	0	1	17:47
11	Walker, Lyndee		1	3	0	0	2	4	3	4	7	3	4	0	4	0	0	9:46
13	Bradshaw, McKailey		6	8	0	0	2	7	2	5	7	2	14	0	2	0	2	16:37
14	Bradshaw, McKinley		7	15	1	4	3	6	7	8	15	2	18	4	5	0	5	17:47
21	Rogers, Kyleigh		0	0	0	0	1	2	0	1	1	0	1	0	0	0	0	2:17
TEAM REBOUNDS									0	2	2							
Team Totals			25	59	2	12	17	36	19	29	48	24	69	6	30	3	19	160

Total FG% - 1st: 13/32 0.406 2nd: 12/27 0.444 Game: 0.424 Deadball  
 3-PT FG% - 1st: 1/7 0.143 2nd: 1/5 0.200 Game: 0.167 Rebounds  
 Total FT% - 1st: 5/12 0.417 2nd: 12/24 0.500 Game: 0.472 (6,3)

**HOME: Wyoming Indian ( )**

NO	PLAYER	P	TOT-FG		3-PT		FT		REBOUNDS		PF	TP	A	TO	BK	S	MIN	
			FG	FGA	FG	FGA	FT	FTA	OFF	DEF								TOT
22	Trosper, Joely	*	1	3	0	1	0	0	2	2	4	5	2	0	2	1	1	14:08
30	Mitchell, Rhiannon	*	2	8	0	0	3	4	2	2	4	5	7	3	6	0	4	24:34
31	Brown, Amryn	*	7	12	2	6	6	13	1	2	3	1	22	1	8	0	6	27:04
32	Gambler, Morning	*	3	12	2	7	1	2	2	2	4	0	9	0	3	0	2	22:30
52	St. Clair, Shaunte	*	1	3	0	0	3	4	0	6	6	5	5	0	6	1	1	17:51
5	Harding, Kayleen		0	0	0	0	0	0	0	2	2	1	0	0	0	0	0	2:50
13	Trosper, Teanna		2	2	0	0	2	4	1	1	2	1	6	0	1	0	1	14:13
21	Norris, Shoshanna		0	3	0	2	1	2	0	1	1	0	1	0	1	0	0	9:00
23	Trosper, Alexandria		6	8	0	0	0	0	0	3	3	5	12	2	4	1	3	17:55
55	Antelope, Jada		0	4	0	0	0	0	0	1	1	1	0	0	1	0	0	9:55
TEAM REBOUNDS									0	3	3							
Team Totals			22	55	4	16	16	29	8	25	33	24	64	6	32	3	18	160

Total FG% - 1st: 11/25 0.440 2nd: 11/30 0.367 Game: 0.400 Deadball  
 3-PT FG% - 1st: 2/7 0.286 2nd: 2/9 0.222 Game: 0.250 Rebounds  
 Total FT% - 1st: 7/15 0.467 2nd: 9/14 0.643 Game: 0.552 (4,6)

Technical Fouls: LYM (0)  
 : WYI (0)

OFFICIALS :  
 ATTENDANCE : 0

SCORE BY PERIODS	1st	2nd	3rd	4th	TOTAL
Lyman	9	23	21	16	69
Wyoming Indian	19	12	10	23	64

Last FG: Lyman 4th- 1:51, Wyoming Indian 4th- 2:45  
 Largest lead: Lyman by 15 4th- 7:42, Wyoming Indian by 10 1st- 0:40  
 Score tied: 1 times, Lead changed: 7 times

# WHSAA Basketball - Game Box Score

## Mountain View High School Buffalos vs. Lovell High School Bulldogs

**Date: 03/11/2016 Time: 9am Site: Casper College Attendance: Unknown**

### Visitors: Lovell High School Bulldogs

##	Name	P	FG	3 Pt	FT	PTS	ORB	DRB	TR	PF	AST	TO	BS	ST	MIN
4	* Madison Harper		1/1	0/0	1/2	3	0	0	0	0	0	2	0	0	19:28
5	* Mykelle Nichols		4/6	0/0	6/10	14	1	2	3	4	4	2	0	4	27:25
10	Shelby Wardell		1/4	1/4	2/2	5	0	1	1	0	0	1	0	1	16:24
11	* Savanna Savage		2/5	0/0	4/4	8	3	6	9	2	0	0	2	0	25:39
12	Mikkel McIntosh		0/0	0/0	0/0	0	0	0	0	0	0	0	0	1	1:17
20	Trysa Flood		1/2	0/0	0/0	2	0	1	1	1	0	0	0	1	9:29
21	* Charri McArthur		4/12	2/7	6/8	16	0	1	1	4	1	1	0	2	22:18
24	Emily Snell		2/4	0/0	0/0	4	2	1	3	2	0	1	0	1	13:54
30	MandiJo Baxendale		0/0	0/0	0/0	0	0	0	0	0	0	0	0	0	0:04
33	* Sara Clark		0/3	0/0	3/5	3	3	1	4	1	0	1	0	0	20:10
34	Madison Bryson		0/2	0/0	0/0	0	0	0	0	0	0	1	0	0	3:52
	Team						5	5	10						
	<b>Totals</b>		<b>15/39</b>	<b>3/11</b>	<b>22/31</b>	<b>55</b>	<b>14</b>	<b>18</b>	<b>32</b>	<b>14</b>	<b>5</b>	<b>9</b>	<b>2</b>	<b>10</b>	<b>160</b>

<b>Total FG</b>	1st Half	10/25	40.0%	2nd Half	5/14	35.7%	Game	15/39	38.5%
<b>3 PT FG</b>	1st Half	2/7	28.6%	2nd Half	1/4	25.0%	Game	3/11	27.3%
<b>Free Throws</b>	1st Half	5/6	83.3%	2nd Half	17/25	68.0%	Game	22/31	71.0%

### Home: Mountain View High School Buffalos

##	Name	P	FG	3 Pt	FT	PTS	ORB	DRB	TR	PF	AST	TO	BS	ST	MIN
1	* Alexis Stoddard		2/9	1/4	3/4	8	4	0	4	3	0	4	0	2	28:49
2	* Marley Newton		0/7	0/3	2/2	2	1	3	4	5	0	0	0	0	31:32
3	Ailee Bugas		0/0	0/0	0/0	0	0	0	0	0	0	0	0	0	0:10
4	Mashayla Hurdsman		0/1	0/1	0/0	0	0	0	0	0	0	0	0	0	0:28
5	* Alyx Wells		3/16	2/12	0/2	8	5	2	7	4	0	2	0	1	28:34
10	Baylee Tims		0/0	0/0	0/0	0	0	0	0	0	0	1	0	0	3:32
11	Kyla Hoopes		0/3	0/0	1/2	1	1	0	1	2	0	2	0	0	13:09
12	* Shania Aimone		7/12	0/0	2/3	16	6	3	9	5	1	2	1	1	27:07
13	* Taylor Meeks		5/8	0/0	2/2	12	6	3	9	3	0	1	4	1	26:25
20	Karlee Hereford		0/0	0/0	0/0	0	0	0	0	0	0	0	0	0	DNP
21	Lyndee Hereford		0/0	0/0	0/0	0	0	0	0	0	0	0	0	0	DNP
23	Morgan Johnson		0/0	0/0	0/0	0	0	0	0	0	0	0	0	0	0:14
	Team						1	5	6						
	<b>Totals</b>		<b>17/56</b>	<b>3/20</b>	<b>10/15</b>	<b>47</b>	<b>24</b>	<b>16</b>	<b>40</b>	<b>22</b>	<b>1</b>	<b>12</b>	<b>5</b>	<b>5</b>	<b>160</b>

<b>Total FG</b>	1st Half	5/26	19.2%	2nd Half	12/30	40.0%	Game	17/56	30.4%
<b>3 PT FG</b>	1st Half	0/6	0.00%	2nd Half	3/14	21.4%	Game	3/20	15.0%
<b>Free Throws</b>	1st Half	3/4	75.0%	2nd Half	7/11	63.6%	Game	10/15	66.7%

	Lov Mou			Lov Mou			Lov Mou		
Free Throw Pts	22	10	3Pt Points	9	9	Pts/Possession	1.12	0.92	
Pts off Turnovers	19	7	2nd Chance Points	10	24	Pts off Bench	11	1	
Total Rebounds	32	40	Team Rebounds	10	6	Dead Ball Reb	3	2	
Off Rebound %	46.7	57.1	Def Rebound %	42.9	53.3	Total Rebound %	44.4	55.6	
3Pt Efficiency	-1.3	-10.9	Def. Stops	30	25	Pts/Shot	1.02	0.75	
Technical Fouls	<b>Lov</b>	None							
	<b>Mou</b>	None							
Officials	Unknown								

	Qtr 1	Qtr 2	Qtr 3	Qtr 4	OT 1	OT 2	OT 3	OT 4	Total
<b>Lovell High School Bulldogs</b>	16	11	9	19	0	0	0	0	<b>55</b>
<b>Mountain View High School Buffalos</b>	2	11	10	24	0	0	0	0	<b>47</b>

**Largest Lead** Mou 19 Lov 36 (17 pts) **Lead Changes** 0 **Number of Ties** 0

**Comments:** None

# WHSAA Basketball - Game Box Score

## Mountain View High School Buffalos vs. Rawlins High School Outlaws

**Date: 3/10/2016 Time: 9am Site: Casper Events Center Attendance: Unknown**

### Visitors: Rawlins High School Outlaws

##	Name	P	FG	3 Pt	FT	PTS	ORB	DRB	TR	PF	AST	TO	BS	ST	MIN
0	* Bailey Forney		4/13	1/5	5/7	14	2	4	6	4	1	3	3	2	26:09
1	* Carson Hilim		1/5	1/5	0/0	3	2	0	2	0	2	2	0	0	31:56
2	Olyvia Pacheco		3/11	0/0	2/7	8	3	7	10	2	0	2	0	4	27:36
3	Alyssa Taylor		0/0	0/0	0/0	0	0	0	0	0	0	0	0	0	DNP
4	Sadie Forney		0/0	0/0	0/0	0	0	0	0	0	0	0	0	0	1:27
5	* Mariah Sheets		3/9	3/7	0/0	9	1	4	5	0	1	2	0	2	28:38
10	* Aubrey Jennings		1/3	0/1	0/0	2	1	0	1	0	0	4	0	1	12:14
13	Jordan Mendez		0/0	0/0	0/0	0	0	0	0	0	0	0	0	0	DNP
14	Stephanie Hernandez Torres		0/0	0/0	0/0	0	0	0	0	0	0	0	0	0	DNP
24	* Echo Martinez		0/1	0/0	0/0	0	1	2	3	4	0	0	0	0	10:27
30	AnneMarie McFarland		0/0	0/0	0/0	0	0	0	0	0	0	0	0	0	DNP
35	Madeline Mika		0/2	0/0	0/2	0	2	4	6	2	0	1	0	0	21:34
	Team						4	2	6			1			
	<b>Totals</b>		<b>12/44</b>	<b>5/18</b>	<b>7/16</b>	<b>36</b>	<b>16</b>	<b>23</b>	<b>39</b>	<b>12</b>	<b>4</b>	<b>15</b>	<b>3</b>	<b>9</b>	<b>160:01</b>

<b>Total FG</b>	1st Half	5/21	23.8%	2nd Half	7/23	30.4%	Game	12/44	27.3%
<b>3 PT FG</b>	1st Half	4/12	33.3%	2nd Half	1/6	16.7%	Game	5/18	27.8%
<b>Free Throws</b>	1st Half	3/6	50.0%	2nd Half	4/10	40.0%	Game	7/16	43.8%

### Home: Mountain View High School Buffalos

##	Name	P	FG	3 Pt	FT	PTS	ORB	DRB	TR	PF	AST	TO	BS	ST	MIN
1	* Alexis Stoddard		0/7	0/1	2/2	2	1	2	3	1	1	0	0	0	27:40
2	* Marley Newton		4/9	1/1	0/0	9	1	6	7	3	1	3	1	1	30:26
3	Ailee Bugas		0/0	0/0	0/0	0	0	0	0	0	0	0	0	0	DNP
4	Mashayla Hurdsman		0/0	0/0	0/0	0	0	0	0	0	0	0	0	0	DNP
5	* Alyx Wells		2/9	2/9	0/0	6	0	0	0	1	0	2	0	0	31:07
10	Baylee Tims		0/0	0/0	0/0	0	0	0	0	0	0	0	0	0	1:37
11	Kyla Hoopes		0/1	0/1	0/0	0	0	1	1	1	0	1	0	0	10:11
12	* Shania Aimone		2/6	0/0	5/6	9	2	3	5	4	3	4	1	1	28:09
13	* Taylor Meeks		2/8	0/0	3/4	7	3	3	6	3	0	4	7	2	30:50
20	Karlee Hereford		0/0	0/0	0/0	0	0	0	0	0	0	0	0	0	DNP
21	Lyndee Hereford		0/0	0/0	0/0	0	0	0	0	0	0	0	0	0	DNP
23	Morgan Johnson		0/0	0/0	0/0	0	0	0	0	0	0	0	0	0	DNP
	Team						2	5	7						
	<b>Totals</b>		<b>10/40</b>	<b>3/12</b>	<b>10/12</b>	<b>33</b>	<b>9</b>	<b>20</b>	<b>29</b>	<b>13</b>	<b>5</b>	<b>14</b>	<b>9</b>	<b>4</b>	<b>160</b>

<b>Total FG</b>	1st Half	6/22	27.3%	2nd Half	4/18	22.2%	Game	10/40	25.0%
<b>3 PT FG</b>	1st Half	1/5	20.0%	2nd Half	2/7	28.6%	Game	3/12	25.0%
<b>Free Throws</b>	1st Half	6/8	75.0%	2nd Half	4/4	100%	Game	10/12	83.3%

	Raw Mou			Raw Mou			Raw Mou	
Free Throw Pts	7	10	3Pt Points	15	9	Pts/Possession	0.72	0.65
Pts off Turnovers	10	2	2nd Chance Points	11	6	Pts off Bench	8	0
Total Rebounds	39	29	Team Rebounds	6	7	Dead Ball Reb	5	0
Off Rebound %	44.4	28.1	Def Rebound %	71.9	55.6	Total Rebound %	57.4	42.6
3Pt Efficiency	+9.8	+8.3	Def. Stops	37	35	Pts/Shot	0.69	0.72
Technical Fouls	<b>Raw</b>	None						
	<b>Mou</b>	None						
Officials	Unknown							

	Qtr 1	Qtr 2	Qtr 3	Qtr 4	OT 1	OT 2	OT 3	OT 4	Total
<b>Rawlins High School Outlaws</b>	7	10	8	11	0	0	0	0	<b>36</b>
<b>Mountain View High School Buffalos</b>	11	8	5	9	0	0	0	0	<b>33</b>

**Largest Lead** Mou 15 Raw 7 (8 pts) **Lead Changes** 7 **Number of Ties** 4  
**Comments:** None

# WHSAA Basketball - Game Box Score

## Natrona County High School Fillies vs. Campbell County High School Camels

**Date: 03/12/2016 Time: 5:00 pm Site: Casper Events Center Attendance: Unknown**

### Visitors: Campbell County High School Camels

##	Name	P	FG	3 Pt	FT	PTS	ORB	DRB	TR	PF	AST	TO	BS	ST	MIN
3	* Abby Moerkerke		1/4	1/1	0/0	3	1	0	1	4	0	3	0	1	13:29
4	* Kalina Smith		4/9	3/6	3/3	14	0	4	4	0	1	2	2	1	23:46
12	Kennedy Wilkerson		0/1	0/1	2/2	2	1	1	2	4	1	0	0	0	8:35
13	Shyann Russell		1/4	0/1	1/2	3	0	1	1	1	2	3	0	0	12:36
20	Madison Hieb		1/2	0/0	0/0	2	1	0	1	0	0	0	0	0	1:58
23	* Brooke Cargal		3/6	2/5	2/2	10	2	0	2	1	1	2	0	1	16:52
24	Lauren Hallcroft		3/6	1/1	3/6	10	4	2	6	2	1	1	0	0	17:36
30	* Jessie Geer		11/15	0/0	2/4	24	3	5	8	2	1	6	0	4	23:59
31	Kierra Cutright		1/1	0/0	0/0	2	0	2	2	4	1	0	0	1	8:45
33	Rylie Pilon		3/4	0/0	0/0	6	0	0	0	1	1	0	0	0	14:28
34	* Haley Urbatsch		4/9	0/3	0/0	8	0	1	1	0	0	0	0	0	15:58
35	Mollie Wilson		0/0	0/0	0/0	0	0	1	1	0	0	0	0	0	1:58
	Team						1	7	8						
	<b>Totals</b>		<b>32/61</b>	<b>7/18</b>	<b>13/19</b>	<b>84</b>	<b>13</b>	<b>24</b>	<b>37</b>	<b>19</b>	<b>9</b>	<b>17</b>	<b>2</b>	<b>8</b>	<b>160</b>

<b>Total FG</b>	1st Half	16/30	53.3%	2nd Half	16/31	51.6%	Game	32/61	52.5%
<b>3 PT FG</b>	1st Half	4/10	40.0%	2nd Half	3/8	37.5%	Game	7/18	38.9%
<b>Free Throws</b>	1st Half	5/10	50.0%	2nd Half	8/9	88.9%	Game	13/19	68.4%

### Home: Natrona County High School Fillies

##	Name	P	FG	3 Pt	FT	PTS	ORB	DRB	TR	PF	AST	TO	BS	ST	MIN
1	Jordan Quig		0/0	0/0	0/0	0	0	0	0	1	0	0	0	0	1:58
2	Abby Ellbogen		0/1	0/0	0/0	0	1	1	2	2	2	3	0	1	17:37
3	* Katie Mayhue		6/14	0/6	3/5	15	2	0	2	0	0	0	0	1	24:36
4	* Abby Switzer		7/14	4/8	4/4	22	1	1	2	3	1	4	0	1	25:15
20	* Sarah Jones		3/10	0/6	2/5	8	0	2	2	4	3	5	0	0	25:50
23	Jaye Johnson		1/4	0/1	0/0	2	0	1	1	0	0	1	1	0	11:11
25	Amber Johnson		0/0	0/0	1/2	1	0	1	1	0	0	0	0	0	5:14
30	* Kristy Dick		1/7	0/1	4/6	6	6	6	12	4	0	4	1	2	21:23
33	Sierra Force		0/0	0/0	0/0	0	0	0	0	0	0	0	0	0	1:58
35	* Emily Robertson		1/4	0/1	0/0	2	2	2	4	3	0	0	0	0	12:13
42	Ashton Hallsted		3/4	0/0	0/0	6	1	3	4	2	0	2	0	0	10:47
51	Marquel Gibson		0/0	0/0	0/0	0	0	0	0	1	0	0	0	0	1:58
	Team						3	2	5						
	<b>Totals</b>		<b>22/58</b>	<b>4/23</b>	<b>14/22</b>	<b>62</b>	<b>16</b>	<b>19</b>	<b>35</b>	<b>20</b>	<b>6</b>	<b>19</b>	<b>2</b>	<b>5</b>	<b>160</b>

<b>Total FG</b>	1st Half	11/32	34.4%	2nd Half	11/26	42.3%	Game	22/58	37.9%
<b>3 PT FG</b>	1st Half	2/12	16.7%	2nd Half	2/11	18.2%	Game	4/23	17.4%
<b>Free Throws</b>	1st Half	4/6	66.7%	2nd Half	10/16	62.5%	Game	14/22	63.6%

	Cam	Nat		Cam	Nat		Cam	Nat
Free Throw Pts	13	14	3Pt Points	21	12	Pts/Possession	1.17	0.86
Pts off Turnovers	25	17	2nd Chance Points	27	7	Pts off Bench	25	9
Total Rebounds	37	35	Team Rebounds	8	5	Dead Ball Reb	3	4
Off Rebound %	40.6	40.0	Def Rebound %	60.0	59.4	Total Rebound %	51.4	48.6
3Pt Efficiency	+0.1	-16.9	Def. Stops	43	36	Pts/Shot	1.20	0.90
Technical Fouls	Cam	None						
	Nat	None						
Officials	Unknown							

	Qtr 1	Qtr 2	Qtr 3	Qtr 4	OT 1	OT 2	OT 3	OT 4	Total
<b>Campbell County High School Camels</b>	17	24	20	23	0	0	0	0	<b>84</b>
<b>Natrona County High School Fillies</b>	14	14	18	16	0	0	0	0	<b>62</b>

**Largest Lead** Nat 62 Cam 84 (22 pts) **Lead Changes** 3 **Number of Ties** 4  
**Comments:** None



# WHSAA Basketball - Game Box Score

## Natrona County High School Fillies vs. Cheyenne Central High School Indians

**Date: 3/10/2016 Time: 10:30am Site: Casper College Attendance: Unknown**

### Visitors: Cheyenne Central High School Indians

##	Name	P	FG	3 Pt	FT	PTS	ORB	DRB	TR	PF	AST	TO	BS	ST	MIN
3	* Sammy Geyer		0/1	0/0	0/0	0	1	10	11	0	0	2	1	0	27:34
10	Jada Ybarra		0/3	0/2	0/0	0	0	0	0	0	0	1	0	0	7:51
11	* Allee Williamson		1/3	0/0	0/0	2	0	0	0	4	0	3	0	0	18:13
13	Kylee Johnston		0/1	0/0	0/0	0	0	0	0	0	0	0	0	0	1:35
15	* Claire Swanson		9/16	5/7	2/3	25	1	2	3	3	0	5	0	1	31:10
21	* Abby Fearneyhough		4/9	1/3	1/2	10	1	1	2	1	0	5	0	0	26:55
25	Rylee Whalen		0/0	0/0	0/0	0	0	0	0	0	0	0	0	0	0:50
33	* Sarah Krysl		0/3	0/1	0/0	0	0	3	3	3	0	2	0	0	27:40
35	Briana Roybal		0/2	0/0	0/0	0	1	0	1	0	0	0	0	0	1:35
41	Maeci Jackson		1/1	0/0	0/0	2	0	0	0	0	0	0	0	0	1:35
42	Michaela Shulte		0/0	0/0	0/1	0	0	0	0	1	0	0	0	0	1:35
43	Amanda Troastle		2/4	2/4	0/0	6	0	0	0	0	0	1	0	0	13:20
	Team						2	6	8			1			
	<b>Totals</b>		<b>17/43</b>	<b>8/17</b>	<b>3/6</b>	<b>45</b>	<b>6</b>	<b>22</b>	<b>28</b>	<b>12</b>	<b>0</b>	<b>20</b>	<b>1</b>	<b>1</b>	<b>159:53</b>

<b>Total FG</b>	1st Half	7/19	36.8%	2nd Half	10/24	41.7%	Game	17/43	39.5%
<b>3 PT FG</b>	1st Half	4/10	40.0%	2nd Half	4/7	57.1%	Game	8/17	47.1%
<b>Free Throws</b>	1st Half	0/0	0.00%	2nd Half	3/6	50.0%	Game	3/6	50.0%

### Home: Natrona County High School Fillies

##	Name	P	FG	3 Pt	FT	PTS	ORB	DRB	TR	PF	AST	TO	BS	ST	MIN
1	Jordan Quig		0/1	0/1	1/2	1	0	0	0	0	0	1	0	0	1:35
2	Abby Ellbogen		1/5	1/2	2/2	5	0	0	0	2	0	1	1	1	16:41
3	* Katie Mayhue		5/12	2/7	0/0	12	0	0	0	2	1	0	0	2	21:44
4	* Abby Switzer		4/9	1/3	0/0	9	1	1	2	2	1	3	0	0	19:32
20	* Sarah Jones		5/8	4/6	0/0	14	1	2	3	1	0	1	0	0	21:06
23	Jaye Johnson		3/5	0/1	1/2	7	0	2	2	0	0	0	0	0	15:50
25	Amber Johnson		1/3	0/2	2/2	4	1	0	1	0	0	1	0	0	9:47
30	* Kristy Dick		0/6	0/1	1/2	1	4	4	8	1	1	3	0	1	19:30
33	Sierra Force		1/1	0/0	0/0	2	1	0	1	1	0	0	0	0	3:15
35	* Emily Robertson		3/6	0/0	0/0	6	1	9	10	1	0	1	0	0	19:04
42	Ashton Hallsted		2/4	0/0	0/0	4	2	0	2	3	0	0	0	0	11:56
51	Marquel Gibson		0/0	0/0	0/0	0	0	0	0	0	0	0	0	0	DNP
	Team						3	3	6						
	<b>Totals</b>		<b>25/60</b>	<b>8/23</b>	<b>7/10</b>	<b>65</b>	<b>14</b>	<b>21</b>	<b>35</b>	<b>13</b>	<b>3</b>	<b>11</b>	<b>1</b>	<b>4</b>	<b>160</b>

<b>Total FG</b>	1st Half	13/33	39.4%	2nd Half	12/27	44.4%	Game	25/60	41.7%
<b>3 PT FG</b>	1st Half	4/15	26.7%	2nd Half	4/8	50.0%	Game	8/23	34.8%
<b>Free Throws</b>	1st Half	2/4	50.0%	2nd Half	5/6	83.3%	Game	7/10	70.0%

	Che	Nat		Che	Nat		Che	Nat
Free Throw Pts	3	7	3Pt Points	24	24	Pts/Possession	0.75	1.07
Pts off Turnovers	11	19	2nd Chance Points	2	9	Pts off Bench	8	23
Total Rebounds	28	35	Team Rebounds	8	6	Dead Ball Reb	2	2
Off Rebound %	22.2	38.9	Def Rebound %	61.1	77.8	Total Rebound %	44.4	55.6
3Pt Efficiency	+24.0	+4.2	Def. Stops	33	41	Pts/Shot	0.98	1.00
Technical Fouls	<b>Che</b>	None						
	<b>Nat</b>	None						
Officials	Unknown							

	Qtr 1	Qtr 2	Qtr 3	Qtr 4	OT 1	OT 2	OT 3	OT 4	Total
<b>Cheyenne Central High School Indians</b>	7	11	16	11	0	0	0	0	<b>45</b>
<b>Natrona County High School Fillies</b>	16	16	14	19	0	0	0	0	<b>65</b>

**Largest Lead** Nat 64 Che 37 (27 pts) **Lead Changes** 0 **Number of Ties** 0  
**Comments:** None

# WHSAA Basketball - Game Box Score

## Newcastle High School Dogies vs. Powell High School Panthers

**Date: 3/10/2016 Time: 4:30pm Site: Casper Events Center Attendance: Eleventy thousand**

### Visitors: Powell High School Panthers

##	Name	P	FG	3 Pt	FT	PTS	ORB	DRB	TR	PF	AST	TO	BS	ST	MIN
10	Maddy Hanks		0/1	0/0	0/0	0	0	0	0	1	0	2	0	0	4:18
11	* Richelle Phister		0/3	0/2	0/0	0	0	1	1	1	1	2	0	0	14:03
12	Mariah Phister		0/0	0/0	0/0	0	0	0	0	0	0	0	0	0	DNP
15	Tayli Stenerson		1/2	1/2	0/0	3	1	2	3	1	1	2	0	1	21:45
20	* Breanna Donarski		3/13	2/6	4/6	12	1	1	2	4	0	3	0	0	30:27
21	Jordan Walsh		0/0	0/0	0/0	0	0	0	0	0	0	0	0	0	DNP
22	* Danna Hanks		2/8	0/2	1/3	5	4	3	7	4	0	4	0	2	26:51
24	* Dani Asay		2/9	0/2	0/2	4	1	4	5	2	0	2	0	0	27:45
25	Nicole Sanders		0/0	0/0	0/0	0	0	0	0	0	0	0	0	0	DNP
30	Rachel Bonander		1/2	0/0	1/2	3	1	1	2	0	0	0	1	1	14:47
35	Rachelle Cole		0/0	0/0	0/0	0	0	0	0	0	0	0	0	0	DNP
55	* Jennifer Bonander		1/7	1/1	0/0	3	1	4	5	0	0	0	0	0	20:04
Team							3	1	4			1			
<b>Totals</b>			<b>10/45</b>	<b>4/15</b>	<b>6/13</b>	<b>30</b>	<b>12</b>	<b>17</b>	<b>29</b>	<b>13</b>	<b>2</b>	<b>16</b>	<b>1</b>	<b>4</b>	<b>160</b>
<b>Total FG</b>			1st Half	6/24	25.0%	2nd Half	4/21	19.0%	Game	10/45	22.2%				
<b>3 PT FG</b>			1st Half	3/8	37.5%	2nd Half	1/7	14.3%	Game	4/15	26.7%				
<b>Free Throws</b>			1st Half	0/2	0.00%	2nd Half	6/11	54.5%	Game	6/13	46.2%				

### Home: Newcastle High School Dogies

##	Name	P	FG	3 Pt	FT	PTS	ORB	DRB	TR	PF	AST	TO	BS	ST	MIN
1	* Alyssa Dawson		3/5	2/4	0/0	8	1	2	3	2	0	2	0	0	12:11
3	Lexus Voekler		0/0	0/0	0/0	0	0	0	0	0	0	0	0	0	DNP
5	Makenzie Wagoner		0/0	0/0	0/0	0	0	0	0	0	0	0	0	0	DNP
11	Rachel Henkle		2/4	0/0	0/0	4	1	0	1	2	0	1	0	1	20:27
12	Sarah Henkle		0/0	0/0	0/0	0	0	0	0	0	0	0	0	0	DNP
13	* Kendra Back		1/3	0/0	0/0	2	0	3	3	1	0	2	0	0	26:59
15	Kaprina Jones		0/0	0/0	0/0	0	0	3	3	2	0	2	0	0	7:50
21	Rachel Ehlers		0/1	0/0	0/0	0	0	0	0	0	0	0	0	0	0:45
22	Alyssa Umphlett		1/1	0/0	0/0	2	0	1	1	1	0	1	0	1	9:25
24	* Abi Deveraux		3/7	0/1	1/4	7	0	3	3	4	0	2	0	0	26:57
31	* Hannah Cass		4/5	0/1	2/3	10	1	4	5	1	1	2	6	2	27:17
33	* Abby Gray		3/9	0/3	5/8	11	1	6	7	0	1	4	0	2	28:09
Team							1	5	6						
<b>Totals</b>			<b>17/35</b>	<b>2/9</b>	<b>8/15</b>	<b>44</b>	<b>5</b>	<b>27</b>	<b>32</b>	<b>13</b>	<b>2</b>	<b>16</b>	<b>6</b>	<b>6</b>	<b>160</b>
<b>Total FG</b>			1st Half	10/20	50.0%	2nd Half	7/15	46.7%	Game	17/35	48.6%				
<b>3 PT FG</b>			1st Half	1/4	25.0%	2nd Half	1/5	20.0%	Game	2/9	22.2%				
<b>Free Throws</b>			1st Half	0/0	0.00%	2nd Half	8/15	53.3%	Game	8/15	53.3%				

	Pow	New		Pow	New		Pow	New
Free Throw Pts	6	8	3Pt Points	12	6	Pts/Possession	0.55	0.81
Pts off Turnovers	11	14	2nd Chance Points	6	7	Pts off Bench	6	6
Total Rebounds	29	32	Team Rebounds	4	6	Dead Ball Reb	3	3
Off Rebound %	30.8	22.7	Def Rebound %	77.3	69.2	Total Rebound %	47.5	52.5
3Pt Efficiency	+13.3	-16.2	Def. Stops	33	43	Pts/Shot	0.59	1.05
Technical Fouls	Pow	None						
	New	None						
Officials	Unknown, ,							

	Qtr 1	Qtr 2	Qtr 3	Qtr 4	OT 1	OT 2	OT 3	OT 4	Total
<b>Powell High School Panthers</b>	8	7	6	9	0	0	0	0	<b>30</b>
<b>Newcastle High School Dogies</b>	13	8	13	10	0	0	0	0	<b>44</b>

**Largest Lead** New 44 Pow 30 (14 pts) **Lead Changes** 3 **Number of Ties** 1  
**Comments:** None

# WHSAA Basketball - Game Box Score

## Newcastle High School Dogies vs. Star Valley High School Braves

**Date: 03/11/2016 Time: 6pm Site: Casper College Attendance: Unknown**

### Visitors: Star Valley High School Braves

##	Name	P	FG	3 Pt	FT	PTS	ORB	DRB	TR	PF	AST	TO	BS	ST	MIN
4	Riley Haderlie		0/0	0/0	0/0	0	0	0	0	0	0	0	0	0	DNP
10	Shalee Guild		1/1	0/0	0/0	2	0	0	0	1	2	1	0	0	9:46
11	Shay Erickson		0/0	0/0	0/0	0	0	0	0	0	0	0	0	0	0:36
12	* Shania Warren		3/5	1/1	2/5	9	5	7	12	1	1	4	0	3	25:12
14	* Lindi Moore		4/9	1/3	1/2	10	0	3	3	1	1	2	0	1	25:21
21	* Rylee Burmester		0/3	0/0	2/10	2	2	2	4	1	1	3	0	0	18:09
22	McKynzi Erickson		0/0	0/0	0/0	0	0	0	0	0	0	0	0	0	0:36
24	Emalee Cazier		0/1	0/1	0/0	0	0	0	0	0	0	1	0	0	6:48
25	Kenadee Jenkins		3/5	0/0	4/4	10	0	2	2	2	0	1	1	0	17:17
31	* Morgan Dana		0/3	0/1	0/1	0	0	3	3	4	3	1	0	1	27:14
34	* Savannah Lucero		9/13	6/6	5/7	29	0	1	1	1	1	1	0	3	28:17
35	Trinity Teel		0/0	0/0	0/0	0	0	0	0	0	0	0	0	0	0:36
	Team						0	5	5			1			
	<b>Totals</b>		<b>20/40</b>	<b>8/12</b>	<b>14/29</b>	<b>62</b>	<b>7</b>	<b>23</b>	<b>30</b>	<b>11</b>	<b>9</b>	<b>15</b>	<b>1</b>	<b>8</b>	<b>159:52</b>

<b>Total FG</b>	1st Half	13/24	54.2%	2nd Half	7/16	43.8%	Game	20/40	50.0%
<b>3 PT FG</b>	1st Half	6/10	60.0%	2nd Half	2/2	100%	Game	8/12	66.7%
<b>Free Throws</b>	1st Half	3/7	42.9%	2nd Half	11/22	50.0%	Game	14/29	48.3%

### Home: Newcastle High School Dogies

##	Name	P	FG	3 Pt	FT	PTS	ORB	DRB	TR	PF	AST	TO	BS	ST	MIN
1	* Alyssa Dawson		2/5	0/1	0/0	4	3	0	3	2	0	0	0	0	8:50
3	Lexus Voekler		0/0	0/0	0/0	0	0	0	0	0	0	0	0	0	0:18
5	Makenzie Wagoner		0/0	0/0	0/0	0	0	0	0	0	0	0	0	0	0:18
11	Rachel Henkle		0/1	0/0	0/0	0	2	2	4	4	0	1	0	0	17:48
12	Sarah Henkle		0/0	0/0	0/0	0	0	0	0	0	0	0	0	0	0:57
13	* Kendra Back		0/0	0/0	1/2	1	1	5	6	2	0	7	1	2	27:10
15	Kaprina Jones		0/1	0/0	0/0	0	1	1	2	2	0	1	0	1	9:22
21	Rachel Ehlers		2/3	0/0	0/0	4	0	0	0	1	0	0	0	0	5:46
22	Alyssa Umphlett		2/4	0/0	0/3	4	0	0	0	2	0	1	0	0	15:26
24	* Abi Deveraux		2/6	0/0	0/0	4	1	1	2	3	0	0	0	0	21:08
31	* Hannah Cass		4/11	0/2	1/4	9	2	6	8	2	1	7	1	1	24:15
33	* Abby Gray		5/18	3/8	2/2	15	2	5	7	5	2	1	0	1	28:42
	Team						1	2	3						
	<b>Totals</b>		<b>17/49</b>	<b>3/11</b>	<b>4/11</b>	<b>41</b>	<b>13</b>	<b>22</b>	<b>35</b>	<b>23</b>	<b>3</b>	<b>18</b>	<b>2</b>	<b>5</b>	<b>160</b>

<b>Total FG</b>	1st Half	6/20	30.0%	2nd Half	11/29	37.9%	Game	17/49	34.7%
<b>3 PT FG</b>	1st Half	1/5	20.0%	2nd Half	2/6	33.3%	Game	3/11	27.3%
<b>Free Throws</b>	1st Half	2/2	100%	2nd Half	2/9	22.2%	Game	4/11	36.4%

	<b>SV</b>	<b>New</b>		<b>SV</b>	<b>New</b>		<b>SV</b>	<b>New</b>
Free Throw Pts	14	4	3Pt Points	24	9	Pts/Possession	1.00	0.69
Pts off Turnovers	18	2	2nd Chance Points	2	12	Pts off Bench	12	8
Total Rebounds	30	35	Team Rebounds	5	3	Dead Ball Reb	6	3
Off Rebound %	24.1	36.1	Def Rebound %	63.9	75.9	Total Rebound %	46.2	53.8
3Pt Efficiency	+38.1	+2.7	Def. Stops	41	37	Pts/Shot	1.15	0.76
Technical Fouls	<b>SV</b>		None					
	<b>New</b>		None					
Officials	Unknown							

	Qtr 1	Qtr 2	Qtr 3	Qtr 4	OT 1	OT 2	OT 3	OT 4	Total
<b>Star Valley High School Braves</b>	24	11	8	19	0	0	0	0	<b>62</b>
<b>Newcastle High School Dogies</b>	10	5	11	15	0	0	0	0	<b>41</b>

**Largest Lead** New 39 SV 62 (23 pts) **Lead Changes** 0 **Number of Ties** 0  
**Comments:** None

Date: 3/4/2016  
 Time: 10:30 am

Arena: Casper Events Center  
 City, State: Casper, WY

**VISITOR: Niobrara County ( )**

NO	PLAYER	P	TOT-FG		3-PT		FT		REBOUNDS		PF	TP	A	TO	BK	S	MIN	
			FG	FGA	FG	FGA	FT	FTA	OFF	DEF								TOT
13	Dockery, Lexie	*	6	18	4	9	2	2	0	2	2	1	18	2	0	0	0	23:59
21	Blackburn, Lexi	*	1	2	0	0	5	8	1	1	2	2	7	3	5	0	1	22:41
25	Hales, Trisha	*	3	4	0	0	0	0	1	4	5	2	6	1	1	0	0	23:06
41	Bannan, Angelina	*	0	1	0	0	0	0	0	0	0	2	0	0	0	0	0	8:44
55	Jensen, Amber	*	4	7	1	2	0	2	0	1	1	2	9	1	2	0	0	17:28
	1 Gilkey, Miranda		3	5	0	0	1	2	3	2	5	1	7	0	1	0	0	12:55
	4 Ceaglske, Emma		0	0	0	0	0	0	0	0	0	0	0	0	0	0	0	0:48
10	Pfister, Mattie		0	0	0	0	0	0	0	1	1	1	0	0	0	0	0	14:26
14	Gaukel, Taylor		0	1	0	0	3	7	0	3	3	3	3	1	0	0	0	13:12
23	Sturman, Sadie		0	0	0	0	0	0	0	0	0	0	0	0	1	0	1	0:48
40	Waldock, Makayla		0	0	0	0	0	0	0	0	0	0	0	0	0	0	0	0:48
52	Smith, Amanda		2	5	0	0	3	6	2	0	2	1	7	0	0	0	1	21:05
TEAM REBOUNDS									0	0	0							
Team Totals			19	43	5	11	14	27	7	14	21	15	57	8	10	0	3	160

Total FG% - 1st: 9/20 0.450 2nd: 10/23 0.435 Game: 0.442 Deadball  
 3-PT FG% - 1st: 2/5 0.400 2nd: 3/6 0.500 Game: 0.455 Rebounds  
 Total FT% - 1st: 5/13 0.385 2nd: 9/14 0.643 Game: 0.519 (9,3)

**HOME: Kemmerer ( )**

NO	PLAYER	P	TOT-FG		3-PT		FT		REBOUNDS		PF	TP	A	TO	BK	S	MIN	
			FG	FGA	FG	FGA	FT	FTA	OFF	DEF								TOT
1	McClaren, Morgan	*	6	10	2	2	5	5	2	6	8	3	19	2	6	0	2	31:08
2	Krall, Makayla	*	5	12	2	5	2	3	2	2	4	4	14	1	1	0	2	25:55
5	Brunski, Abby	*	6	13	4	8	1	2	0	2	2	2	17	3	1	0	1	31:23
13	Schramm, Bailey	*	1	4	1	1	0	0	0	1	1	4	3	1	0	0	0	18:14
32	Kelly, Rexanna	*	5	8	0	0	3	5	3	6	9	3	13	1	3	1	1	30:51
	3 Brunski, Taylor		0	3	0	1	0	0	2	1	3	1	0	0	1	0	0	11:05
14	Gregory, Grace		0	2	0	0	0	0	3	1	4	1	0	1	0	0	0	9:22
24	Magee, Bailie		0	0	0	0	0	0	0	0	0	3	0	1	0	0	0	2:02
TEAM REBOUNDS									0	0	0							
Team Totals			23	52	9	17	11	15	12	19	31	21	66	10	12	1	6	160

Total FG% - 1st: 13/31 0.419 2nd: 10/21 0.476 Game: 0.442 Deadball  
 3-PT FG% - 1st: 6/10 0.600 2nd: 3/7 0.429 Game: 0.529 Rebounds  
 Total FT% - 1st: 1/2 0.500 2nd: 10/13 0.769 Game: 0.733 (3,3)

Technical Fouls: NIO (0)  
 : KEM (0)

OFFICIALS :  
 ATTENDANCE : 0

SCORE BY PERIODS	1st	2nd	3rd	4th	TOTAL
Niobrara County	14	11	16	16	57
Kemmerer	15	18	18	15	66

Last FG: Niobrara County 4th- 3:05, Kemmerer 4th- 2:21  
 Largest lead: Niobrara County by 5 1st- 1:51, Kemmerer by 13 3rd- 0:19  
 Score tied: 1 times, Lead changed: 1 times

Date: 3/3/2016  
Time: 6:00 pm

Arena: Casper College  
City, State: Casper, WY

## VISITOR: Niobrara County ( )

NO	PLAYER	P	TOT-FG		3-PT		FT		REBOUNDS		PF	TP	A	TO	BK	S	MIN	
			FG	FGA	FG	FGA	FT	FTA	OFF	DEF								TOT
13	Dockery, Lexie	*	0	11	0	8	0	0	0	1	1	2	0	1	8	0	21:11	
21	Blackburn, Lexi	*	1	3	0	0	0	0	0	2	2	3	2	0	5	0	23:48	
25	Hales, Trisha	*	2	6	0	0	2	6	3	5	8	0	6	0	3	0	16:45	
41	Bannan, Angelina	*	0	2	0	0	0	0	0	1	1	2	0	0	0	0	10:04	
55	Jensen, Amber	*	1	2	0	1	0	2	0	3	3	0	2	0	3	0	16:04	
1	Gilkey, Miranda		2	7	0	0	0	0	1	2	3	1	4	1	0	0	15:39	
4	Ceaglske, Emma		2	3	1	1	0	0	0	0	0	5	0	0	0	0	2:16	
10	Pfister, Mattie		0	4	0	1	1	2	1	1	2	3	1	0	0	0	15:51	
14	Gaukel, Taylor		3	4	0	0	0	2	4	2	6	2	6	0	3	0	17:25	
23	Sturman, Sadie		0	0	0	0	0	0	0	0	0	0	0	0	0	0	1:44	
40	Waldock, Makayla		0	0	0	0	0	0	1	0	1	0	0	0	0	0	1:11	
52	Smith, Amanda		2	7	0	0	4	4	1	0	1	1	8	0	0	0	18:02	
TEAM REBOUNDS									0	0	0							
Team Totals			13	49	1	11	7	16	11	17	28	14	34	2	26	0	8	160

Total FG% - 1st: 5/23 0.217 2nd: 8/26 0.308 Game: 0.265 Deadball  
3-PT FG% - 1st: 0/5 0.000 2nd: 1/6 0.167 Game: 0.091 Rebounds  
Total FT% - 1st: 1/6 0.167 2nd: 6/10 0.600 Game: 0.438 (10,4)

## HOME: Lyman ( )

NO	PLAYER	P	TOT-FG		3-PT		FT		REBOUNDS		PF	TP	A	TO	BK	S	MIN	
			FG	FGA	FG	FGA	FT	FTA	OFF	DEF								TOT
1	Jaggi, JoDee	*	0	1	0	0	0	0	1	1	2	1	0	1	2	0	14:41	
2	Jaggi, Trigger	*	2	5	2	4	0	0	0	0	0	1	6	0	1	2	16:44	
12	Limoges, Peyton	*	4	5	0	0	3	3	1	2	3	0	11	0	3	0	15:21	
14	Bradshaw, McKinley	*	5	13	0	3	2	2	2	9	11	1	12	1	1	2	18:22	
15	Bradshaw, McCaslynn	*	6	11	0	2	1	1	0	2	2	3	13	1	1	0	15:54	
3	Walker, Chesney		0	2	0	2	0	2	0	1	1	0	0	0	3	0	8:00	
4	Eyre, Cedar		2	3	0	0	0	0	0	2	2	0	4	1	0	0	10:18	
5	Jackson, Emily		2	2	0	0	2	2	1	1	2	1	6	1	0	0	15:38	
11	Walker, Lyndee		1	2	0	0	0	0	0	0	0	1	2	1	0	0	13:39	
13	Bradshaw, McKailey		3	6	0	0	1	2	2	1	3	4	7	0	0	0	12:18	
20	Turner, Brianna		0	1	0	0	0	2	1	2	3	1	0	0	2	0	11:05	
21	Rogers, Kyleigh		0	2	0	1	0	0	0	1	1	2	0	0	0	0	8:00	
TEAM REBOUNDS									0	0	0							
Team Totals			25	53	2	12	9	14	8	22	30	15	61	6	13	3	11	160

Total FG% - 1st: 13/33 0.394 2nd: 12/20 0.600 Game: 0.472 Deadball  
3-PT FG% - 1st: 1/8 0.125 2nd: 1/4 0.250 Game: 0.167 Rebounds  
Total FT% - 1st: 1/3 0.333 2nd: 8/11 0.727 Game: 0.643 (4,2)

Technical Fouls: NIO (0)  
: LYM (0)

OFFICIALS :  
ATTENDANCE : 0

SCORE BY PERIODS	1st	2nd	3rd	4th	TOTAL
Niobrara County	2	9	8	15	34
Lyman	9	19	24	9	61

Last FG: Niobrara County 4th- 0:11, Lyman 4th- 0:27

Date: 3/4/2016  
Time: 9:00 pm

Arena: Casper Events Center  
City, State: Casper, WY

**VISITOR: Pine Bluffs ( )**

NO	PLAYER	P	TOT-FG		3-PT		REBOUNDS										MIN	
			FG	FGA	FG	FGA	FT	FTA	OFF	DEF	TOT	PF	TP	A	TO	BK		S
5	Fornstrom, Haize	*	7	11	0	2	1	4	1	3	4	4	15	0	1	0	1	32:00
10	Thompson, Hunter	*	6	12	0	1	6	7	3	5	8	1	18	3	7	2	1	31:54
20	Steger, Kyle	*	0	7	0	1	3	4	4	0	4	2	3	2	2	0	2	29:30
23	Werner, Trent	*	2	7	2	7	2	2	0	1	1	2	8	0	2	0	1	26:55
30	Jeffres, Kyle	*	3	5	0	0	1	1	1	4	5	1	7	0	0	1	0	26:01
12	Fornstrom, Chris		0	0	0	0	0	0	0	2	2	1	0	0	0	0	0	5:51
13	Fornstrom, Hesston		0	0	0	0	0	0	0	1	1	1	0	0	1	0	0	2:32
33	Norman, Tucker		0	0	0	0	0	0	0	1	1	0	0	0	1	0	0	5:17
TEAM REBOUNDS									0	2	2				0			
Team Totals			18	42	2	11	13	18	9	19	28	12	51	5	14	3	5	160

Total FG% - 1st: 11/25 0.440 2nd: 7/17 0.412 Game: 0.429 Deadball  
3-PT FG% - 1st: 1/7 0.143 2nd: 1/4 0.250 Game: 0.182 Rebounds  
Total FT% - 1st: 1/2 0.500 2nd: 12/16 0.750 Game: 0.722 (3,1)

**HOME: Greybull ( )**

NO	PLAYER	P	TOT-FG		3-PT		REBOUNDS										MIN	
			FG	FGA	FG	FGA	FT	FTA	OFF	DEF	TOT	PF	TP	A	TO	BK		S
1	Fox, Dustin	*	1	6	1	4	0	0	1	0	1	4	3	2	3	0	4	30:47
14	Jackson, Jordan	*	3	11	0	2	1	2	2	2	4	0	7	0	2	0	0	30:14
30	Zeller, Zack	*	3	7	1	3	0	0	0	3	3	5	7	2	3	0	2	31:46
33	Forcella, Dawson	*	0	3	0	0	0	0	2	4	6	3	0	2	2	1	2	18:25
44	Tracy, Treston	*	11	20	3	6	2	2	2	5	7	3	27	1	2	0	0	28:56
11	Sylvester, Dante		0	0	0	0	0	0	0	0	0	0	0	0	0	0	0	0:14
13	Stoffers, Clancy		0	1	0	1	0	0	3	1	4	2	0	0	2	1	0	9:11
24	Dooley, Cade		0	2	0	0	1	2	1	1	2	0	1	0	0	0	0	10:27
TEAM REBOUNDS									0	2	2				0			
Team Totals			18	50	5	16	4	6	11	18	29	17	45	7	14	2	8	160

Total FG% - 1st: 11/25 0.440 2nd: 7/25 0.280 Game: 0.360 Deadball  
3-PT FG% - 1st: 4/7 0.571 2nd: 1/9 0.111 Game: 0.313 Rebounds  
Total FT% - 1st: 1/2 0.500 2nd: 3/4 0.750 Game: 0.667 (4,1)

Technical Fouls: PBL (0)  
: GRE (0)

OFFICIALS :  
ATTENDANCE : 0

SCORE BY PERIODS	1st	2nd	3rd	4th	TOTAL
Pine Bluffs	11	13	11	16	51
Greybull	14	13	8	10	45

Last FG: Pine Bluffs 4th- 1:18, Greybull 4th- 2:19  
Largest lead: Pine Bluffs by 6 4th- 0:14, Greybull by 6 2nd- 3:42  
Score tied: 5 times, Lead changed: 6 times

Date: 3/5/2016  
Time: 3:30 pm

Arena: Casper Events Center  
City, State: Casper, WY

**VISITOR: Pine Bluffs ( )**

NO	PLAYER	P	TOT-FG		3-PT		REBOUNDS										MIN	
			FG	FGA	FG	FGA	FT	FTA	OFF	DEF	TOT	PF	TP	A	TO	BK		S
10	Shelit, Sierra	*	0	3	0	1	1	2	1	5	6	2	1	1	2	1	1	26:34
11	Bufford, Azhane	*	10	14	0	0	2	4	7	6	13	4	22	0	5	2	3	30:25
14	Golding, Jady	*	4	9	2	3	5	6	2	5	7	4	15	2	3	0	1	25:29
20	Ragsdale, Kammie	*	4	9	0	1	0	4	0	1	1	3	8	0	5	0	0	28:46
31	Chrystal, Montanna	*	2	5	0	0	0	0	1	0	1	3	4	7	1	0	2	32:00
13	Fornstrom, Taylen		0	1	0	0	0	0	0	1	1	1	0	1	0	0	0	4:54
22	Darden, Brooke		0	1	0	1	0	0	0	0	0	1	0	0	0	0	0	7:03
40	Fornstrom, Melissa		0	2	0	0	0	0	0	3	3	1	0	0	0	0	0	4:49
TEAM REBOUNDS																		
Team Totals			20	44	2	6	8	16	11	21	32	19	50	11	16	3	7	160

Total FG% - 1st: 7/25 0.280 2nd: 13/19 0.684 Game: 0.455 Deadball  
3-PT FG% - 1st: 1/5 0.200 2nd: 1/1 1.000 Game: 0.333 Rebounds  
Total FT% - 1st: 0/3 0.000 2nd: 8/13 0.615 Game: 0.500 (4,5)

**HOME: Southeast ( )**

NO	PLAYER	P	TOT-FG		3-PT		REBOUNDS										MIN	
			FG	FGA	FG	FGA	FT	FTA	OFF	DEF	TOT	PF	TP	A	TO	BK		S
10	Noble, Kenna	*	0	0	0	0	0	0	0	1	1	4	0	0	2	0	0	21:13
22	Chapman, Noelle	*	1	3	0	0	1	2	3	1	4	4	3	0	0	0	0	20:24
24	Harves, Karissa	*	0	4	0	1	0	0	0	0	0	4	0	0	1	0	0	13:35
34	Buchanan, Emily	*	5	24	0	8	9	10	2	1	3	4	19	1	4	0	0	32:00
42	McManamen, Dani	*	1	6	0	1	6	7	5	6	11	2	8	0	3	0	1	32:00
4	Anderson, Hailey		3	12	0	4	0	0	2	2	4	0	6	0	1	0	0	18:25
40	Schmitt, Ellie		2	4	0	0	0	3	3	4	7	1	4	1	1	0	1	22:23
TEAM REBOUNDS																		
Team Totals			12	53	0	14	16	22	15	15	30	19	40	2	12	0	2	160

Total FG% - 1st: 3/24 0.125 2nd: 9/29 0.310 Game: 0.226 Deadball  
3-PT FG% - 1st: 0/7 0.000 2nd: 0/7 0.000 Game: 0.000 Rebounds  
Total FT% - 1st: 9/12 0.750 2nd: 7/10 0.700 Game: 0.727 (5,1)

Technical Fouls: PBL (0)  
: SOU (0)

OFFICIALS :  
ATTENDANCE : 0

SCORE BY PERIODS	1st	2nd	3rd	4th	TOTAL
Pine Bluffs	7	8	20	15	50
Southeast	2	13	14	11	40

Last FG: Pine Bluffs 4th- 0:08, Southeast 4th- 1:25  
Largest lead: Pine Bluffs by 10 4th- 5:56, Southeast NONE  
Score tied: 1 times, Lead changed: 0 times

Date: 3/5/2016  
 Time: 8:00 pm

Arena: Casper Events Center  
 City, State: Casper, WY

**VISITOR: Pine Bluffs ( )**

NO	PLAYER	P	TOT-FG		3-PT		FT		FTA		REBOUNDS					MIN		
			FG	FGA	FG	FGA	FT	FTA	OFF	DEF	TOT	PF	TP	A	TO		BK	S
5	Fornstrom, Haize	*	7	16	0	2	2	4	2	5	7	4	16	0	1	0	1	28:20
10	Thompson, Hunter	*	7	13	1	4	8	12	3	5	8	0	23	0	5	4	0	31:11
20	Steger, Kyle	*	1	4	0	0	1	2	1	1	2	4	3	0	1	0	0	28:06
23	Werner, Trent	*	2	8	1	5	3	4	0	1	1	3	8	0	5	0	2	29:39
30	Jeffres, Kyle	*	0	2	0	0	0	0	2	1	3	2	0	0	1	0	1	18:41
12	Fornstrom, Chris		0	0	0	0	0	0	0	0	0	0	0	0	0	0	0	3:22
13	Fornstrom, Hesston		0	1	0	0	0	0	1	1	2	2	0	0	0	0	0	4:10
33	Norman, Tucker		3	5	0	1	0	1	2	6	8	2	6	1	1	1	1	16:16
TEAM REBOUNDS											0	1	1					
Team Totals			20	49	2	12	14	23	11	21	32	17	56	1	14	5	5	160

Total FG% - 1st: 12/28 0.429 2nd: 8/21 0.381 Game: 0.408 Deadball  
 3-PT FG% - 1st: 1/9 0.111 2nd: 1/3 0.333 Game: 0.167 Rebounds  
 Total FT% - 1st: 4/6 0.667 2nd: 10/17 0.588 Game: 0.609 (5,0)

**HOME: Wind River ( )**

NO	PLAYER	P	TOT-FG		3-PT		FT		FTA		REBOUNDS					MIN		
			FG	FGA	FG	FGA	FT	FTA	OFF	DEF	TOT	PF	TP	A	TO		BK	S
0	Shoyo, Daylon	*	0	1	0	1	0	0	0	0	0	0	0	0	0	0	0	0:47
3	Trumble, Jayin	*	1	7	0	3	0	0	2	2	4	5	2	0	4	2	1	31:27
21	Hankins, Bryce	*	8	11	1	3	2	4	5	3	8	2	19	0	1	0	1	30:54
33	Tidzump, Taylor	*	7	10	0	0	0	2	1	4	5	3	14	3	2	0	1	24:34
34	Trumble, Jarick	*	1	3	0	0	0	1	1	4	5	5	2	0	1	0	2	22:05
1	C'Bearing, Caleb		2	10	1	5	1	2	0	2	2	5	6	0	5	0	2	18:50
5	Finley, Dalton		0	0	0	0	2	2	0	0	0	0	2	0	1	0	0	1:19
11	Oats, Xavior		2	6	0	2	1	3	0	3	3	4	5	1	3	0	1	21:02
31	Cress, Cory		0	0	0	0	0	1	0	0	0	0	0	0	0	0	0	4:59
44	James, Jordan		0	0	0	0	0	0	1	0	1	1	0	0	2	0	0	3:48
TEAM REBOUNDS											0	1	1					
Team Totals			21	48	2	14	6	15	10	19	29	25	50	4	19	2	8	160

Total FG% - 1st: 9/23 0.391 2nd: 12/25 0.480 Game: 0.438 Deadball  
 3-PT FG% - 1st: 2/8 0.250 2nd: 0/6 0.000 Game: 0.143 Rebounds  
 Total FT% - 1st: 3/8 0.375 2nd: 3/7 0.429 Game: 0.400 (3,4)

Technical Fouls: PBL (0)  
 : WRV (0)

OFFICIALS :  
 ATTENDANCE : 0

SCORE BY PERIODS	1st	2nd	3rd	4th	TOTAL
Pine Bluffs	16	13	9	18	56
Wind River	17	6	11	16	50

Last FG: Pine Bluffs 4th- 2:32, Wind River 4th- 0:25  
 Largest lead: Pine Bluffs by 8 3rd- 4:59, Wind River by 5 1st- 5:29  
 Score tied: 2 times, Lead changed: 3 times



# WHSAA Basketball - Game Box Score

## Powell High School Panthers vs. Torrington High School Blazers

**Date: 03/11/2016 Time: 10:30am Site: Casper College Attendance: Unknown**

### Visitors: Torrington High School Blazers

##	Name	P	FG	3 Pt	FT	PTS	ORB	DRB	TR	PF	AST	TO	BS	ST	MIN
2	Taylor Walsh		0/0	0/0	0/0	0	0	0	0	0	0	0	0	0	DNP
3	* Illyanna Saucedo		4/6	0/0	1/4	9	1	2	3	2	5	2	0	3	30:43
4	* Logan Murphy		1/6	0/0	0/7	2	5	7	12	2	0	2	3	1	31:32
5	Adia Sherbeyn		0/1	0/0	0/0	0	0	1	1	0	0	0	0	2	15:59
11	* Madison Haun		2/8	1/5	4/6	9	4	2	6	4	1	2	0	5	29:40
12	* Madison Werner		2/10	0/0	0/0	4	1	3	4	4	0	6	0	4	28:50
14	Abbie Smith		1/2	0/1	0/0	2	0	1	1	0	0	1	0	0	4:56
21	Chrissy Lira		0/0	0/0	0/0	0	0	0	0	0	0	0	0	0	DNP
23	* Paige Ulrich		7/16	2/7	2/2	18	0	1	1	4	0	1	0	1	29:50
32	Brooklyn Tucker		0/0	0/0	0/0	0	0	0	0	0	0	0	0	0	DNP
35	Kaelyn Riley		0/0	0/0	0/0	0	0	0	0	0	0	0	0	0	DNP
40	Sydney Hill		0/5	0/1	0/0	0	0	2	2	1	0	0	1	0	8:30
	Team						4	3	7						
	<b>Totals</b>		<b>17/54</b>	<b>3/14</b>	<b>7/19</b>	<b>44</b>	<b>15</b>	<b>22</b>	<b>37</b>	<b>17</b>	<b>6</b>	<b>14</b>	<b>4</b>	<b>16</b>	<b>180</b>

**Total FG** 1st Half 7/28 25.0% 2nd Half 8/22 36.4% OT 2/4 50.0% Game 17/54 31.5%  
**3 PT FG** 1st Half 2/9 22.2% 2nd Half 0/4 0.00% OT 1/1 100% Game 3/14 21.4%  
**Free Throws** 1st Half 2/5 40.0% 2nd Half 4/7 57.1% OT 1/7 14.3% Game 7/19 36.8%

### Home: Powell High School Panthers

##	Name	P	FG	3 Pt	FT	PTS	ORB	DRB	TR	PF	AST	TO	BS	ST	MIN
10	Maddy Hanks		0/1	0/0	0/1	0	2	2	4	0	1	0	0	0	8:23
11	* Richelle Phister		3/9	3/7	0/1	9	1	2	3	1	0	4	0	0	24:42
12	Mariah Phister		0/0	0/0	0/0	0	0	0	0	0	0	0	0	0	0:20
15	Tayli Stenerson		0/2	0/1	0/0	0	1	1	2	2	1	7	0	1	16:05
20	* Breanna Donarski		2/9	1/3	4/4	9	0	7	7	4	2	4	0	0	28:05
21	Jordan Walsh		0/0	0/0	0/0	0	0	0	0	0	0	0	0	0	DNP
22	* Danna Hanks		1/8	0/1	0/0	2	2	3	5	5	2	2	0	4	29:08
24	* Dani Asay		2/6	0/0	0/2	4	1	3	4	4	1	5	2	0	29:52
25	Nicole Sanders		0/0	0/0	0/0	0	0	0	0	0	0	0	0	0	DNP
30	Rachel Bonander		2/3	0/0	0/0	4	0	5	5	0	1	0	4	1	13:46
35	Rachelle Cole		0/0	0/0	0/0	0	0	0	0	0	0	0	0	0	DNP
55	* Jennifer Bonander		6/9	0/0	0/3	12	4	5	9	1	0	3	3	0	29:39
	Team						3	3	6						
	<b>Totals</b>		<b>16/47</b>	<b>4/12</b>	<b>4/11</b>	<b>40</b>	<b>14</b>	<b>31</b>	<b>45</b>	<b>17</b>	<b>8</b>	<b>25</b>	<b>9</b>	<b>6</b>	<b>180</b>

**Total FG** 1st Half 7/21 33.3% 2nd Half 8/21 38.1% OT 1/5 20.0% Game 16/47 34.0%  
**3 PT FG** 1st Half 2/5 40.0% 2nd Half 2/6 33.3% OT 0/1 0.00% Game 4/12 33.3%  
**Free Throws** 1st Half 2/5 40.0% 2nd Half 2/4 50.0% OT 0/2 0.00% Game 4/11 36.4%

	Tor			Pow				
Free Throw Pts	7	4	3Pt Points	9	12	Pts/Possession	0.71	0.63
Pts off Turnovers	21	4	2nd Chance Points	6	13	Pts off Bench	2	4
Total Rebounds	37	45	Team Rebounds	7	6	Dead Ball Reb	4	1
Off Rebound %	32.6	38.9	Def Rebound %	61.1	67.4	Total Rebound %	45.1	54.9
3Pt Efficiency	-1.9	+10.5	Def. Stops	47	45	Pts/Shot	0.70	0.77
Technical Fouls	<b>Tor</b>	None		<b>Pow</b>	None			
Officials	Unknown							

	Qtr 1	Qtr 2	Qtr 3	Qtr 4	OT 1	OT 2	OT 3	OT 4	Total
<b>Torrington High School Blazers</b>	7	11	13	7	6	0	0	0	<b>44</b>
<b>Powell High School Panthers</b>	6	12	11	9	2	0	0	0	<b>40</b>

**Largest Lead** Pow 16 Tor 10 (6 pts) **Lead Changes** 11 **Number of Ties** 6  
**Comments:** None

# WHSAA Basketball - Game Box Score

## Rawlins High School Outlaws vs. Douglas High School Bearcats

**Date: 03/11/2016 Time: 7:30pm Site: Casper College Attendance: Unknown**

### Visitors: Douglas High School Bearcats

##	Name	P	FG	3 Pt	FT	PTS	ORB	DRB	TR	PF	AST	TO	BS	ST	MIN
0	Dawson Bratton		0/0	0/0	0/0	0	0	0	0	0	0	0	0	0	DNP
2	* Ty Larson		1/9	0/2	6/8	8	4	6	10	3	4	7	0	3	30:12
15	* Harley Rhodes		4/9	3/6	0/0	11	0	2	2	0	1	1	0	1	29:39
21	* Tyrel Leman		5/10	0/1	0/0	10	1	0	1	4	0	1	0	1	19:30
22	Trenton Williams		1/1	0/0	0/0	2	0	0	0	1	1	0	0	0	4:37
23	Michael Yeaman		0/0	0/0	0/0	0	0	0	0	0	0	0	0	0	2:39
24	Mason Barker		0/0	0/0	0/0	0	0	0	0	0	0	0	0	0	2:56
25	Dillon Silzell		0/1	0/0	0/0	0	1	2	3	2	0	1	0	0	7:56
30	* Eric Jammerman		7/15	3/7	3/5	20	2	3	5	2	3	4	0	2	32:00
31	* Mark Vandeventer		1/3	0/1	0/0	2	1	5	6	3	0	1	0	0	23:13
40	Thomas Bolinger		1/1	0/0	2/2	4	1	0	1	3	0	0	0	0	7:02
42	Jacob Cropper		0/0	0/0	0/0	0	0	0	0	0	0	0	0	0	DNP
55	Dominick Firnekas		1/3	0/0	0/0	2	3	0	3	0	0	0	0	0	0:16
	Team						1	3	4						
	<b>Totals</b>		<b>21/52</b>	<b>6/17</b>	<b>11/15</b>	<b>59</b>	<b>14</b>	<b>21</b>	<b>35</b>	<b>18</b>	<b>9</b>	<b>15</b>	<b>0</b>	<b>7</b>	<b>160</b>

<b>Total FG</b>	1st Half	13/30	43.3%	2nd Half	8/22	36.4%	Game	21/52	40.4%
<b>3 PT FG</b>	1st Half	4/11	36.4%	2nd Half	2/6	33.3%	Game	6/17	35.3%
<b>Free Throws</b>	1st Half	2/3	66.7%	2nd Half	9/12	75.0%	Game	11/15	73.3%

### Home: Rawlins High School Outlaws

##	Name	P	FG	3 Pt	FT	PTS	ORB	DRB	TR	PF	AST	TO	BS	ST	MIN
1	Brett Penman		0/2	0/2	0/0	0	0	1	1	1	0	2	0	1	13:57
2	* Jace Allard		5/13	1/4	4/6	15	0	4	4	4	1	6	0	1	29:34
3	* Benjamin McFarland		0/1	0/0	0/0	0	1	1	2	2	0	0	0	1	15:09
4	* Jaymon Carnes		0/1	0/1	0/0	0	1	0	1	1	0	2	0	0	16:19
5	* Trey Young		0/0	0/0	0/1	0	0	2	2	2	0	2	0	0	22:56
11	Malakai Olson		1/2	0/0	2/2	4	0	2	2	3	0	1	1	0	8:58
13	Austin Tarango		0/0	0/0	0/0	0	0	0	0	0	0	0	0	0	DNP
14	Jacob Pacheco		0/0	0/0	0/0	0	0	0	0	0	0	0	0	0	DNP
24	Bryce Jerome		1/1	0/0	0/1	2	0	1	1	0	0	0	0	0	13:08
32	Hunter Pixler		0/0	0/0	0/0	0	0	0	0	0	0	0	0	0	DNP
34	* Kolton Wall		7/16	1/5	3/4	18	1	4	5	4	0	0	2	4	24:21
43	Ryan Roybal		3/3	0/0	2/2	8	0	1	1	1	0	2	0	2	15:38
	Team						1	3	4						
	<b>Totals</b>		<b>17/39</b>	<b>2/12</b>	<b>11/16</b>	<b>47</b>	<b>4</b>	<b>19</b>	<b>23</b>	<b>18</b>	<b>1</b>	<b>15</b>	<b>3</b>	<b>9</b>	<b>160</b>

<b>Total FG</b>	1st Half	7/21	33.3%	2nd Half	10/18	55.6%	Game	17/39	43.6%
<b>3 PT FG</b>	1st Half	2/8	25.0%	2nd Half	0/4	0.00%	Game	2/12	16.7%
<b>Free Throws</b>	1st Half	5/8	62.5%	2nd Half	6/8	75.0%	Game	11/16	68.8%

	Dou Raw			Dou Raw			Dou Raw	
Free Throw Pts	11	11	3Pt Points	18	6	Pts/Possession	0.98	0.81
Pts off Turnovers	14	11	2nd Chance Points	13	2	Pts off Bench	8	14
Total Rebounds	35	23	Team Rebounds	4	4	Dead Ball Reb	1	2
Off Rebound %	42.4	16.0	Def Rebound %	84.0	57.6	Total Rebound %	60.3	39.7
3Pt Efficiency	+6.7	-20.4	Def. Stops	36	34	Pts/Shot	1.00	1.00
Technical Fouls	<b>Dou</b>	None						
	<b>Raw</b>	None						
Officials	Unknown							

	Qtr 1	Qtr 2	Qtr 3	Qtr 4	OT 1	OT 2	OT 3	OT 4	Total
<b>Douglas High School Bearcats</b>	11	21	11	16	0	0	0	0	<b>59</b>
<b>Rawlins High School Outlaws</b>	7	14	13	13	0	0	0	0	<b>47</b>

**Largest Lead** Raw 21 Dou 35 (14 pts) **Lead Changes** 4 **Number of Ties** 1  
**Comments:** None

# WHSAA Basketball - Game Box Score

## Rawlins High School Outlaws vs. Lovell High School Bulldogs

**Date: 3/10/2016 Time: 12pm Site: Casper Events Center Attendance: Unknown**

### Visitors: Lovell High School Bulldogs

##	Name	P	FG	3 Pt	FT	PTS	ORB	DRB	TR	PF	AST	TO	BS	ST	MIN
4	Riley Abraham		1/3	0/1	1/2	3	1	0	1	5	2	4	0	3	16:09
11	Dillon Schneider		0/0	0/0	0/0	0	0	0	0	1	1	0	0	0	1:24
13	* Jacob Newman		0/2	0/1	0/0	0	1	2	3	3	1	7	0	1	18:59
14	Konner Davis		1/3	0/1	0/0	2	0	1	1	2	1	6	0	0	8:57
15	* Brandon Teter		1/2	0/1	0/0	2	1	2	3	3	1	2	1	0	24:25
22	Kaleb Mayes		0/1	0/1	0/0	0	0	1	1	0	0	0	0	0	1:57
23	Kyle Wolvington		0/0	0/0	0/0	0	0	0	0	0	0	0	0	0	DNP
25	Tyler Teter		0/0	0/0	0/0	0	0	0	0	0	0	0	0	0	DNP
32	Reece May		0/0	0/0	0/0	0	0	0	0	0	0	0	0	0	DNP
33	* Beau Green		6/15	5/13	0/1	17	3	5	8	2	1	2	0	1	29:31
34	* Nick Haskell		3/8	0/0	0/0	6	7	11	18	1	3	2	2	0	28:41
55	* Trace Murphey		7/13	0/0	5/7	19	2	3	5	2	0	3	1	1	29:57
	Team						1	4	5						
	<b>Totals</b>		<b>19/47</b>	<b>5/18</b>	<b>6/10</b>	<b>49</b>	<b>16</b>	<b>29</b>	<b>45</b>	<b>19</b>	<b>10</b>	<b>26</b>	<b>4</b>	<b>6</b>	<b>160</b>
	<b>Total FG</b>	1st Half	10/23	43.5%	2nd Half	9/24	37.5%	Game	19/47	40.4%					
	<b>3 PT FG</b>	1st Half	3/10	30.0%	2nd Half	2/8	25.0%	Game	5/18	27.8%					
	<b>Free Throws</b>	1st Half	6/9	66.7%	2nd Half	0/1	0.00%	Game	6/10	60.0%					

### Home: Rawlins High School Outlaws

##	Name	P	FG	3 Pt	FT	PTS	ORB	DRB	TR	PF	AST	TO	BS	ST	MIN
1	Brett Penman		1/6	1/3	0/0	3	0	1	1	1	0	0	0	2	17:49
2	* Jace Allard		4/16	2/7	5/7	15	0	3	3	1	4	2	0	3	25:46
3	* Benjamin McFarland		0/0	0/0	0/0	0	0	0	0	2	0	0	1	1	10:19
4	Jaymon Carnes		3/6	2/4	0/2	8	4	2	6	1	0	3	0	1	19:40
5	* Trey Young		4/4	0/0	0/0	8	1	0	1	4	2	3	0	3	24:24
11	Malakai Olson		1/3	0/0	0/0	2	0	3	3	1	0	1	1	0	10:06
13	Austin Tarango		0/0	0/0	0/0	0	0	0	0	0	0	0	0	0	DNP
14	Jacob Pacheco		0/0	0/0	0/0	0	0	0	0	0	0	0	0	0	DNP
24	Bryce Jerome		2/3	1/1	0/0	5	0	0	0	1	0	2	0	1	12:29
32	Hunter Pixler		0/0	0/0	0/0	0	0	0	0	0	0	0	0	0	DNP
34	* Kolton Wall		4/12	0/3	2/3	10	0	3	3	2	1	0	0	2	29:21
43	* Ryan Roybal		0/2	0/0	0/0	0	0	1	1	0	0	0	0	0	10:06
	Team						3	2	5						
	<b>Totals</b>		<b>19/52</b>	<b>6/18</b>	<b>7/12</b>	<b>51</b>	<b>8</b>	<b>15</b>	<b>23</b>	<b>13</b>	<b>7</b>	<b>11</b>	<b>2</b>	<b>13</b>	<b>160</b>
	<b>Total FG</b>	1st Half	8/26	30.8%	2nd Half	11/26	42.3%	Game	19/52	36.5%					
	<b>3 PT FG</b>	1st Half	3/11	27.3%	2nd Half	3/7	42.9%	Game	6/18	33.3%					
	<b>Free Throws</b>	1st Half	1/5	20.0%	2nd Half	6/7	85.7%	Game	7/12	58.3%					

	<b>Lov</b>	<b>Raw</b>		<b>Lov</b>	<b>Raw</b>		<b>Lov</b>	<b>Raw</b>
Free Throw Pts	6	7	3Pt Points	15	18	Pts/Possession	0.79	0.82
Pts off Turnovers	7	29	2nd Chance Points	9	2	Pts off Bench	5	18
Total Rebounds	45	23	Team Rebounds	5	5	Dead Ball Reb	1	1
Off Rebound %	51.6	21.6	Def Rebound %	78.4	48.4	Total Rebound %	66.2	33.8
3Pt Efficiency	-4.4	+7.8	Def. Stops	40	41	Pts/Shot	0.94	0.88
Technical Fouls	<b>Lov</b>	None						
	<b>Raw</b>	None						
Officials	Unknown							

	Qtr 1	Qtr 2	Qtr 3	Qtr 4	OT 1	OT 2	OT 3	OT 4	Total
<b>Lovell High School Bulldogs</b>	15	14	10	10	0	0	0	0	<b>49</b>
<b>Rawlins High School Outlaws</b>	8	12	14	17	0	0	0	0	<b>51</b>

**Largest Lead** Raw 20 Lov 33 (13 pts) **Lead Changes** 1 **Number of Ties** 2  
**Comments:** None

# WHSAA Basketball - Game Box Score

## Rawlins High School Outlaws vs. Newcastle High School Dogies

**Date: 3/12/2016 Time: 10:30am Site: Casper College Attendance: Unknown**

### Visitors: Newcastle High School Dogies

##	Name	P	FG	3 Pt	FT	PTS	ORB	DRB	TR	PF	AST	TO	BS	ST	MIN
1	* Alyssa Dawson		2/5	1/1	0/3	5	1	4	5	2	1	1	0	1	14:42
3	Lexus Voekler		0/0	0/0	0/0	0	0	0	0	0	0	0	0	0	DNP
5	Makenzie Wagoner		0/0	0/0	0/0	0	0	0	0	0	0	0	0	0	DNP
11	Rachel Henkle		0/1	0/0	0/0	0	1	1	2	4	0	2	0	1	18:50
12	Sarah Henkle		0/0	0/0	0/0	0	0	0	0	0	0	0	0	0	0:41
13	* Kendra Back		0/2	0/0	1/2	1	2	1	3	3	0	1	1	0	12:19
15	Kaprina Jones		0/1	0/0	0/0	0	2	5	7	2	0	0	0	0	7:54
21	Rachel Ehlers		0/0	0/0	0/1	0	0	0	0	1	0	1	0	0	5:20
22	Alyssa Umphlett		1/1	0/0	0/0	2	1	3	4	4	0	5	1	2	20:59
24	* Abi Deveraux		2/6	1/4	2/2	7	0	1	1	4	0	4	0	1	25:31
31	* Hannah Cass		3/12	0/3	7/10	13	1	3	4	4	1	5	2	1	21:44
33	* Abby Gray		6/15	2/8	8/11	22	1	9	10	3	0	7	0	2	32:00
	Team						2	2	4						
	<b>Totals</b>		<b>14/43</b>	<b>4/16</b>	<b>18/29</b>	<b>50</b>	<b>11</b>	<b>29</b>	<b>40</b>	<b>27</b>	<b>2</b>	<b>26</b>	<b>4</b>	<b>8</b>	<b>160</b>

<b>Total FG</b>	1st Half	5/15	33.3%	2nd Half	9/28	32.1%	Game	14/43	32.6%
<b>3 PT FG</b>	1st Half	2/4	50.0%	2nd Half	2/12	16.7%	Game	4/16	25.0%
<b>Free Throws</b>	1st Half	14/18	77.8%	2nd Half	4/11	36.4%	Game	18/29	62.1%

### Home: Rawlins High School Outlaws

##	Name	P	FG	3 Pt	FT	PTS	ORB	DRB	TR	PF	AST	TO	BS	ST	MIN
0	* Bailey Forney		3/12	0/4	11/13	17	1	7	8	5	2	6	0	2	19:39
1	* Carson Hilim		0/4	0/3	4/4	4	0	2	2	2	0	2	0	1	29:37
2	Olyvia Pacheco		3/7	0/0	5/10	11	3	4	7	3	1	2	0	1	23:19
3	Alyssa Taylor		0/0	0/0	0/0	0	0	0	0	0	0	0	0	0	0:11
4	Sadie Forney		0/1	0/0	0/0	0	0	1	1	1	0	0	0	1	7:35
5	* Mariah Sheets		3/9	2/7	0/0	8	0	3	3	3	1	3	0	2	29:42
10	Aubrey Jennings		1/3	0/1	0/0	2	0	0	0	2	0	2	0	0	11:50
13	Jordan Mendez		0/0	0/0	0/0	0	0	0	0	0	0	0	0	0	DNP
14	Stephanie Hernandez Torres		1/1	0/0	0/3	2	3	2	5	3	0	0	1	0	12:08
24	* Echo Martinez		3/4	0/0	1/2	7	1	0	1	4	0	2	1	1	14:57
30	AnneMarie McFarland		0/0	0/0	0/0	0	0	0	0	0	0	0	0	0	DNP
35	* Madeline Mika		1/3	0/0	0/1	2	0	2	2	1	0	1	0	1	11:00
	Team						0	4	4						
	<b>Totals</b>		<b>15/44</b>	<b>2/15</b>	<b>21/33</b>	<b>53</b>	<b>8</b>	<b>25</b>	<b>33</b>	<b>24</b>	<b>4</b>	<b>18</b>	<b>2</b>	<b>9</b>	<b>159:58</b>

<b>Total FG</b>	1st Half	9/24	37.5%	2nd Half	6/20	30.0%	Game	15/44	34.1%
<b>3 PT FG</b>	1st Half	1/8	12.5%	2nd Half	1/7	14.3%	Game	2/15	13.3%
<b>Free Throws</b>	1st Half	10/14	71.4%	2nd Half	11/19	57.9%	Game	21/33	63.6%

	<b>New Raw</b>			<b>New Raw</b>		<b>New Raw</b>		
Free Throw Pts	18	21	3Pt Points	12	6	Pts/Possession	0.71	0.75
Pts off Turnovers	7	13	2nd Chance Points	10	8	Pts off Bench	2	15
Total Rebounds	40	33	Team Rebounds	4	4	Dead Ball Reb	4	4
Off Rebound %	30.6	21.6	Def Rebound %	78.4	69.4	Total Rebound %	54.8	45.2
3Pt Efficiency	+0.3	-16.6	Def. Stops	47	51	Pts/Shot	0.88	0.88
Technical Fouls	<b>New</b>		None					
	<b>Raw</b>		None					
Officials	Unknown							

	Qtr 1	Qtr 2	Qtr 3	Qtr 4	OT 1	OT 2	OT 3	OT 4	Total
<b>Newcastle High School Dogies</b>	10	16	2	22	0	0	0	0	<b>50</b>
<b>Rawlins High School Outlaws</b>	13	16	9	15	0	0	0	0	<b>53</b>

**Largest Lead** Raw 38 New 28 (10 pts) **Lead Changes** 0 **Number of Ties** 2  
**Comments:** None

# WHSAA Basketball - Game Box Score

## Rawlins High School Outlaws vs. Wheatland High School Bulldogs

**Date: 3/12/2016 Time: 1:30pm Site: Casper College Attendance: Unknown**

### Visitors: Wheatland High School Bulldogs

##	Name	P	FG	3 Pt	FT	PTS	ORB	DRB	TR	PF	AST	TO	BS	ST	MIN
1	Brody West		1/6	1/4	3/4	6	0	2	2	5	3	2	0	2	23:22
3	Trevor Vaughn		0/0	0/0	0/0	0	0	0	0	0	0	0	0	0	DNP
4	* Trace Douglas		2/10	2/10	0/0	6	0	1	1	0	0	1	0	0	32:00
5	Haydn Madsen		0/0	0/0	0/0	0	0	0	0	0	0	0	0	0	DNP
10	* Kyle Pollock		7/9	5/6	1/4	20	2	2	4	4	0	6	0	3	24:52
11	* Thain Koger		3/6	0/1	2/2	8	1	1	2	4	0	4	0	1	28:39
20	Chase Cochran		0/0	0/0	0/0	0	0	0	0	0	0	1	0	0	2:09
23	* Josh Madsen		0/1	0/0	4/4	4	4	1	5	1	0	0	0	0	14:53
24	Zac Gunter		0/0	0/0	0/0	0	0	0	0	0	0	0	0	0	DNP
25	* Daniel Chesser		2/2	2/2	0/0	6	1	2	3	2	0	1	1	0	22:56
33	Grady Haeffelin		0/0	0/0	0/2	0	0	1	1	3	0	0	0	0	11:09
34	Trigg Peasley		0/0	0/0	0/0	0	0	0	0	0	0	0	0	0	DNP
	Team						0	0	0						
	<b>Totals</b>		<b>15/34</b>	<b>10/23</b>	<b>10/16</b>	<b>50</b>	<b>8</b>	<b>10</b>	<b>18</b>	<b>18</b>	<b>3</b>	<b>15</b>	<b>1</b>	<b>6</b>	<b>160</b>

<b>Total FG</b>	1st Half	7/14	50.0%	2nd Half	8/20	40.0%	Game	15/34	44.1%
<b>3 PT FG</b>	1st Half	4/8	50.0%	2nd Half	6/15	40.0%	Game	10/23	43.5%
<b>Free Throws</b>	1st Half	7/10	70.0%	2nd Half	3/6	50.0%	Game	10/16	62.5%

### Home: Rawlins High School Outlaws

##	Name	P	FG	3 Pt	FT	PTS	ORB	DRB	TR	PF	AST	TO	BS	ST	MIN
1	Brett Penman		2/4	0/2	0/0	4	1	0	1	1	0	0	0	1	14:26
2	* Jace Allard		5/9	3/5	10/12	23	1	1	2	1	3	3	0	4	30:54
3	Benjamin McFarland		0/0	0/0	0/0	0	0	1	1	2	0	1	0	0	2:39
4	* Jaymon Carnes		1/3	0/2	1/2	3	2	2	4	1	1	1	0	1	19:27
5	* Trey Young		0/0	0/0	0/0	0	1	0	1	3	0	3	0	1	9:56
11	Malakai Olson		3/4	0/0	1/2	7	1	0	1	3	0	0	0	0	13:08
13	Austin Tarango		1/1	0/0	0/0	2	1	2	3	0	0	0	0	0	6:23
14	Jacob Pacheco		0/0	0/0	0/0	0	0	0	0	0	0	0	0	0	0:02
24	Bryce Jerome		1/4	0/0	2/2	4	1	0	1	2	1	0	0	1	14:18
32	Hunter Pixler		0/0	0/0	0/0	0	0	0	0	0	0	0	0	0	0:02
34	* Kolton Wall		3/6	0/0	1/2	7	0	6	6	3	1	4	1	1	24:33
43	* Ryan Roybal		3/4	0/0	0/0	6	1	3	4	0	2	1	0	1	24:12
	Team						1	0	1						
	<b>Totals</b>		<b>19/35</b>	<b>3/9</b>	<b>15/20</b>	<b>56</b>	<b>10</b>	<b>15</b>	<b>25</b>	<b>16</b>	<b>8</b>	<b>13</b>	<b>1</b>	<b>10</b>	<b>160</b>

<b>Total FG</b>	1st Half	12/20	60.0%	2nd Half	7/15	46.7%	Game	19/35	54.3%
<b>3 PT FG</b>	1st Half	3/6	50.0%	2nd Half	0/3	0.00%	Game	3/9	33.3%
<b>Free Throws</b>	1st Half	3/4	75.0%	2nd Half	12/16	75.0%	Game	15/20	75.0%

	Whe		Raw		Whe		Raw		Whe		Raw	
Free Throw Pts	10	15	3Pt Points		30	9	Pts/Possession		1.02	1.17		
Pts off Turnovers	15	23	2nd Chance Points		9	16	Pts off Bench		6	17		
Total Rebounds	18	25	Team Rebounds		0	1	Dead Ball Reb		2	1		
Off Rebound %	34.8	50.0	Def Rebound %		50.0	65.2	Total Rebound %		41.9	58.1		
3Pt Efficiency	+13.2	-7.7	Def. Stops		23	30	Pts/Shot		1.19	1.24		
Technical Fouls	<b>Whe</b>		K Pollock(Flagrant)									
	<b>Raw</b>		None									
Officials	Unknown											

	Qtr 1	Qtr 2	Qtr 3	Qtr 4	OT 1	OT 2	OT 3	OT 4	Total
<b>Wheatland High School Bulldogs</b>	10	15	9	16	0	0	0	0	<b>50</b>
<b>Rawlins High School Outlaws</b>	11	19	9	17	0	0	0	0	<b>56</b>

**Largest Lead** Raw 8 Whe 0 (8 pts) **Lead Changes** 8 **Number of Ties** 5  
**Comments:** None

# WHSAA Basketball - Game Box Score

## Rawlins High School Outlaws vs. Worland High School Warriors

**Date: 03/11/2016 Time: 4:30pm Site: Casper College Attendance: Unknown**

### Visitors: Worland High School Warriors

##	Name	P	FG	3 Pt	FT	PTS	ORB	DRB	TR	PF	AST	TO	BS	ST	MIN
3	Mackenzie Cottrell		0/0	0/0	0/0	0	0	0	0	0	0	0	0	0	DNP
4	* Carly King		0/2	0/2	0/2	0	0	2	2	4	2	1	0	1	20:06
10	Casey Wassum		0/2	0/0	0/0	0	1	2	3	1	2	6	0	3	19:53
11	* Bailey Gibbons		1/5	0/1	3/6	5	2	0	2	4	0	3	0	1	15:00
12	Bryanna Mickelson		3/4	0/0	5/6	11	3	3	6	1	2	1	0	1	15:48
20	Jaycee Page		0/0	0/0	0/0	0	0	0	0	0	0	0	0	0	DNP
22	* Haley Schneider		3/8	0/1	7/12	13	0	1	1	3	0	2	0	3	31:14
23	* Charlee Townsend		2/3	0/0	1/1	5	3	3	6	1	0	1	0	0	15:47
31	Aubrey Goodrick		3/4	3/3	1/5	10	3	4	7	2	2	1	1	2	22:31
32	* Lyndzi Rich		6/10	0/0	1/6	13	3	7	10	3	1	4	1	0	19:46
33	Saige Jones		0/0	0/0	0/0	0	0	0	0	0	0	0	0	0	DNP
35	Sabrina Schroefel		0/0	0/0	0/0	0	0	0	0	0	0	0	0	0	DNP
	Team						3	1	4						
	<b>Totals</b>		<b>18/38</b>	<b>3/7</b>	<b>18/38</b>	<b>57</b>	<b>18</b>	<b>23</b>	<b>41</b>	<b>19</b>	<b>9</b>	<b>19</b>	<b>2</b>	<b>11</b>	<b>160:05</b>

<b>Total FG</b>	1st Half	11/23	47.8%	2nd Half	7/15	46.7%	Game	18/38	47.4%
<b>3 PT FG</b>	1st Half	2/3	66.7%	2nd Half	1/4	25.0%	Game	3/7	42.9%
<b>Free Throws</b>	1st Half	6/10	60.0%	2nd Half	12/28	42.9%	Game	18/38	47.4%

### Home: Rawlins High School Outlaws

##	Name	P	FG	3 Pt	FT	PTS	ORB	DRB	TR	PF	AST	TO	BS	ST	MIN
0	* Bailey Forney		6/20	2/5	12/16	26	2	5	7	4	2	10	0	1	26:48
1	* Carson Hilim		2/6	2/6	0/0	6	0	0	0	4	0	0	0	0	31:28
2	Olyvia Pacheco		0/3	0/0	0/0	0	3	4	7	5	0	2	0	2	16:15
3	Alyssa Taylor		0/1	0/1	0/0	0	0	0	0	0	0	0	0	0	0:28
4	Sadie Forney		0/0	0/0	0/0	0	0	0	0	1	1	1	0	1	3:58
5	* Mariah Sheets		3/6	2/4	0/0	8	1	0	1	3	1	2	0	2	27:19
10	* Aubrey Jennings		0/3	0/1	0/0	0	0	0	0	2	1	1	0	0	18:09
13	Jordan Mendez		0/0	0/0	0/0	0	0	0	0	0	0	0	0	0	DNP
14	Stephanie Hernandez Torres		0/0	0/0	0/0	0	0	0	0	0	0	0	0	0	1:02
24	* Echo Martinez		3/4	0/0	3/6	9	3	3	6	4	1	1	1	4	25:26
30	AnneMarie McFarland		0/0	0/0	0/0	0	0	0	0	0	0	0	0	0	DNP
35	Madeline Mika		0/0	0/0	0/0	0	0	0	0	5	0	0	0	0	9:12
	Team						1	1	2						
	<b>Totals</b>		<b>14/43</b>	<b>6/17</b>	<b>15/22</b>	<b>49</b>	<b>10</b>	<b>13</b>	<b>23</b>	<b>28</b>	<b>6</b>	<b>17</b>	<b>1</b>	<b>10</b>	<b>160:05</b>

<b>Total FG</b>	1st Half	6/25	24.0%	2nd Half	8/18	44.4%	Game	14/43	32.6%
<b>3 PT FG</b>	1st Half	5/10	50.0%	2nd Half	1/7	14.3%	Game	6/17	35.3%
<b>Free Throws</b>	1st Half	2/6	33.3%	2nd Half	13/16	81.3%	Game	15/22	68.2%

	<b>Wor</b>	<b>Raw</b>		<b>Wor</b>	<b>Raw</b>		<b>Wor</b>	<b>Raw</b>
Free Throw Pts	18	15	3Pt Points	9	18	Pts/Possession	0.98	0.82
Pts off Turnovers	19	14	2nd Chance Points	11	8	Pts off Bench	21	0
Total Rebounds	41	23	Team Rebounds	4	2	Dead Ball Reb	8	3
Off Rebound %	58.1	30.3	Def Rebound %	69.7	41.9	Total Rebound %	64.1	35.9
3Pt Efficiency	+10.6	+14.8	Def. Stops	40	32	Pts/Shot	1.00	0.91
Technical Fouls	<b>Wor</b>		None					
	<b>Raw</b>		None					
Officials	Unknown							

	Qtr 1	Qtr 2	Qtr 3	Qtr 4	OT 1	OT 2	OT 3	OT 4	Total
<b>Worland High School Warriors</b>	11	19	10	17	0	0	0	0	<b>57</b>
<b>Rawlins High School Outlaws</b>	6	13	11	19	0	0	0	0	<b>49</b>

**Largest Lead** Raw 19 Wor 35 (16 pts) **Lead Changes** 3 **Number of Ties** 1  
**Comments:** None

# WHSAA Basketball - Game Box Score

**Riverton High School Wolverines vs. Cheyenne South High School Bison**  
**Date: 3/10/2016 Time: 12pm Site: Casper College Attendance: Unknown**

## Visitors: Cheyenne South High School Bison

##	Name	P	FG	3 Pt	FT	PTS	ORB	DRB	TR	PF	AST	TO	BS	ST	MIN
2	* Brendyn Nelson		3/4	0/0	0/2	6	1	4	5	4	2	1	0	1	20:11
3	* Marquez Jefferson		3/4	3/3	1/2	10	1	5	6	2	1	2	0	0	26:37
5	Austin Smith		0/0	0/0	2/2	2	0	1	1	0	0	0	0	0	5:23
11	* Florencio Beltran		4/7	2/2	0/1	10	1	2	3	1	1	2	0	2	29:41
13	Dre McCray		0/0	0/0	0/0	0	0	0	0	1	0	0	0	0	1:51
14	* Austin Barker		4/9	3/7	2/2	13	0	1	1	2	1	2	0	0	26:40
24	Gabe McDonald		2/3	0/0	0/1	4	0	0	0	0	0	2	0	0	11:59
30	Riley Haberkorn		0/1	0/0	0/0	0	0	0	0	0	0	0	0	0	1:17
34	Fuji Waters		0/0	0/0	0/0	0	0	0	0	0	0	0	0	0	0:31
35	Chris Smith		0/0	0/0	0/0	0	0	0	0	0	0	0	0	0	1:17
41	* Isaiah Dicks		3/9	0/1	4/5	10	1	4	5	3	1	1	0	0	18:40
43	Keyshawn Farmer		1/5	0/3	1/2	3	0	1	1	2	0	1	0	0	15:53
	Team						3	4	7						
	<b>Totals</b>		<b>20/42</b>	<b>8/16</b>	<b>10/17</b>	<b>58</b>	<b>7</b>	<b>22</b>	<b>29</b>	<b>15</b>	<b>6</b>	<b>11</b>	<b>0</b>	<b>3</b>	<b>160</b>
	<b>Total FG</b>		1st Half	8/21	38.1%	2nd Half	12/21	57.1%	Game	20/42	47.6%				
	<b>3 PT FG</b>		1st Half	4/8	50.0%	2nd Half	4/8	50.0%	Game	8/16	50.0%				
	<b>Free Throws</b>		1st Half	1/2	50.0%	2nd Half	9/15	60.0%	Game	10/17	58.8%				

## Home: Riverton High School Wolverines

##	Name	P	FG	3 Pt	FT	PTS	ORB	DRB	TR	PF	AST	TO	BS	ST	MIN
1	Alec Richardson		0/2	0/1	0/0	0	0	0	0	2	0	1	0	0	8:24
2	* Kyren Higgs		0/0	0/0	0/0	0	1	2	3	2	0	0	0	0	18:27
3	Braxton LaJeunesse		0/0	0/0	0/0	0	0	1	1	1	0	0	0	0	6:05
5	Jayd Dion		1/2	1/1	2/2	5	1	0	1	0	0	0	0	0	2:14
11	Koleton Lonebear		0/2	0/2	0/0	0	0	0	0	1	0	1	0	0	17:46
12	* Easton Paxton		4/9	1/5	0/0	9	1	0	1	2	0	4	0	0	25:01
13	* Teron Doebele		6/11	0/0	1/3	13	3	4	7	5	0	2	0	0	18:15
23	* Brady Fullerton		3/9	1/6	0/0	7	0	1	1	0	1	5	0	0	27:32
32	* Kylan Shultz		1/5	0/1	2/3	4	0	3	3	3	0	3	0	0	21:29
40	Winston Tollefson		0/0	0/0	0/0	0	0	1	1	0	0	0	1	0	2:48
43	Aaron Ryan		0/0	0/0	0/0	0	0	0	0	0	0	0	0	0	3:07
44	Ridge McCoy		1/1	0/0	0/0	2	0	1	1	1	0	0	0	0	8:52
	Team						0	5	5						
	<b>Totals</b>		<b>16/41</b>	<b>3/16</b>	<b>5/8</b>	<b>40</b>	<b>6</b>	<b>18</b>	<b>24</b>	<b>17</b>	<b>1</b>	<b>16</b>	<b>1</b>	<b>0</b>	<b>160</b>
	<b>Total FG</b>		1st Half	7/18	38.9%	2nd Half	9/23	39.1%	Game	16/41	39.0%				
	<b>3 PT FG</b>		1st Half	1/8	12.5%	2nd Half	2/8	25.0%	Game	3/16	18.8%				
	<b>Free Throws</b>		1st Half	2/3	66.7%	2nd Half	3/5	60.0%	Game	5/8	62.5%				

	Che	Riv		Che	Riv		Che	Riv
Free Throw Pts	10	5	3Pt Points	24	9	Pts/Possession	1.07	0.74
Pts off Turnovers	8	10	2nd Chance Points	4	6	Pts off Bench	9	7
Total Rebounds	29	24	Team Rebounds	7	5	Dead Ball Reb	2	1
Off Rebound %	28.0	21.4	Def Rebound %	78.6	72.0	Total Rebound %	54.7	45.3
3Pt Efficiency	+19.2	-15.9	Def. Stops	38	29	Pts/Shot	1.16	0.89
Technical Fouls	<b>Che</b>	None						
	<b>Riv</b>	None						
Officials	Unknown							

	Qtr 1	Qtr 2	Qtr 3	Qtr 4	OT 1	OT 2	OT 3	OT 4	Total
<b>Cheyenne South High School Bison</b>	14	7	14	23	0	0	0	0	<b>58</b>
<b>Riverton High School Wolverines</b>	8	9	10	13	0	0	0	0	<b>40</b>

**Largest Lead** Riv 35 Che 56 (21 pts) **Lead Changes** 0 **Number of Ties** 1  
**Comments:** None

# WHSAA Basketball - Game Box Score

## Riverton High School Wolverines vs. Rock Springs High School Tigers

**Date: 3/11/2016 Time: 12pm Site: Casper Events Center Attendance: Unknown**

### Visitors: Rock Springs High School Tigers

##	Name	P	FG	3 Pt	FT	PTS	ORB	DRB	TR	PF	AST	TO	BS	ST	MIN
0	* Demetrius Davenport		7/13	0/2	0/1	14	2	7	9	1	4	4	1	2	26:29
2	* Jordan Jenkins		4/4	0/0	1/1	9	0	0	0	0	0	1	0	0	8:00
3	Ryan Brandt		3/5	0/0	2/4	8	1	1	2	2	1	1	0	0	9:31
5	Nick McMurtrey		0/0	0/0	0/0	0	0	1	1	0	0	0	0	0	1:18
15	Chadron Lane		0/1	0/1	0/0	0	0	1	1	0	0	0	0	0	1:18
20	* Trevor Hautala		3/9	0/3	0/0	6	0	6	6	1	1	3	0	3	26:18
21	Wrylee Padilla		3/6	3/5	0/0	9	1	2	3	1	2	1	0	1	22:37
22	* Carter Rosette		3/5	0/1	6/10	12	2	4	6	3	3	5	0	0	24:13
23	* Jared Rodriguez		2/7	1/3	6/6	11	1	4	5	3	2	2	0	0	23:37
24	Austin Pivic		0/1	0/0	1/2	1	0	3	3	2	0	1	0	0	9:06
31	Kade Moeller		0/0	0/0	1/2	1	0	0	0	0	0	0	1	0	1:18
33	Kelby Kramer		2/5	0/1	0/0	4	1	1	2	0	0	0	0	0	6:15
	Team						3	4	7						
	<b>Totals</b>		<b>27/56</b>	<b>4/16</b>	<b>17/26</b>	<b>75</b>	<b>11</b>	<b>34</b>	<b>45</b>	<b>13</b>	<b>13</b>	<b>18</b>	<b>2</b>	<b>6</b>	<b>160</b>

<b>Total FG</b>	1st Half	18/31	58.1%	2nd Half	9/25	36.0%	Game	27/56	48.2%
<b>3 PT FG</b>	1st Half	2/10	20.0%	2nd Half	2/6	33.3%	Game	4/16	25.0%
<b>Free Throws</b>	1st Half	1/1	100%	2nd Half	16/25	64.0%	Game	17/26	65.4%

### Home: Riverton High School Wolverines

##	Name	P	FG	3 Pt	FT	PTS	ORB	DRB	TR	PF	AST	TO	BS	ST	MIN
1	Alec Richardson		0/1	0/0	1/3	1	1	0	1	0	1	1	0	0	3:52
2	* Kyren Higgs		0/1	0/0	0/0	0	0	2	2	4	1	2	0	1	6:35
3	Braxton LaJeunesse		1/2	0/0	0/1	2	0	0	0	0	0	0	0	0	2:55
5	Jayd Dion		0/0	0/0	0/0	0	0	1	1	0	0	0	0	0	1:18
11	* Koleton Lonebear		1/6	0/3	2/2	4	1	1	2	3	1	2	0	0	24:41
12	* Easton Paxton		3/11	0/5	4/4	10	1	1	2	1	3	1	1	1	29:20
13	* Teron Doebele		5/11	0/1	2/5	12	1	6	7	5	1	4	0	3	25:05
23	* Brady Fullerton		7/17	1/7	0/0	15	0	5	5	2	2	2	0	7	30:19
32	Kylan Shultz		4/5	0/0	0/0	8	0	0	0	1	0	0	0	0	17:23
40	Winston Tollefson		0/4	0/2	0/0	0	0	0	0	0	0	0	0	0	2:22
43	Aaron Ryan		0/1	0/0	0/0	0	1	0	1	1	0	0	0	0	1:18
44	Ridge McCoy		3/5	0/0	0/0	6	1	3	4	5	0	0	0	0	14:52
	Team						3	4	7						
	<b>Totals</b>		<b>24/64</b>	<b>1/18</b>	<b>9/15</b>	<b>58</b>	<b>9</b>	<b>23</b>	<b>32</b>	<b>22</b>	<b>9</b>	<b>12</b>	<b>1</b>	<b>12</b>	<b>160</b>

<b>Total FG</b>	1st Half	9/30	30.0%	2nd Half	15/34	44.1%	Game	24/64	37.5%
<b>3 PT FG</b>	1st Half	0/5	0.00%	2nd Half	1/13	7.69%	Game	1/18	5.56%
<b>Free Throws</b>	1st Half	2/2	100%	2nd Half	7/13	53.8%	Game	9/15	60.0%

	Roc	Riv		Roc	Riv		Roc	Riv
Free Throw Pts	17	9	3Pt Points	12	3	Pts/Possession	1.00	0.79
Pts off Turnovers	23	12	2nd Chance Points	13	4	Pts off Bench	23	17
Total Rebounds	45	32	Team Rebounds	7	7	Dead Ball Reb	4	3
Off Rebound %	32.4	20.9	Def Rebound %	79.1	67.6	Total Rebound %	58.4	41.6
3Pt Efficiency	-13.3	-27.8	Def. Stops	46	41	Pts/Shot	1.09	0.82
Technical Fouls	<b>Roc</b>	None						
	<b>Riv</b>	None						
Officials	Unknown							

	Qtr 1	Qtr 2	Qtr 3	Qtr 4	OT 1	OT 2	OT 3	OT 4	Total
<b>Rock Springs High School Tigers</b>	21	18	13	23	0	0	0	0	<b>75</b>
<b>Riverton High School Wolverines</b>	12	8	16	22	0	0	0	0	<b>58</b>

**Largest Lead** Riv 22 Roc 42 (20 pts) **Lead Changes** 0 **Number of Ties** 1  
**Comments:** None



Date: 3/3/2016  
 Time: 6:00 pm

Arena: Casper Events Center  
 City, State: Casper, WY

**VISITOR: Rock River ( )**

NO	PLAYER	P	TOT-FG		3-PT		FT	FTA	REBOUNDS			PF	TP	A	TO	BK	S	MIN
			FG	FGA	FG	FGA			OFF	DEF	TOT							
2	Broyles, Taylor	*	3	5	2	2	0	0	0	0	0	0	8	0	7	0	3	22:08
5	Brown, Taylor	*	6	12	2	5	0	3	0	7	7	3	14	0	8	0	5	31:12
10	Bunce, Michelle	*	1	4	0	0	0	0	1	4	5	2	2	0	1	0	0	32:00
15	Stricklin, Sierra	*	4	19	1	3	8	10	2	11	13	2	17	1	9	0	1	30:22
22	Wetstein, Jolie	*	0	6	0	2	1	4	3	5	8	1	1	1	7	0	4	32:00
12	Clark-Johnson, Rory		0	0	0	0	0	0	0	1	1	0	0	0	0	0	0	9:07
20	Elliot, Cali		0	0	0	0	0	0	0	0	0	0	0	0	0	0	0	3:02
21	Jadzreil, Mallery-Cou		0	0	0	0	0	0	0	0	0	0	0	0	0	0	0	0:09
TEAM REBOUNDS									0	7	7				0			
Team Totals			14	46	5	12	9	17	6	35	41	8	42	2	32	0	13	160

Total FG% - 1st: 10/21 0.476 2nd: 4/25 0.160 Game: 0.304 Deadball  
 3-PT FG% - 1st: 4/9 0.444 2nd: 1/3 0.333 Game: 0.417 Rebounds  
 Total FT% - 1st: 3/6 0.500 2nd: 6/11 0.545 Game: 0.529 (4,0)

**HOME: St. Stephens ( )**

NO	PLAYER	P	TOT-FG		3-PT		FT	FTA	REBOUNDS			PF	TP	A	TO	BK	S	MIN
			FG	FGA	FG	FGA			OFF	DEF	TOT							
0	Goggles, Trinity	*	13	21	1	6	3	3	5	3	8	0	30	1	7	0	13	30:47
2	Addison, Kayle	*	2	12	0	4	2	4	1	3	4	2	6	0	1	1	5	21:21
10	Blackburn, Hannah	*	0	0	0	0	0	0	1	3	4	2	0	1	0	0	2	24:00
13	Montoya, Tanyka	*	0	1	0	0	0	0	0	1	1	2	0	0	1	0	0	8:00
21	Lynch, Rachell	*	6	18	2	11	0	0	1	8	9	2	14	0	5	0	3	28:29
1	Brown, Lolena		0	0	0	0	0	0	0	1	1	0	0	0	0	0	0	3:20
4	Redman, Angel		2	3	0	0	0	0	1	6	7	3	4	1	2	1	0	15:53
11	Weaselbear, Fawn		1	5	0	2	2	4	1	2	3	3	4	2	2	0	3	13:43
24	Brown, Martina		0	3	0	1	1	2	0	1	1	1	1	0	0	0	0	2:24
33	Harris, Lyndsay		1	6	0	2	0	0	1	2	3	1	2	0	0	0	0	7:30
43	Roman, Cortney		0	3	0	0	0	0	1	1	2	0	0	0	1	0	0	4:33
TEAM REBOUNDS									0	0	0				0			
Team Totals			25	72	3	26	8	13	12	31	43	16	61	5	19	2	26	160

Total FG% - 1st: 11/31 0.355 2nd: 14/41 0.341 Game: 0.347 Deadball  
 3-PT FG% - 1st: 1/13 0.077 2nd: 2/13 0.154 Game: 0.115 Rebounds  
 Total FT% - 1st: 2/4 0.500 2nd: 6/9 0.667 Game: 0.615 (2,0)

Technical Fouls: RRV (0)  
 : STS (0)

OFFICIALS :  
 ATTENDANCE : 0

SCORE BY PERIODS	1st	2nd	3rd	4th	TOTAL
Rock River	13	14	4	11	42
St. Stephens	8	17	12	24	61

Last FG: Rock River 4th- 1:26, St. Stephens 4th- 1:41  
 Largest lead: Rock River by 11 2nd- 5:43, St. Stephens by 23 4th- 1:41  
 Score tied: 3 times, Lead changed: 3 times

Date: 3/4/2016  
 Time: 10:30 am

Arena: Casper College  
 City, State: Casper, WY

**VISITOR: Rock River ( )**

NO	PLAYER	P	TOT-FG		3-PT		FT	FTA	REBOUNDS					A	TO	BK	S	MIN
			FG	FGA	FG	FGA			OFF	DEF	TOT	PF	TP					
2	Broyles, Taylor	*	0	3	0	1	0	0	2	3	5	2	0	0	5	0	3	30:18
5	Brown, Taylor	*	2	10	2	5	3	8	1	1	2	2	9	1	6	0	2	28:43
10	Bunce, Michelle	*	0	4	0	0	0	0	2	3	5	3	0	0	0	0	0	23:16
15	Stricklin, Sierra	*	7	16	0	2	5	7	2	2	4	5	19	0	7	2	2	30:05
22	Wetstein, Jolie	*	1	6	0	2	5	7	3	6	9	4	7	1	7	0	6	32:00
12	Clark-Johnson, Rory		0	1	0	0	0	0	0	0	0	1	0	0	1	0	0	12:36
20	Elliot, Cali		0	0	0	0	0	0	0	1	1	0	0	0	1	0	0	3:02
TEAM REBOUNDS									0	6	6						0	
Team Totals			10	40	2	10	13	22	10	22	32	17	35	2	27	2	13	160

Total FG% - 1st: 4/17 0.235 2nd: 6/23 0.261 Game: 0.250 Deadball  
 3-PT FG% - 1st: 1/2 0.500 2nd: 1/8 0.125 Game: 0.200 Rebounds  
 Total FT% - 1st: 8/12 0.667 2nd: 5/10 0.500 Game: 0.591 (2,0)

**HOME: Upton ( )**

NO	PLAYER	P	TOT-FG		3-PT		FT	FTA	REBOUNDS					A	TO	BK	S	MIN
			FG	FGA	FG	FGA			OFF	DEF	TOT	PF	TP					
3	Olson, Josie	*	4	9	0	3	1	3	1	0	1	4	9	1	3	0	4	30:43
4	Grubbs, Mackenzie	*	2	6	1	1	0	0	1	4	5	3	5	0	1	1	5	29:26
12	Rhoden, Grace	*	4	10	0	0	2	5	6	4	10	4	10	1	8	1	4	29:19
22	Claycomb, Laine	*	0	7	0	0	2	5	0	0	0	4	2	0	5	0	3	27:17
42	Rankin, Sara	*	4	8	0	1	3	4	2	8	10	3	11	0	3	1	0	16:32
23	Rhoden, Clover		1	3	0	1	0	0	1	1	2	3	2	0	5	0	1	9:22
44	Sharkey, Emily		0	0	0	0	0	0	0	2	2	1	0	0	2	0	0	9:21
TEAM REBOUNDS									0	7	7						0	
Team Totals			15	43	1	6	8	17	11	26	37	22	39	2	27	3	17	155

Total FG% - 1st: 9/23 0.391 2nd: 6/20 0.300 Game: 0.349 Deadball  
 3-PT FG% - 1st: 1/2 0.500 2nd: 0/4 0.000 Game: 0.167 Rebounds  
 Total FT% - 1st: 5/9 0.556 2nd: 3/8 0.375 Game: 0.471 (3,0)

Technical Fouls: RRV (0)  
 : UPT (0)

OFFICIALS :  
 ATTENDANCE : 0

SCORE BY PERIODS	1st	2nd	3rd	4th	TOTAL
Rock River	9	8	5	13	35
Upton	13	11	6	9	39

Last FG: Rock River 4th- 1:55, Upton 4th- 2:17  
 Largest lead: Rock River by 4 1st- 5:00, Upton by 12 3rd- 5:20  
 Score tied: 1 times, Lead changed: 2 times

# WHSAA Basketball - Game Box Score

## Rock Springs High School Tigers vs. Cheyenne East High School Thunderbirds

**Date: 3/10/2016 Time: 4:30pm Site: Casper College Attendance: Unknown**

### Visitors: Cheyenne East High School Thunderbirds

##	Name	P	FG	3 Pt	FT	PTS	ORB	DRB	TR	PF	AST	TO	BS	ST	MIN
2	Mackenzie Paintner		0/0	0/0	0/0	0	0	0	0	1	1	1	0	0	3:54
3	* Ashton Horsley		1/8	1/6	2/2	5	1	4	5	0	0	1	0	1	21:48
4	Duquesne Moratzka		0/1	0/0	0/0	0	0	1	1	0	0	0	0	0	1:47
10	* Katie Loken		2/5	0/2	3/4	7	2	2	4	1	0	2	0	1	23:26
11	* Jessie Erickson		2/7	0/2	2/2	6	2	0	2	3	1	0	0	1	18:32
12	Kaitlyn Rinker		0/0	0/0	0/0	0	0	1	1	0	1	3	0	0	6:43
15	Jazzy Espinoza		0/2	0/0	1/2	1	0	0	0	0	0	0	0	1	3:17
20	Chyann Wilson		1/1	1/1	0/2	3	0	1	1	1	0	0	0	1	9:21
21	* Sierra Stellern		2/5	0/0	4/4	8	1	9	10	0	1	1	2	1	24:02
22	Makenzee Fagenbush		1/3	1/3	0/0	3	0	4	4	0	1	2	0	0	16:24
43	* Cosette Stellern		6/11	0/0	3/4	15	5	4	9	2	4	2	3	0	22:51
50	Jadyn Kanzler		4/5	0/0	0/1	8	0	2	2	1	0	0	1	0	7:55
	Team						1	2	3						
	<b>Totals</b>		<b>19/48</b>	<b>3/14</b>	<b>15/21</b>	<b>56</b>	<b>12</b>	<b>30</b>	<b>42</b>	<b>9</b>	<b>9</b>	<b>12</b>	<b>6</b>	<b>6</b>	<b>160</b>

<b>Total FG</b>	1st Half	10/27	37.0%	2nd Half	9/21	42.9%	Game	19/48	39.6%
<b>3 PT FG</b>	1st Half	0/7	0.00%	2nd Half	3/7	42.9%	Game	3/14	21.4%
<b>Free Throws</b>	1st Half	12/14	85.7%	2nd Half	3/7	42.9%	Game	15/21	71.4%

### Home: Rock Springs High School Tigers

##	Name	P	FG	3 Pt	FT	PTS	ORB	DRB	TR	PF	AST	TO	BS	ST	MIN
2	Faith Fernandez		0/1	0/0	0/0	0	0	0	0	1	2	0	0	0	9:34
3	Taylor Jenkins		0/0	0/0	0/0	0	0	1	1	1	0	0	0	0	5:27
4	* Bailey Johnson		0/1	0/0	0/0	0	0	1	1	1	0	2	0	0	14:26
10	* Kenzie Kroupa		1/8	1/4	0/0	3	0	1	1	1	0	0	1	0	20:50
11	* Lyndzie Kroupa		1/3	0/0	0/0	2	0	1	1	0	0	0	0	0	18:08
12	* Stevie Hill		3/11	0/1	0/0	6	2	3	5	1	1	0	0	3	28:49
22	Kaylen Taucher		0/0	0/0	0/0	0	0	0	0	1	0	0	0	0	0:22
23	* Maggie Justinak		3/14	2/5	0/0	8	0	2	2	2	0	4	0	4	27:56
25	Sarye Thomas		3/8	0/2	0/0	6	2	2	4	2	1	1	0	2	13:41
30	Selena Cudney		0/1	0/0	0/0	0	0	0	0	4	0	2	0	0	4:18
31	Emily Quigley		4/7	0/0	1/1	9	2	1	3	2	0	1	1	0	15:52
40	Alyssa Vigil		0/0	0/0	0/0	0	0	0	0	0	0	1	1	0	0:37
	Team						3	9	12			1			
	<b>Totals</b>		<b>15/54</b>	<b>3/12</b>	<b>1/1</b>	<b>34</b>	<b>9</b>	<b>21</b>	<b>30</b>	<b>16</b>	<b>4</b>	<b>12</b>	<b>3</b>	<b>9</b>	<b>160</b>

<b>Total FG</b>	1st Half	7/23	30.4%	2nd Half	8/31	25.8%	Game	15/54	27.8%
<b>3 PT FG</b>	1st Half	2/3	66.7%	2nd Half	1/9	11.1%	Game	3/12	25.0%
<b>Free Throws</b>	1st Half	0/0	0.00%	2nd Half	1/1	100%	Game	1/1	100%

	Che Roc			Che Roc			Che Roc	
Free Throw Pts	15	1	3Pt Points	9	9	Pts/Possession	0.98	0.60
Pts off Turnovers	8	8	2nd Chance Points	10	9	Pts off Bench	15	15
Total Rebounds	42	30	Team Rebounds	3	12	Dead Ball Reb	2	0
Off Rebound %	36.4	23.1	Def Rebound %	76.9	63.6	Total Rebound %	58.3	41.7
3Pt Efficiency	-9.9	+6.0	Def. Stops	42	33	Pts/Shot	0.97	0.63
Technical Fouls	<b>Che</b>	None		<b>Roc</b>	None			
Officials	Unknown							

	Qtr 1	Qtr 2	Qtr 3	Qtr 4	OT 1	OT 2	OT 3	OT 4	Total
<b>Cheyenne East High School Thunderbirds</b>	15	17	17	7	0	0	0	0	<b>56</b>
<b>Rock Springs High School Tigers</b>	11	5	5	13	0	0	0	0	<b>34</b>

**Largest Lead** Roc 21 Che 51 (30 pts) **Lead Changes** 0 **Number of Ties** 0  
**Comments:** None

# WHSAA Basketball - Game Box Score

## Rock Springs High School Tigers vs. Green River High School Wolves

**Date: 3/11/2016 Time: 10:30am Site: Casper Events Center Attendance: Unknown**

### Visitors: Green River High School Wolves

##	Name	P	FG	3 Pt	FT	PTS	ORB	DRB	TR	PF	AST	TO	BS	ST	MIN
2	* Mallory Seymour		3/12	2/4	2/2	10	0	0	0	0	0	4	0	0	30:38
4	Chelsea Maes		4/9	3/5	2/2	13	2	2	4	2	0	1	0	1	18:48
5	* Avereë Cobb		0/2	0/0	0/0	0	2	2	4	4	1	4	0	1	24:58
11	Hattie Hix		1/3	0/1	2/4	4	3	3	6	2	0	3	0	0	17:10
14	Lauressa Tramp		0/0	0/0	0/0	0	0	2	2	0	1	1	0	0	7:01
22	Taylor Stoeger		0/0	0/0	0/0	0	0	0	0	0	0	0	0	0	DNP
30	* Mariah Morin		2/5	0/0	3/10	7	3	9	12	2	0	0	0	3	17:18
32	* Emily White		1/11	0/0	1/2	3	1	3	4	5	0	2	0	1	11:58
34	Erica Wilson		0/0	0/0	0/0	0	0	0	0	0	0	0	0	0	0:47
40	Aaliyah Brady		0/0	0/0	0/0	0	0	0	0	0	0	0	0	0	0:47
42	* Andri Dewey		3/10	2/7	0/0	8	3	1	4	1	2	5	0	1	29:48
45	Hannah Hix		0/1	0/0	0/0	0	1	0	1	0	0	1	0	1	0:47
	Team						2	3	5			1			
	<b>Totals</b>		<b>14/53</b>	<b>7/17</b>	<b>10/20</b>	<b>45</b>	<b>17</b>	<b>25</b>	<b>42</b>	<b>16</b>	<b>4</b>	<b>22</b>	<b>0</b>	<b>8</b>	<b>160</b>

<b>Total FG</b>	1st Half	6/28	21.4%	2nd Half	8/25	32.0%	Game	14/53	26.4%
<b>3 PT FG</b>	1st Half	5/10	50.0%	2nd Half	2/7	28.6%	Game	7/17	41.2%
<b>Free Throws</b>	1st Half	4/6	66.7%	2nd Half	6/14	42.9%	Game	10/20	50.0%

### Home: Rock Springs High School Tigers

##	Name	P	FG	3 Pt	FT	PTS	ORB	DRB	TR	PF	AST	TO	BS	ST	MIN
2	Faith Fernandez		0/0	0/0	0/0	0	0	1	1	0	1	3	0	0	7:21
3	Taylor Jenkins		0/1	0/0	0/0	0	0	0	0	0	0	0	1	0	0:47
4	Bailey Johnson		1/4	0/0	0/1	2	0	0	0	2	0	1	0	0	7:02
10	* Kenzie Kroupa		1/6	1/4	0/0	3	0	6	6	4	0	2	0	1	23:59
11	* Lyndzie Kroupa		6/8	0/0	2/2	14	2	0	2	0	0	0	0	1	27:36
12	* Stevie Hill		4/10	1/3	1/2	10	2	2	4	4	2	4	0	2	27:27
22	* Kaylen Taucher		0/2	0/0	0/0	0	0	0	0	0	0	0	1	0	4:57
23	* Maggie Justinak		6/13	4/5	2/2	18	1	5	6	0	0	5	0	7	23:45
25	Sarye Thomas		1/2	0/0	0/0	2	0	5	5	1	2	4	0	1	17:59
30	Selena Cudney		1/1	0/0	1/8	3	1	4	5	2	1	0	0	0	9:02
31	Emily Quigley		0/3	0/0	2/2	2	1	2	3	2	0	1	0	0	9:24
40	Alyssa Vigil		0/0	0/0	0/0	0	0	0	0	0	0	1	0	0	0:41
	Team						3	2	5						
	<b>Totals</b>		<b>20/50</b>	<b>6/12</b>	<b>8/17</b>	<b>54</b>	<b>10</b>	<b>27</b>	<b>37</b>	<b>15</b>	<b>6</b>	<b>21</b>	<b>2</b>	<b>12</b>	<b>160</b>

<b>Total FG</b>	1st Half	9/26	34.6%	2nd Half	11/24	45.8%	Game	20/50	40.0%
<b>3 PT FG</b>	1st Half	2/6	33.3%	2nd Half	4/6	66.7%	Game	6/12	50.0%
<b>Free Throws</b>	1st Half	0/1	0.00%	2nd Half	8/16	50.0%	Game	8/17	47.1%

	Gre	Roc		Gre	Roc		Gre	Roc
Free Throw Pts	10	8	3Pt Points	21	18	Pts/Possession	0.67	0.79
Pts off Turnovers	20	13	2nd Chance Points	5	7	Pts off Bench	17	9
Total Rebounds	42	37	Team Rebounds	5	5	Dead Ball Reb	5	3
Off Rebound %	38.6	28.6	Def Rebound %	71.4	61.4	Total Rebound %	53.2	46.8
3Pt Efficiency	+28.2	+25.4	Def. Stops	46	49	Pts/Shot	0.71	0.93
Technical Fouls	<b>Gre</b>	None						
	<b>Roc</b>	None						
Officials	Unknown							

	Qtr 1	Qtr 2	Qtr 3	Qtr 4	OT 1	OT 2	OT 3	OT 4	Total
<b>Green River High School Wolves</b>	9	12	13	11	0	0	0	0	<b>45</b>
<b>Rock Springs High School Tigers</b>	7	13	18	16	0	0	0	0	<b>54</b>

**Largest Lead** Roc 51 Gre 39 (12 pts) **Lead Changes** 7 **Number of Ties** 2  
**Comments:** None

# WHSAA Basketball - Game Box Score

## Rock Springs High School Tigers vs. Laramie High School Plainsmen

**Date: 03/12/2016 Time: 12:00 pm Site: Casper Events Center Attendance: Unknown**

### Visitors: Laramie High School Plainsmen

##	Name	P	FG	3 Pt	FT	PTS	ORB	DRB	TR	PF	AST	TO	BS	ST	MIN
0	Matt Moran		4/6	1/2	1/1	10	0	1	1	0	1	2	0	4	17:46
2	* Jake Aadland		2/10	1/3	2/2	7	1	2	3	3	0	2	0	2	24:55
3	* Andrew Garcia		2/6	2/5	1/2	7	1	2	3	1	3	5	0	3	24:43
5	* Reid Baty		5/8	0/0	0/0	10	1	9	10	3	0	0	1	1	26:02
10	* Taylor Dodd		0/1	0/0	0/0	0	1	1	2	4	2	2	0	0	18:20
15	* Nate Burman		6/15	1/5	6/8	19	3	8	11	2	0	6	0	3	30:09
20	Chad Browning		1/1	1/1	0/0	3	0	2	2	0	0	0	0	1	7:52
22	Brooks Tyser		0/0	0/0	0/0	0	0	0	0	0	0	0	0	0	0:53
31	Ty Hoflund		0/0	0/0	0/0	0	0	1	1	1	1	0	0	0	6:53
32	Isaiah Martinez		0/0	0/0	0/0	0	0	0	0	0	0	0	0	0	DNP
44	Frank Crum		0/0	0/0	1/2	1	0	0	0	1	0	0	0	0	0:53
45	Donovan Downey		0/1	0/1	0/0	0	0	0	0	0	0	0	0	0	1:18
Team							2	0	2						
<b>Totals</b>			<b>20/48</b>	<b>6/17</b>	<b>11/15</b>	<b>57</b>	<b>9</b>	<b>26</b>	<b>35</b>	<b>15</b>	<b>7</b>	<b>17</b>	<b>1</b>	<b>14</b>	<b>159:44</b>
<b>Total FG</b>			1st Half	12/22	54.5%	2nd Half	8/26	30.8%	Game	20/48	41.7%				
<b>3 PT FG</b>			1st Half	3/9	33.3%	2nd Half	3/8	37.5%	Game	6/17	35.3%				
<b>Free Throws</b>			1st Half	5/6	83.3%	2nd Half	6/9	66.7%	Game	11/15	73.3%				

### Home: Rock Springs High School Tigers

##	Name	P	FG	3 Pt	FT	PTS	ORB	DRB	TR	PF	AST	TO	BS	ST	MIN
0	* Demetrius Davenport		3/7	1/3	2/4	9	0	2	2	2	0	1	0	2	17:24
2	Jordan Jenkins		0/0	0/0	0/0	0	0	0	0	0	0	0	0	0	DNP
3	Ryan Brandt		1/4	1/2	1/4	4	1	2	3	2	1	1	0	0	14:32
5	Nick McMurtrey		0/0	0/0	2/4	2	0	0	0	1	0	0	0	0	2:11
15	Chadron Lane		1/2	0/0	0/0	2	0	1	1	0	0	2	0	0	4:36
20	* Trevor Hautala		1/5	0/2	0/2	2	1	2	3	0	0	3	0	0	27:44
21	Wrylee Padilla		1/5	0/4	0/0	2	1	2	3	0	0	2	0	0	15:54
22	* Carter Rosette		0/3	0/0	2/2	2	0	1	1	3	0	2	0	2	14:24
23	* Jared Rodriguez		2/3	1/2	0/2	5	0	0	0	1	3	4	0	2	19:10
24	* Austin Pivic		2/6	0/0	0/1	4	1	6	7	3	0	4	0	3	18:34
31	Kade Moeller		0/0	0/0	0/0	0	0	1	1	0	0	1	0	0	4:25
33	Kelby Kramer		2/4	0/0	2/2	6	2	3	5	3	0	0	1	1	20:58
Team							1	1	2						
<b>Totals</b>			<b>13/39</b>	<b>3/13</b>	<b>9/21</b>	<b>38</b>	<b>7</b>	<b>21</b>	<b>28</b>	<b>15</b>	<b>4</b>	<b>20</b>	<b>1</b>	<b>10</b>	<b>159:52</b>
<b>Total FG</b>			1st Half	9/21	42.9%	2nd Half	4/18	22.2%	Game	13/39	33.3%				
<b>3 PT FG</b>			1st Half	2/6	33.3%	2nd Half	1/7	14.3%	Game	3/13	23.1%				
<b>Free Throws</b>			1st Half	5/8	62.5%	2nd Half	4/13	30.8%	Game	9/21	42.9%				

	Lar Roc			Lar Roc			Lar Roc		
Free Throw Pts	11	9	3Pt Points	18	9	Pts/Possession	0.92	0.61	
Pts off Turnovers	17	10	2nd Chance Points	6	2	Pts off Bench	14	16	
Total Rebounds	35	28	Team Rebounds	2	2	Dead Ball Reb	2	5	
Off Rebound %	30.0	21.2	Def Rebound %	78.8	70.0	Total Rebound %	55.6	44.4	
3Pt Efficiency	+5.2	-2.6	Def. Stops	46	38	Pts/Shot	1.04	0.78	
Technical Fouls	Lar	None							
	Roc	None							
Officials	Unknown								

	Qtr 1	Qtr 2	Qtr 3	Qtr 4	OT 1	OT 2	OT 3	OT 4	Total
Laramie High School Plainsmen	13	19	12	13	0	0	0	0	57
Rock Springs High School Tigers	8	17	7	6	0	0	0	0	38

**Largest Lead** Roc 34 Lar 56 (22 pts) **Lead Changes** 0 **Number of Ties** 1  
**Comments:** None

# WHSAA Basketball - Game Box Score

**Sheridan High School Broncs vs. Cheyenne East High School Thunderbirds**  
**Date: 03/12/2016 Time: 10:30 am Site: Casper Events Center Attendance: Unknown**

## Visitors: Cheyenne East High School Thunderbirds

##	Name	P	FG	3 Pt	FT	PTS	ORB	DRB	TR	PF	AST	TO	BS	ST	MIN
2	Mackenzie Paintner		0/0	0/0	0/0	0	0	0	0	1	0	0	0	0	0:30
3	* Ashton Horsley		2/4	2/3	2/3	8	0	2	2	0	0	1	0	1	28:04
4	Duquesne Moratzka		0/0	0/0	0/0	0	0	0	0	0	0	0	0	0	DNP
10	* Katie Loken		9/14	1/2	5/10	24	1	3	4	3	0	5	1	2	23:11
11	* Jessie Erickson		3/7	1/2	5/6	12	2	5	7	3	4	3	1	2	30:32
12	Kaitlyn Rinker		0/0	0/0	0/0	0	0	0	0	0	0	0	0	0	0:38
15	Jazzy Espinoza		0/0	0/0	0/0	0	0	0	0	0	0	0	0	0	DNP
20	Chyann Wilson		1/2	0/0	1/2	3	1	0	1	0	1	0	0	0	8:49
21	* Sierra Stellern		4/8	0/0	5/5	13	4	7	11	1	1	3	1	0	30:47
22	Makenzee Fagenbush		0/0	0/0	0/2	0	1	0	1	0	0	0	0	0	5:32
43	* Cosette Stellern		5/10	0/0	0/0	10	3	8	11	3	3	3	1	0	26:30
50	Jadyn Kanzler		0/1	0/0	1/2	1	0	0	0	1	0	1	0	0	5:27
Team							4	3	7						
<b>Totals</b>			<b>24/46</b>	<b>4/7</b>	<b>19/30</b>	<b>71</b>	<b>16</b>	<b>28</b>	<b>44</b>	<b>12</b>	<b>9</b>	<b>16</b>	<b>4</b>	<b>5</b>	<b>160</b>
<b>Total FG</b>			1st Half	14/26	53.8%	2nd Half	10/20	50.0%	Game	24/46	52.2%				
<b>3 PT FG</b>			1st Half	2/5	40.0%	2nd Half	2/2	100%	Game	4/7	57.1%				
<b>Free Throws</b>			1st Half	7/10	70.0%	2nd Half	12/20	60.0%	Game	19/30	63.3%				

## Home: Sheridan High School Broncs

##	Name	P	FG	3 Pt	FT	PTS	ORB	DRB	TR	PF	AST	TO	BS	ST	MIN
2	Riley Rafferty		0/0	0/0	0/0	0	0	0	0	1	0	1	0	0	3:39
4	* Makenna Balkenbush		1/8	0/3	0/0	2	3	1	4	4	2	1	0	0	17:56
12	* Kaycen Townsend		3/8	1/5	2/2	9	2	3	5	3	0	1	0	0	29:14
13	Kailey Loomis		0/0	0/0	0/0	0	0	0	0	0	0	0	0	0	0:12
14	* Jamy Shassetz		5/9	0/1	0/0	10	2	1	3	1	2	2	0	2	29:59
15	Kailee Ingalls		1/3	1/2	1/2	4	2	2	4	4	1	1	0	0	17:08
21	* Robbi Ryan		7/22	3/9	6/6	23	1	2	3	3	2	2	0	4	31:48
25	Alli Puuri		3/4	3/4	0/0	9	0	1	1	3	1	0	0	0	8:36
31	* Jordan Christensen		0/3	0/0	0/0	0	0	0	0	1	0	0	0	2	11:49
32	Katie Tomlinson		0/2	0/0	0/0	0	0	2	2	0	0	0	0	0	4:09
33	Bailey Coon		0/1	0/0	0/0	0	0	0	0	2	0	0	0	0	5:30
35	Zoie Jones		0/0	0/0	0/0	0	0	0	0	0	0	0	0	0	DNP
Team							2	1	3						
<b>Totals</b>			<b>20/60</b>	<b>8/24</b>	<b>9/10</b>	<b>57</b>	<b>12</b>	<b>13</b>	<b>25</b>	<b>22</b>	<b>8</b>	<b>8</b>	<b>0</b>	<b>8</b>	<b>160</b>
<b>Total FG</b>			1st Half	11/33	33.3%	2nd Half	9/27	33.3%	Game	20/60	33.3%				
<b>3 PT FG</b>			1st Half	5/11	45.5%	2nd Half	3/13	23.1%	Game	8/24	33.3%				
<b>Free Throws</b>			1st Half	2/2	100%	2nd Half	7/8	87.5%	Game	9/10	90.0%				

	Che	She		Che	She		Che	She
Free Throw Pts	19	9	3Pt Points	12	24	Pts/Possession	1.18	0.93
Pts off Turnovers	8	16	2nd Chance Points	19	8	Pts off Bench	4	13
Total Rebounds	44	25	Team Rebounds	7	3	Dead Ball Reb	4	1
Off Rebound %	55.2	30.0	Def Rebound %	70.0	44.8	Total Rebound %	63.8	36.2
3Pt Efficiency	+23.0	+11.1	Def. Stops	36	29	Pts/Shot	1.16	0.88
Technical Fouls	<b>Che</b>	None						
	<b>She</b>	None						
Officials	Unknown							

	Qtr 1	Qtr 2	Qtr 3	Qtr 4	OT 1	OT 2	OT 3	OT 4	Total
<b>Cheyenne East High School Thunderbirds</b>	17	20	18	16	0	0	0	0	<b>71</b>
<b>Sheridan High School Broncs</b>	12	17	14	14	0	0	0	0	<b>57</b>

**Largest Lead** She 34 Che 49 (15 pts) **Lead Changes** 4 **Number of Ties** 1  
**Comments:** None

# WHSAA Basketball - Game Box Score

**Sheridan High School Broncs vs. Evanston High School Red Devils**  
**Date: 3/10/2016 Time: 9am Site: Casper College Attendance: Unknown**

## Visitors: Evanston High School Red Devils

##	Name	P	FG	3 Pt	FT	PTS	ORB	DRB	TR	PF	AST	TO	BS	ST	MIN
2	* Clarissa Barton		0/0	0/0	0/0	0	0	0	0	2	0	4	0	0	10:49
4	* Brinae Sanders		6/12	2/4	2/3	16	2	3	5	0	0	1	0	0	28:27
5	Drew Groll		0/1	0/0	0/0	0	0	0	0	0	0	0	0	0	4:23
10	* Emily Davis		2/5	0/0	1/4	5	3	3	6	5	0	2	0	0	23:20
12	Taylor Groll		0/3	0/0	1/2	1	2	0	2	3	0	1	0	0	19:54
13	* Emery Wagstaff		4/13	2/5	1/2	11	1	3	4	3	0	3	0	3	27:32
15	Emma Piper		1/1	0/0	0/0	2	1	0	1	0	0	0	0	0	1:29
20	* Vanessa Ramirez		0/1	0/0	2/2	2	0	3	3	0	0	0	0	1	12:09
21	KayLa Synan		0/0	0/0	0/0	0	0	0	0	0	0	0	0	0	DNP
23	Hailey Barker		1/7	1/2	1/3	4	1	2	3	0	1	1	1	0	20:38
25	KaySee Synan		0/0	0/0	0/0	0	0	0	0	0	0	0	0	0	DNP
43	Megan Fisher		0/2	0/0	0/0	0	1	2	3	1	0	0	0	0	11:19
	Team						3	4	7			5			
	<b>Totals</b>		<b>14/45</b>	<b>5/11</b>	<b>8/16</b>	<b>41</b>	<b>14</b>	<b>20</b>	<b>34</b>	<b>14</b>	<b>1</b>	<b>17</b>	<b>1</b>	<b>4</b>	<b>160</b>
	<b>Total FG</b>		1st Half	6/19	31.6%	2nd Half	8/26	30.8%	Game	14/45	31.1%				
	<b>3 PT FG</b>		1st Half	1/4	25.0%	2nd Half	4/7	57.1%	Game	5/11	45.5%				
	<b>Free Throws</b>		1st Half	5/8	62.5%	2nd Half	3/8	37.5%	Game	8/16	50.0%				

## Home: Sheridan High School Broncs

##	Name	P	FG	3 Pt	FT	PTS	ORB	DRB	TR	PF	AST	TO	BS	ST	MIN
2	Riley Rafferty		0/1	0/0	0/0	0	0	0	0	1	0	1	0	0	6:14
4	* Makenna Balkenbush		1/3	0/1	2/2	4	0	3	3	0	0	3	0	0	14:54
12	* Kaycen Townsend		1/4	0/2	3/3	5	2	6	8	0	1	2	0	1	29:18
13	Kailey Loomis		0/1	0/0	0/0	0	0	0	0	1	0	0	0	0	2:19
14	* Jamy Shassetz		1/6	0/3	0/0	2	2	0	2	4	1	2	0	0	20:33
15	Kailee Ingalls		0/0	0/0	0/0	0	0	0	0	2	0	0	0	0	5:31
21	* Robbi Ryan		8/19	2/5	6/9	24	2	8	10	1	2	3	2	5	30:35
25	Alli Puuri		3/6	2/4	0/1	8	1	0	1	4	0	0	0	1	17:43
31	* Jordan Christensen		1/4	0/0	2/2	4	0	0	0	2	0	0	0	1	19:52
32	Katie Tomlinson		0/0	0/0	0/0	0	0	0	0	0	0	0	0	0	2:10
33	Bailey Coon		3/3	0/0	0/0	6	1	1	2	4	0	1	0	0	9:39
35	Zoie Jones		0/0	0/0	0/0	0	0	0	0	0	0	0	0	0	1:12
	Team						4	4	8			1			
	<b>Totals</b>		<b>18/47</b>	<b>4/15</b>	<b>13/17</b>	<b>53</b>	<b>12</b>	<b>22</b>	<b>34</b>	<b>19</b>	<b>4</b>	<b>13</b>	<b>2</b>	<b>8</b>	<b>160</b>
	<b>Total FG</b>		1st Half	10/30	33.3%	2nd Half	8/17	47.1%	Game	18/47	38.3%				
	<b>3 PT FG</b>		1st Half	3/12	25.0%	2nd Half	1/3	33.3%	Game	4/15	26.7%				
	<b>Free Throws</b>		1st Half	4/6	66.7%	2nd Half	9/11	81.8%	Game	13/17	76.5%				

		<b>Eva</b>	<b>She</b>		<b>Eva</b>	<b>She</b>		<b>Eva</b>	<b>She</b>
Free Throw Pts	8	13	3Pt Points	15	12	Pts/Possession	0.73	0.93	
Pts off Turnovers	4	13	2nd Chance Points	9	9	Pts off Bench	7	14	
Total Rebounds	34	34	Team Rebounds	7	8	Dead Ball Reb	3	1	
Off Rebound %	38.9	37.5	Def Rebound %	62.5	61.1	Total Rebound %	50.0	50.0	
3Pt Efficiency	+27.8	-2.5	Def. Stops	33	39	Pts/Shot	0.77	0.96	
Technical Fouls	<b>Eva</b>	None							
	<b>She</b>	None							
Officials	Unknown								

	Qtr 1	Qtr 2	Qtr 3	Qtr 4	OT 1	OT 2	OT 3	OT 4	Total
<b>Evanston High School Red Devils</b>	7	11	14	9	0	0	0	0	<b>41</b>
<b>Sheridan High School Broncs</b>	15	12	11	15	0	0	0	0	<b>53</b>

**Largest Lead** She 51 Eva 36 (15 pts) **Lead Changes** 5 **Number of Ties** 0  
**Comments:** None

# WHSAA Basketball - Game Box Score

## Sheridan High School Broncs vs. Natrona County High School Fillies

**Date: 3/11/2016 Time: 4:30pm Site: Casper Event Center Attendance: Unknown**

### Visitors: Natrona County High School Fillies

##	Name	P	FG	3 Pt	FT	PTS	ORB	DRB	TR	PF	AST	TO	BS	ST	MIN
1	Jordan Quig		0/0	0/0	0/0	0	0	0	0	0	0	0	0	0	DNP
2	Abby Ellbogen		1/5	0/2	0/1	2	1	0	1	4	0	1	0	2	16:25
3	* Katie Mayhue		4/16	0/5	3/6	11	3	0	3	5	1	1	0	0	22:48
4	* Abby Switzer		4/11	1/7	6/10	15	0	2	2	4	0	3	0	0	25:49
20	* Sarah Jones		3/6	2/3	11/16	19	0	9	9	2	0	2	0	0	29:21
23	Jaye Johnson		0/2	0/0	4/4	4	1	0	1	3	1	2	0	0	11:13
25	Amber Johnson		0/1	0/1	1/2	1	1	0	1	0	0	1	0	0	7:23
30	* Kristy Dick		4/6	1/1	2/5	11	6	5	11	5	0	3	0	0	15:13
33	Sierra Force		0/0	0/0	0/0	0	0	0	0	0	0	0	0	0	0:30
35	* Emily Robertson		2/7	0/0	3/3	7	4	4	8	3	0	3	2	0	16:55
42	Ashton Hallsted		1/3	0/0	2/6	4	4	3	7	1	0	0	0	0	14:23
51	Marquel Gibson		0/0	0/0	0/0	0	0	0	0	0	0	0	0	0	DNP
Team							4	4	8			2			
<b>Totals</b>			<b>19/57</b>	<b>4/19</b>	<b>32/53</b>	<b>74</b>	<b>24</b>	<b>27</b>	<b>51</b>	<b>27</b>	<b>2</b>	<b>18</b>	<b>2</b>	<b>2</b>	160

<b>Total FG</b>	1st Half	9/25	36.0%	2nd Half	10/32	31.3%	Game	19/57	33.3%
<b>3 PT FG</b>	1st Half	3/12	25.0%	2nd Half	1/7	14.3%	Game	4/19	21.1%
<b>Free Throws</b>	1st Half	13/24	54.2%	2nd Half	19/29	65.5%	Game	32/53	60.4%

### Home: Sheridan High School Broncs

##	Name	P	FG	3 Pt	FT	PTS	ORB	DRB	TR	PF	AST	TO	BS	ST	MIN
2	Riley Rafferty		0/2	0/1	0/0	0	0	0	0	1	0	0	0	0	2:51
4	* Makenna Balkenbush		4/8	1/3	1/3	10	3	1	4	4	0	2	0	0	19:46
12	* Kaycen Townsend		5/11	0/3	2/4	12	2	6	8	4	0	2	0	0	27:41
13	Kailey Loomis		0/0	0/0	0/0	0	0	0	0	0	0	1	0	0	1:41
14	* Jamy Shassetz		3/13	0/2	4/5	10	3	2	5	5	0	3	0	1	23:29
15	Kailee Ingalls		1/1	0/0	0/0	2	0	0	0	1	0	0	0	1	4:24
21	* Robbi Ryan		6/13	0/3	5/8	17	1	6	7	5	2	6	1	3	26:17
25	Alli Puuri		0/3	0/2	0/0	0	0	0	0	5	0	2	0	0	12:47
31	* Jordan Christensen		2/5	0/1	3/3	7	0	3	3	4	0	0	0	0	25:55
32	Katie Tomlinson		0/0	0/0	0/0	0	1	0	1	1	0	0	0	0	3:49
33	Bailey Coon		2/3	1/1	0/0	5	1	2	3	5	0	1	0	0	10:50
35	Zoie Jones		0/0	0/0	0/0	0	0	0	0	0	0	0	0	0	0:30
Team							4	6	10						
<b>Totals</b>			<b>23/59</b>	<b>2/16</b>	<b>15/23</b>	<b>63</b>	<b>15</b>	<b>26</b>	<b>41</b>	<b>35</b>	<b>2</b>	<b>17</b>	<b>1</b>	<b>5</b>	160

<b>Total FG</b>	1st Half	12/25	48.0%	2nd Half	11/34	32.4%	Game	23/59	39.0%
<b>3 PT FG</b>	1st Half	1/6	16.7%	2nd Half	1/10	10.0%	Game	2/16	12.5%
<b>Free Throws</b>	1st Half	6/9	66.7%	2nd Half	9/14	64.3%	Game	15/23	65.2%

	<b>Nat</b>	<b>She</b>		<b>Nat</b>	<b>She</b>		<b>Nat</b>	<b>She</b>
Free Throw Pts	32	15	3Pt Points	12	6	Pts/Possession	1.00	0.89
Pts off Turnovers	11	18	2nd Chance Points	18	9	Pts off Bench	11	7
Total Rebounds	51	41	Team Rebounds	8	10	Dead Ball Reb	9	2
Off Rebound %	48.0	35.7	Def Rebound %	64.3	52.0	Total Rebound %	55.4	44.6
3Pt Efficiency	-5.3	-20.1	Def. Stops	44	44	Pts/Shot	0.89	0.90
Technical Fouls	<b>Nat</b>	None						
	<b>She</b>	None						
Officials	Unknown							

	Qtr 1	Qtr 2	Qtr 3	Qtr 4	OT 1	OT 2	OT 3	OT 4	Total
<b>Natrona County High School Fillies</b>	13	21	17	23	0	0	0	0	<b>74</b>
<b>Sheridan High School Broncs</b>	12	19	13	19	0	0	0	0	<b>63</b>

**Largest Lead** She 60 Nat 72 (12 pts) **Lead Changes** 12 **Number of Ties** 10  
**Comments:** None



Date: 3/3/2016  
Time: 7:30 pm

Arena: Casper College  
City, State: Casper, WY

**VISITOR: Southeast ( )**

NO	PLAYER	P	TOT-FG		3-PT		FT		FTA		REBOUNDS					MIN		
			FG	FGA	FG	FGA	FT	FTA	OFF	DEF	TOT	PF	TP	A	TO		BK	S
1	Humphrey, Connor	*	2	3	0	1	0	2	2	0	2	1	4	0	4	0	0	20:26
5	Becker, David	*	3	5	0	0	4	6	1	6	7	4	10	0	4	0	2	28:10
11	Werner, Chance	*	2	10	1	6	0	0	1	3	4	2	5	0	4	0	0	26:47
22	Malm, Kaden	*	2	7	1	2	2	2	0	0	0	4	7	0	3	0	2	22:34
32	Schmitt, Jacob	*	0	0	0	0	0	0	0	3	3	3	0	0	4	1	1	23:09
2	Keller, Dalton		0	0	0	0	1	2	0	1	1	3	1	1	4	0	0	13:38
3	Herring, Cade		0	0	0	0	0	0	0	0	0	0	0	1	0	1	2:26	
4	Fullmer, Brady		0	1	0	1	0	0	0	1	1	0	0	0	2	0	0	6:29
12	Lane, Ryley		0	0	0	0	1	2	0	0	0	1	1	0	2	0	0	2:26
15	Becker, Tim		1	1	0	0	1	2	0	1	1	0	3	0	0	0	1	2:26
21	Werner, Sterling		0	2	0	0	0	2	1	2	3	0	0	0	3	0	0	11:29
<b>TEAM REBOUNDS</b>																		
Team Totals			10	29	2	10	9	18	5	17	22	18	31	1	31	1	7	160

Total FG% - 1st: 5/14 0.357 2nd: 5/15 0.333 Game: 0.345 Deadball  
3-PT FG% - 1st: 1/6 0.167 2nd: 1/4 0.250 Game: 0.200 Rebounds  
Total FT% - 1st: 4/8 0.500 2nd: 5/10 0.500 Game: 0.500 (5,1)

**HOME: Greybull ( )**

NO	PLAYER	P	TOT-FG		3-PT		FT		FTA		REBOUNDS					MIN		
			FG	FGA	FG	FGA	FT	FTA	OFF	DEF	TOT	PF	TP	A	TO		BK	S
1	Fox, Dustin	*	4	6	2	4	0	0	0	0	0	3	10	3	4	0	8	28:03
14	Jackson, Jordan	*	3	5	0	0	4	6	1	5	6	3	10	0	2	1	1	22:15
30	Zeller, Zack	*	1	5	0	3	2	2	0	2	2	2	4	1	2	0	2	30:18
33	Forcella, Dawson	*	1	2	0	0	0	0	2	1	3	3	2	0	3	0	3	19:11
44	Tracy, Treston	*	6	14	0	1	1	1	0	4	4	3	13	1	2	1	1	25:43
5	Keisel, Gabe		0	2	0	0	0	0	0	1	1	2	0	0	0	0	0	3:28
11	Sylvester, Dante		0	0	0	0	0	0	0	0	0	2	0	0	1	0	1	3:57
13	Stoffers, Clancy		3	3	0	0	4	5	1	0	1	2	10	0	2	0	2	11:07
22	Howe, Hayden		0	0	0	0	0	0	0	1	1	0	0	0	1	0	0	1:42
24	Dooley, Cade		1	2	0	0	0	0	0	0	0	1	2	0	0	0	1	10:52
32	Tracy, Braeden		0	0	0	0	0	0	0	0	0	1	0	0	1	0	0	1:42
42	Vicencio, Erick		0	0	0	0	1	2	1	0	1	0	1	0	0	0	0	1:42
<b>TEAM REBOUNDS</b>																		
Team Totals			19	39	2	8	12	16	5	14	19	22	52	5	19	2	19	160

Total FG% - 1st: 9/22 0.409 2nd: 10/17 0.588 Game: 0.487 Deadball  
3-PT FG% - 1st: 2/6 0.333 2nd: 0/2 0.000 Game: 0.250 Rebounds  
Total FT% - 1st: 9/11 0.818 2nd: 3/5 0.600 Game: 0.750 (1,3)

Technical Fouls: SOU (0)  
: GRE (0)

OFFICIALS :  
ATTENDANCE : 0

SCORE BY PERIODS	1st	2nd	3rd	4th	TOTAL
Southeast	7	8	5	11	31
Greybull	15	14	8	15	52

Last FG: Southeast 4th- 0:16, Greybull 4th- 1:42  
Largest lead: Southeast NONE, Greybull by 25 4th- 1:42

Date: 3/4/2016  
 Time: 4:30 pm

Arena: Casper Events Center  
 City, State: Casper, WY

**VISITOR: Southeast ( )**

NO	PLAYER	P	TOT-FG		3-PT		REBOUNDS										MIN	
			FG	FGA	FG	FGA	FT	FTA	OFF	DEF	TOT	PF	TP	A	TO	BK		S
10	Noble, Kenna	*	0	1	0	0	0	0	0	0	0	2	0	0	2	0	0	16:37
22	Chapman, Noelle	*	0	4	0	0	2	2	1	3	4	2	2	0	0	0	0	26:33
24	Harves, Karissa	*	0	3	0	2	0	0	1	2	3	1	0	0	1	0	1	9:53
34	Buchanan, Emily	*	3	13	0	4	15	16	0	3	3	3	21	0	4	1	1	31:27
42	McManamen, Dani	*	1	5	0	0	13	16	2	5	7	3	15	2	1	1	5	32:00
4	Anderson, Hailey		4	8	1	2	0	0	4	0	4	0	9	0	2	0	1	22:07
40	Schmitt, Ellie		1	1	0	0	1	4	1	1	2	4	3	0	2	0	1	20:47
44	Carson, Kylie		0	0	0	0	0	0	0	0	0	0	0	0	0	0	0	0:36
TEAM REBOUNDS									0	0	0				1			
Team Totals			9	35	1	8	31	38	9	14	23	15	50	2	13	2	9	160

Total FG% - 1st: 4/18 0.222 2nd: 5/17 0.294 Game: 0.257 Deadball  
 3-PT FG% - 1st: 0/6 0.000 2nd: 1/2 0.500 Game: 0.125 Rebounds  
 Total FT% - 1st: 12/16 0.750 2nd: 19/22 0.864 Game: 0.816 (4,2)

**HOME: Wyoming Indian ( )**

NO	PLAYER	P	TOT-FG		3-PT		REBOUNDS										MIN	
			FG	FGA	FG	FGA	FT	FTA	OFF	DEF	TOT	PF	TP	A	TO	BK		S
22	Trosper, Joely	*	1	2	0	0	0	0	0	2	2	2	0	0	0	1	1	23:09
30	Mitchell, Rhiannon	*	1	5	0	1	1	2	3	5	8	5	3	0	4	1	0	21:54
31	Brown, Amryn	*	7	12	3	8	6	8	0	2	2	3	23	0	5	1	1	29:59
32	Gambler, Morning	*	1	6	0	4	0	0	2	3	5	3	2	0	1	0	2	22:45
52	St. Clair, Shaunte	*	1	4	0	0	1	2	0	4	4	5	3	0	0	0	0	23:28
13	Trosper, Teanna		0	2	0	2	0	0	0	0	0	1	0	0	0	0	0	9:08
21	Norris, Shoshanna		2	3	2	2	0	0	1	0	1	0	6	0	1	0	0	6:14
23	Trosper, Alexandria		3	5	0	0	0	1	0	3	3	6	6	2	4	2	0	23:16
55	Antelope, Jada		0	0	0	0	0	0	0	0	0	0	0	0	0	0	0	0:07
TEAM REBOUNDS									0	0	0				1			
Team Totals			16	39	5	17	8	13	6	19	25	25	45	2	16	4	4	160

Total FG% - 1st: 12/23 0.522 2nd: 4/16 0.250 Game: 0.410 Deadball  
 3-PT FG% - 1st: 2/8 0.250 2nd: 3/9 0.333 Game: 0.294 Rebounds  
 Total FT% - 1st: 1/2 0.500 2nd: 7/11 0.636 Game: 0.615 (5,0)

Technical Fouls: SOU (0)  
 : WYI (1) 4th 03:00 23 Alexandria TROSPER

OFFICIALS :  
 ATTENDANCE : 0

SCORE BY PERIODS	1st	2nd	3rd	4th	TOTAL
Southeast	10	10	10	20	50
Wyoming Indian	9	18	9	9	45

Last FG: Southeast 4th- 6:04, Wyoming Indian 4th- 1:20  
 Largest lead: Southeast by 6 4th- 2:01, Wyoming Indian by 11 3rd- 4:04  
 Score tied: 4 times, Lead changed: 6 times

Date: 3/5/2016  
 Time: 3:00 pm

Arena: Casper College  
 City, State: Casper, WY

**VISITOR: St. Stephens ( )**

NO	PLAYER	P	TOT-FG		3-PT		FT	FTA	REBOUNDS					S	MIN			
			FG	FGA	FG	FGA			OFF	DEF	TOT	PF	TP			A	TO	BK
1	SunRhodes, Silas	*	2	4	0	0	0	0	2	1	3	2	4	0	1	0	0	23:55
15	Oldman, Miklo	*	5	6	0	1	0	5	1	1	2	5	10	0	2	0	2	16:41
31	Headley, Cody	*	3	9	1	4	0	0	2	2	4	4	7	0	0	0	0	20:37
32	Williams, Derrick	*	0	8	0	3	0	0	0	3	3	5	0	2	3	1	2	13:39
33	Arthur, Jaron	*	11	31	1	8	0	0	2	4	6	3	23	0	5	1	3	31:01
3	Friday, 3 Stars		0	1	0	1	0	0	0	1	1	3	0	0	1	1	1	5:35
5	Brown, Vincent		0	0	0	0	0	0	0	0	0	0	0	0	0	0	0	3:37
13	Divers, Antonio		1	2	1	2	0	1	2	0	2	0	3	0	1	0	0	10:07
20	Ferris, Kale		0	3	0	1	0	0	1	0	1	0	0	0	2	0	0	7:00
23	Shakespeare, Brylee		0	1	0	1	0	0	0	0	0	5	0	0	1	0	0	15:24
30	Divers, Isaih		0	0	0	0	0	0	0	0	0	0	0	0	0	0	0	1:26
45	Fightingbear, Jeremia		0	4	0	3	1	2	1	1	2	1	1	0	1	0	1	10:58
TEAM REBOUNDS									1	3	4				1			
Team Totals			22	69	3	24	1	8	12	16	28	28	48	2	18	3	9	160

Total FG% - 1st: 11/33 0.333 2nd: 11/36 0.306 Game: 0.319 Deadball  
 3-PT FG% - 1st: 0/9 0.000 2nd: 3/15 0.200 Game: 0.125 Rebounds  
 Total FT% - 1st: 0/6 0.000 2nd: 1/2 0.500 Game: 0.125 (2,1)

**HOME: Kaycee ( )**

NO	PLAYER	P	TOT-FG		3-PT		FT	FTA	REBOUNDS					S	MIN			
			FG	FGA	FG	FGA			OFF	DEF	TOT	PF	TP			A	TO	BK
3	McGivney, Ian	*	0	3	0	1	1	2	0	2	2	2	1	2	2	0	0	18:32
13	Garnhart, Ethan	*	2	3	1	2	0	0	0	1	1	2	5	1	5	1	1	22:19
14	Stafford, Reed	*	3	5	0	0	2	2	2	3	5	3	8	1	2	0	0	16:53
24	Rouse, Taylor	*	6	9	0	0	10	22	5	6	11	4	22	2	3	4	1	23:43
25	Fauber, Hayden	*	6	10	0	0	11	14	1	9	10	2	23	1	1	1	3	28:15
2	Hamilton, Jacob		0	1	0	1	0	0	0	2	2	2	0	0	7	0	0	9:30
10	Ramirez, Danny		0	0	0	0	0	0	0	0	0	0	0	0	0	0	0	1:03
11	Rouse, Hunter		0	4	0	2	2	2	2	7	9	1	2	3	3	0	0	24:58
12	Walker, Ryan		0	0	0	0	0	0	0	0	0	0	0	0	0	0	0	1:03
23	Largent, Mark		2	6	0	0	0	0	3	3	6	1	4	2	5	1	0	12:41
33	Aragon, Nicholas		0	0	0	0	0	0	0	0	0	0	0	0	0	0	0	1:03
TEAM REBOUNDS									1	5	6				0			
Team Totals			19	41	1	6	26	42	14	38	52	17	65	12	28	7	5	160

Total FG% - 1st: 10/26 0.385 2nd: 9/15 0.600 Game: 0.463 Deadball  
 3-PT FG% - 1st: 1/5 0.200 2nd: 0/1 0.000 Game: 0.167 Rebounds  
 Total FT% - 1st: 11/19 0.579 2nd: 15/23 0.652 Game: 0.619 (7,0)

Technical Fouls: STS (1) 3rd 05:03 3 3 Stars Friday  
 : KAY (0)

OFFICIALS :  
 ATTENDANCE : 0

SCORE BY PERIODS	1st	2nd	3rd	4th	TOTAL
St. Stephens	10	12	11	15	48
Kaycee	15	17	13	20	65

Last FG: St. Stephens 4th- 1:13, Kaycee 4th- 2:09

Date: 3/5/2016  
 Time: 6:30 pm

Arena: Casper Events Center  
 City, State: Casper, WY

**VISITOR: St. Stephens ( )**

NO	PLAYER	P	TOT-FG		3-PT		FT		FTA		REBOUNDS						MIN	
			FG	FGA	FG	FGA	FT	FTA	OFF	DEF	TOT	PF	TP	A	TO	BK		S
0	Goggles, Trinity	*	9	18	4	9	2	5	6	2	8	1	24	2	4	0	4	30:40
11	Weaselbear, Fawn	*	2	5	1	3	1	2	3	5	8	4	6	1	0	0	2	29:32
13	Montoya, Tanyka	*	0	0	0	0	0	0	0	1	1	1	0	0	0	0	3:56	
21	Lynch, Rachell	*	7	20	1	10	0	0	0	3	3	1	15	0	5	0	4	29:35
43	Roman, Cortney	*	0	0	0	0	0	0	0	1	1	0	0	0	0	0	3:56	
1	Brown, Lolena		0	1	0	1	0	0	0	0	0	0	0	1	0	0	2:01	
2	Addison, Kayle		5	14	1	6	1	2	1	1	2	5	12	0	0	0	2	19:54
4	Redman, Angel		0	0	0	0	0	0	1	1	2	0	0	0	1	1	1	9:22
10	Blackburn, Hannah		2	4	0	0	0	0	2	8	10	5	4	0	3	1	0	22:32
24	Brown, Martina		0	0	0	0	0	0	0	0	0	0	0	0	0	0	0	1:05
30	Lawson, Cassie		0	0	0	0	0	0	0	0	1	0	0	1	0	1	1:15	
33	Harris, Lyndsay		1	4	0	3	0	0	0	0	1	2	0	2	1	0	5:47	
TEAM REBOUNDS									0	1	1							
Team Totals			26	66	7	32	4	9	13	23	36	19	63	4	17	3	14	160

Total FG% - 1st: 10/34 0.294 2nd: 16/32 0.500 Game: 0.394 Deadball  
 3-PT FG% - 1st: 6/21 0.286 2nd: 1/11 0.091 Game: 0.219 Rebounds  
 Total FT% - 1st: 1/2 0.500 2nd: 3/7 0.429 Game: 0.444 (5,3)

**HOME: Kaycee ( )**

NO	PLAYER	P	TOT-FG		3-PT		FT		FTA		REBOUNDS						MIN	
			FG	FGA	FG	FGA	FT	FTA	OFF	DEF	TOT	PF	TP	A	TO	BK		S
10	Bennett, Mary	*	0	5	0	2	0	0	0	3	3	1	0	1	4	0	0	22:01
20	Koch, Maranda	*	6	12	0	0	1	2	1	8	9	2	13	0	6	1	1	28:22
24	Tehau, Ashley	*	3	12	1	3	1	2	0	2	2	2	8	2	5	1	1	22:27
30	Foley, Laree	*	2	6	0	1	0	2	5	5	10	2	4	2	3	2	3	28:35
33	Winsor, Dakotah	*	4	8	1	1	1	2	1	3	4	2	10	0	6	0	0	30:23
11	Ramirez, Shelly		0	0	0	0	0	0	0	0	0	0	0	0	0	0	0	0:40
14	Curuchet, Marta		1	1	0	0	0	0	0	1	1	0	2	0	2	0	1	14:03
31	Winsor, Ayanah		0	0	0	0	2	3	0	1	1	0	2	0	0	0	1	1:15
32	Streeter, Brytnee		1	2	0	0	0	3	2	0	2	1	2	0	1	0	1	11:49
TEAM REBOUNDS									0	0	0							
Team Totals			17	46	2	7	5	14	9	23	32	10	41	5	27	4	8	160

Total FG% - 1st: 8/21 0.381 2nd: 9/25 0.360 Game: 0.370 Deadball  
 3-PT FG% - 1st: 0/3 0.000 2nd: 2/4 0.500 Game: 0.286 Rebounds  
 Total FT% - 1st: 3/7 0.429 2nd: 2/7 0.286 Game: 0.357 (4,1)

Technical Fouls: STS (0)  
 : KAY (0)

OFFICIALS :  
 ATTENDANCE : 0

SCORE BY PERIODS	1st	2nd	3rd	4th	TOTAL
St. Stephens	9	18	20	16	63
Kaycee	8	11	5	17	41

Last FG: St. Stephens 4th- 0:19, Kaycee 4th- 1:08  
 Largest lead: St. Stephens by 29 4th- 3:20, Kaycee by 1 2nd- 7:27  
 Score tied: 1 times, Lead changed: 2 times

Date: 3/4/2016  
 Time: 6:00 pm

Arena: Casper College  
 City, State: Casper, WY

**VISITOR: St. Stephens ( )**

NO	PLAYER	P	TOT-FG		3-PT		FT	FTA	REBOUNDS					A	TO	BK	S	MIN
			FG	FGA	FG	FGA			OFF	DEF	TOT	PF	TP					
0	Goggles, Trinity	*	6	15	3	8	0	0	3	3	6	0	15	8	4	0	4	28:17
2	Addison, Kayle	*	1	6	0	2	0	0	0	0	0	2	2	1	3	0	3	17:02
4	Redman, Angel	*	0	1	0	0	0	0	1	3	4	2	0	0	2	0	0	19:55
10	Blackburn, Hannah	*	0	1	0	0	0	0	2	6	8	4	0	0	1	2	1	32:00
21	Lynch, Rachell	*	12	24	10	20	2	2	2	3	5	3	36	0	4	0	1	32:00
11	Weaselbear, Fawn		0	3	0	3	0	0	1	1	2	2	0	1	2	0	0	18:41
33	Harris, Lyndsay		1	4	1	4	0	0	0	2	2	1	3	0	0	0	0	12:05
TEAM REBOUNDS									0	2	2				0			
Team Totals			20	54	14	37	2	2	9	20	29	14	56	10	16	2	9	160

Total FG% - 1st: 7/26 0.269 2nd: 13/28 0.464 Game: 0.370 Deadball  
 3-PT FG% - 1st: 6/20 0.300 2nd: 8/17 0.471 Game: 0.378 Rebounds  
 Total FT% - 1st: 0/0 0.000 2nd: 2/2 1.000 Game: 1.000 (1,1)

**HOME: Little Snake River ( )**

NO	PLAYER	P	TOT-FG		3-PT		FT	FTA	REBOUNDS					A	TO	BK	S	MIN
			FG	FGA	FG	FGA			OFF	DEF	TOT	PF	TP					
1	Gourlay, Kirstin	*	4	8	2	5	1	2	0	6	6	4	11	1	2	0	4	28:47
2	Stanley, Addie	*	1	5	0	2	0	0	0	2	2	2	2	1	5	0	2	29:22
3	Moon, Karlee	*	4	16	3	9	6	8	2	0	2	2	17	2	2	0	2	30:44
10	Wilkerson, Kilie	*	3	5	0	0	3	6	3	8	11	0	9	1	2	0	1	27:39
14	Hedges, Lilia	*	6	15	0	1	2	3	8	3	11	2	14	0	0	0	0	30:02
0	Corson, Addie		0	0	0	0	0	0	0	0	0	0	0	0	0	0	0	0:51
4	Wille, Whitney		0	0	0	0	0	0	0	0	0	1	0	0	0	0	0	2:47
13	Olson, Amy		0	0	0	0	0	0	0	0	0	0	0	0	1	0	0	9:48
TEAM REBOUNDS									0	5	5				1			
Team Totals			18	49	5	17	12	19	13	24	37	11	53	5	13	0	9	160

Total FG% - 1st: 6/23 0.261 2nd: 12/26 0.462 Game: 0.367 Deadball  
 3-PT FG% - 1st: 1/9 0.111 2nd: 4/8 0.500 Game: 0.294 Rebounds  
 Total FT% - 1st: 5/8 0.625 2nd: 7/11 0.636 Game: 0.632 (2,0)

Technical Fouls: STS (0)  
 : LSR (0)

OFFICIALS :  
 ATTENDANCE : 0

SCORE BY PERIODS	1st	2nd	3rd	4th	TOTAL
St. Stephens	11	9	25	11	56
Little Snake River	9	9	15	20	53

Last FG: St. Stephens 4th- 0:36, Little Snake River 4th- 0:01  
 Largest lead: St. Stephens by 12 3rd- 0:47, Little Snake River by 2 3rd- 6:17  
 Score tied: 5 times, Lead changed: 8 times

# WHSAA Basketball - Game Box Score

## Star Valley High School Braves vs. Torrington High School Blazers

**Date: 3/10/2016 Time: 6pm Site: Casper Events Center Attendance: Unknown**

### Visitors: Torrington High School Blazers

##	Name	P	FG	3 Pt	FT	PTS	ORB	DRB	TR	PF	AST	TO	BS	ST	MIN
2	Taylor Walsh		0/0	0/0	0/0	0	0	0	0	0	0	0	0	0	DNP
3	* Illyanna Saucedo		1/5	0/0	1/4	3	0	1	1	2	1	7	0	5	25:11
4	* Logan Murphy		3/6	0/0	0/1	6	3	4	7	0	0	5	1	0	23:16
5	Adia Sherbeyn		2/4	0/0	0/1	4	0	1	1	0	0	1	0	3	18:59
11	* Madison Haun		3/13	2/4	2/3	10	2	2	4	4	0	1	1	3	25:18
12	* Madison Werner		0/3	0/0	4/4	4	1	3	4	3	1	2	0	2	27:29
14	Abbie Smith		0/0	0/0	0/0	0	0	0	0	0	0	0	0	0	4:15
21	Chrissy Lira		0/0	0/0	0/0	0	0	0	0	0	0	0	0	0	DNP
23	* Paige Ulrich		3/11	1/5	2/3	9	0	1	1	3	1	4	0	1	26:19
32	Brooklyn Tucker		0/0	0/0	0/0	0	0	0	0	0	0	0	0	0	DNP
35	Kaelyn Riley		0/0	0/0	0/0	0	0	0	0	0	0	0	0	0	DNP
40	Sydney Hill		2/5	0/1	0/2	4	1	1	2	4	1	0	1	0	9:18
	Team						2	4	6						
	<b>Totals</b>		<b>14/47</b>	<b>3/10</b>	<b>9/18</b>	<b>40</b>	<b>9</b>	<b>17</b>	<b>26</b>	<b>16</b>	<b>4</b>	<b>20</b>	<b>3</b>	<b>14</b>	<b>160:05</b>

<b>Total FG</b>	1st Half	6/23	26.1%	2nd Half	8/24	33.3%	Game	14/47	29.8%
<b>3 PT FG</b>	1st Half	0/2	0.00%	2nd Half	3/8	37.5%	Game	3/10	30.0%
<b>Free Throws</b>	1st Half	3/7	42.9%	2nd Half	6/11	54.5%	Game	9/18	50.0%

### Home: Star Valley High School Braves

##	Name	P	FG	3 Pt	FT	PTS	ORB	DRB	TR	PF	AST	TO	BS	ST	MIN
4	Riley Haderlie		0/0	0/0	0/0	0	0	0	0	0	0	0	0	0	0:16
10	Shalee Guild		0/0	0/0	0/0	0	0	0	0	0	0	0	0	0	0:16
11	Shay Erickson		0/0	0/0	0/0	0	0	0	0	0	0	0	0	0	DNP
12	* Shania Warren		1/1	0/0	1/2	3	1	6	7	1	2	3	2	2	23:33
14	* Lindi Moore		6/10	2/5	0/0	14	2	7	9	2	1	3	1	1	30:28
21	* Rylee Burmester		4/7	0/0	1/3	9	0	2	2	4	1	3	1	1	17:46
22	McKynzi Erickson		0/0	0/0	0/0	0	0	0	0	0	0	0	0	0	DNP
24	Emalee Cazier		1/4	0/2	1/2	3	1	1	2	1	1	4	0	1	17:38
25	Kenadee Jenkins		1/6	0/0	10/10	12	3	3	6	1	1	3	0	0	23:02
31	* Morgan Dana		4/7	0/0	0/0	8	1	8	9	3	1	3	0	1	24:03
34	* Savannah Luceero		2/8	0/5	2/2	6	1	0	1	4	1	5	0	1	23:01
35	Trinity Teel		0/0	0/0	0/0	0	0	0	0	0	0	0	0	0	DNP
	Team						1	2	3						
	<b>Totals</b>		<b>19/43</b>	<b>2/12</b>	<b>15/19</b>	<b>55</b>	<b>10</b>	<b>29</b>	<b>39</b>	<b>16</b>	<b>8</b>	<b>24</b>	<b>4</b>	<b>7</b>	<b>160:03</b>

<b>Total FG</b>	1st Half	13/28	46.4%	2nd Half	6/15	40.0%	Game	19/43	44.2%
<b>3 PT FG</b>	1st Half	2/9	22.2%	2nd Half	0/3	0.00%	Game	2/12	16.7%
<b>Free Throws</b>	1st Half	6/6	100%	2nd Half	9/13	69.2%	Game	15/19	78.9%

	<b>Tor</b>	<b>SV</b>		<b>Tor</b>	<b>SV</b>		<b>Tor</b>	<b>SV</b>
Free Throw Pts	9	15	3Pt Points	9	6	Pts/Possession	0.60	0.82
Pts off Turnovers	12	15	2nd Chance Points	8	9	Pts off Bench	8	15
Total Rebounds	26	39	Team Rebounds	6	3	Dead Ball Reb	4	1
Off Rebound %	23.7	37.0	Def Rebound %	63.0	76.3	Total Rebound %	40.0	60.0
3Pt Efficiency	+10.2	-19.9	Def. Stops	41	49	Pts/Shot	0.71	1.06
Technical Fouls	<b>Tor</b>	None						
	<b>SV</b>	None						
Officials	Unknown, ,							

	Qtr 1	Qtr 2	Qtr 3	Qtr 4	OT 1	OT 2	OT 3	OT 4	Total
<b>Torrington High School Blazers</b>	4	11	19	6	0	0	0	0	<b>40</b>
<b>Star Valley High School Braves</b>	17	17	10	11	0	0	0	0	<b>55</b>

**Largest Lead** SV 32 Tor 11 (21 pts) **Lead Changes** 0 **Number of Ties** 1  
**Comments:** None

Date: 3/3/2016 Arena: Casper College  
Time: 1:30 pm City, State: Casper, WY

## VISITOR: Tongue River ( )

NO	PLAYER	P	TOT-FG		3-PT		FT		REBOUNDS		PF	TP	A	TO	BK	S	MIN	
			FG	FGA	FG	FGA	FT	FTA	OFF	DEF								TOT
11	Keo, Jay	*	2	10	1	3	1	2	1	7	8	1	6	2	10	0	2	25:02
15	Kerns, Will	*	1	3	1	3	0	0	3	2	5	3	3	0	2	0	0	18:59
22	Kutterer, Brennan	*	0	2	0	0	0	0	1	0	1	4	0	0	0	0	0	14:43
24	Lyons, Dillon	*	3	6	2	5	0	0	0	0	0	0	8	1	3	0	0	25:58
32	Buller, Cody	*	5	10	1	2	4	5	2	2	4	3	15	0	3	1	2	23:32
12	Hatzenbiler, Dean		0	1	0	0	0	0	2	1	3	0	0	0	1	0	0	6:04
13	Fritz, Jaren		5	11	3	7	0	0	0	2	2	1	13	1	3	0	0	18:09
14	Ostler, Ian		0	1	0	0	0	0	0	0	0	0	0	0	0	0	0	3:41
21	Sharp, Matthew		0	1	0	0	0	0	0	0	0	1	0	0	0	0	0	2:43
23	Dillon-Bennett, Elias		0	0	0	0	0	0	0	0	0	1	0	0	0	0	0	0:33
31	Patterson, Dylan		3	5	0	1	1	3	1	1	2	1	7	0	2	1	1	11:00
33	Patterson, Hugh		1	3	0	1	0	0	1	1	2	0	2	0	3	0	0	9:36
TEAM REBOUNDS									0	1	1							
Team Totals			20	53	8	22	6	10	11	17	28	15	54	4	27	2	5	160

Total FG% - 1st: 9/25 0.360 2nd: 11/28 0.393 Game: 0.377 Deadball  
3-PT FG% - 1st: 3/11 0.273 2nd: 5/11 0.455 Game: 0.364 Rebounds  
Total FT% - 1st: 4/7 0.571 2nd: 2/3 0.667 Game: 0.600 (2,4)

## HOME: Wind River ( )

NO	PLAYER	P	TOT-FG		3-PT		FT		REBOUNDS		PF	TP	A	TO	BK	S	MIN	
			FG	FGA	FG	FGA	FT	FTA	OFF	DEF								TOT
1	C'Bearing, Caleb	*	6	16	4	11	0	1	1	5	6	1	16	4	7	0	6	23:43
3	Trumble, Jayin	*	6	13	0	0	2	2	8	2	10	2	14	1	1	1	1	23:51
21	Hankins, Bryce	*	9	17	0	3	5	6	3	4	7	1	23	1	0	2	2	23:59
33	Tidzump, Taylor	*	3	7	0	0	1	2	4	2	6	4	7	1	2	0	3	22:35
34	Trumble, Jarick	*	1	5	0	1	0	0	2	1	3	0	2	1	2	0	1	16:23
0	Shoyo, Daylon		0	0	0	0	0	0	0	0	0	1	0	0	0	0	0	4:34
5	Finley, Dalton		1	1	1	1	0	0	0	0	0	1	3	0	0	0	0	6:07
11	Oats, Xavier		3	7	0	1	0	0	1	1	2	1	6	1	0	0	1	18:23
23	Hoopengartner, Ben		0	0	0	0	0	0	0	0	0	0	0	0	0	0	0	2:50
31	Cress, Cory		0	1	0	1	2	2	1	0	1	0	2	0	1	0	0	1:47
32	St. Clair, White		0	0	0	0	0	0	1	0	1	0	0	0	0	0	0	2:50
44	James, Jordan		0	1	0	0	1	2	1	3	4	4	1	2	0	0	2	12:58
TEAM REBOUNDS									0	3	3							
Team Totals			29	68	5	18	11	15	22	21	43	15	74	11	14	3	16	160

Total FG% - 1st: 14/38 0.368 2nd: 15/30 0.500 Game: 0.426 Deadball  
3-PT FG% - 1st: 3/12 0.250 2nd: 2/6 0.333 Game: 0.278 Rebounds  
Total FT% - 1st: 2/2 1.000 2nd: 9/13 0.692 Game: 0.733 (3,3)

Technical Fouls: TRV (0)  
: WRV (0)

OFFICIALS :  
ATTENDANCE : 0

SCORE BY PERIODS	1st	2nd	3rd	4th	TOTAL
Tongue River	5	20	10	19	54
Wind River	19	14	23	18	74

Last FG: Tongue River 4th- 0:00, Wind River 4th- 2:34

Date: 3/4/2016  
12:00 pm

Arena: Casper Events Center  
City, State: Casper, WY

**VISITOR: Tongue River ( )**

NO	PLAYER	P	TOT-FG		3-PT		REBOUNDS										MIN		
			FG	FGA	FG	FGA	FT	FTA	OFF	DEF	TOT	PF	TP	A	TO	BK		S	
11	Keo, Jay	*	1	6	0	1	6	8	0	3	3	2	8	1	6	0	1	20:56	
15	Kerns, Will	*	5	11	3	6	0	0	1	1	2	1	13	1	2	0	5	19:21	
24	Lyons, Dillon	*	2	9	0	4	1	2	4	1	5	3	5	0	4	0	1	18:59	
31	Patterson, Dylan	*	1	2	0	0	0	0	1	0	1	2	2	0	0	0	1	8:39	
32	Buller, Cody	*	6	9	2	3	3	4	3	3	6	1	17	0	1	0	0	17:10	
12	Hatzenbiler, Dean		1	4	0	1	0	0	1	0	1	0	2	0	0	0	1	1:33	
13	Fritz, Jaren		1	8	0	4	1	3	1	2	3	1	3	0	3	0	1	15:28	
14	Ostler, Ian		1	1	0	0	0	0	0	0	0	1	2	0	0	0	0	1:49	
21	Sharp, Matthew		1	3	0	1	1	1	1	1	2	3	3	0	0	0	0	1:57	
22	Kutterer, Brennan		0	2	0	0	0	0	3	1	4	3	0	1	1	0	1	9:37	
23	Dillon-Bennett, Elias		0	1	0	0	0	0	0	0	0	0	0	0	0	0	0	1:33	
33	Patterson, Hugh		0	0	0	0	0	0	0	1	1	0	0	0	0	0	0	2:58	
TEAM REBOUNDS									0	1	1				1				
Team Totals				20	57	5	20	12	18	15	14	29	17	57	3	18	0	11	120

Total FG% - 1st: 10/27 0.370 2nd: 10/30 0.333 Game: 0.351 Deadball  
3-PT FG% - 1st: 3/11 0.273 2nd: 2/9 0.222 Game: 0.250 Rebounds  
Total FT% - 1st: 5/9 0.556 2nd: 7/9 0.778 Game: 0.667 (4,2)

**HOME: Wyoming Indian ( )**

NO	PLAYER	P	TOT-FG		3-PT		REBOUNDS										MIN		
			FG	FGA	FG	FGA	FT	FTA	OFF	DEF	TOT	PF	TP	A	TO	BK		S	
5	Lamebear, Cory	*	2	2	0	0	2	3	2	2	4	2	6	0	2	0	0	12:32	
11	Valdez, Noah	*	7	13	2	6	2	3	0	2	2	3	18	3	8	0	4	18:28	
15	Mosqueda, Jared	*	5	10	4	7	2	4	1	6	7	2	16	0	3	1	1	22:27	
24	Tiger, Ryan	*	3	6	1	3	2	2	0	4	4	4	9	1	3	0	0	19:45	
33	Monroe, Antone	*	0	2	0	2	2	2	1	0	1	3	2	0	0	0	0	6:15	
1	Hill, Lane		4	4	4	4	0	0	0	0	0	0	12	0	1	1	0	11:58	
3	Moon, Deandre		0	0	0	0	0	2	0	1	1	0	0	0	0	0	0	1:57	
20	Trosper, Natium		0	0	0	0	0	0	1	0	1	2	0	0	1	0	0	6:34	
21	McGill, Jerry		2	4	1	2	2	2	1	1	2	0	7	1	0	0	0	7:14	
32	Brown, Bradford		0	0	0	0	0	0	0	0	0	1	0	0	0	0	0	4:35	
40	Shoyo, Kenny		0	1	0	0	0	0	0	0	0	0	0	0	0	0	0	1:34	
45	Underwood, Michael		2	3	0	1	0	0	0	0	0	0	4	0	1	0	1	6:41	
TEAM REBOUNDS									0	3	3				1				
Team Totals				25	45	12	25	12	18	6	19	25	17	74	5	20	2	7	120

Total FG% - 1st: 10/21 0.476 2nd: 15/24 0.625 Game: 0.556 Deadball  
3-PT FG% - 1st: 4/12 0.333 2nd: 8/13 0.615 Game: 0.480 Rebounds  
Total FT% - 1st: 3/4 0.750 2nd: 9/14 0.643 Game: 0.667 (4,5)

Technical Fouls: TRV (0)  
: WYI (0)

OFFICIALS :  
ATTENDANCE : 0

SCORE BY PERIODS	1st	2nd	3rd	4th	TOTAL
Tongue River	8	20	12	17	57
Wyoming Indian	9	18	19	28	74

Last FG: Tongue River 4th- 1:23, Wyoming Indian 4th- 0:25  
Largest lead: Tongue River by 5 2nd- 1:11, Wyoming Indian by 19 4th- 1:49  
Score tied: 4 times, Lead changed: 10 times



Date: 3/5/2016  
 Time: 5:00 pm

Arena: Casper Events Center  
 City, State: Casper, WY

**VISITOR: Upton ( )**

NO	PLAYER	P	TOT-FG		3-PT		FT		FTA		REBOUNDS					MIN			
			FG	FGA	FG	FGA	FT	FTA	OFF	DEF	TOT	PF	TP	A	TO		BK	S	
12	McPeters, Rourke	*	1	4	0	0	0	0	0	0	4	4	1	2	0	1	0	1	18:13
14	Butts, Dawson	*	1	4	0	1	4	8	3	3	6	2	6	1	0	0	0	0	23:26
22	Woodard, Hunter	*	1	5	0	0	0	0	1	2	3	3	2	0	1	0	0	0	26:16
24	Watt, Payton	*	7	19	1	6	4	6	2	5	7	0	19	1	6	1	4	31:55	
33	Garland, Lance	*	3	11	0	3	4	6	1	5	6	4	10	3	2	2	2	29:45	
10	Beyl, Chase		0	0	0	0	0	0	0	0	0	0	0	0	0	0	0	0:21	
20	Barritt, Dillon		1	8	0	5	0	0	0	1	1	1	2	0	1	0	0	15:45	
23	Louderback, Clayton		2	7	0	0	4	4	2	2	4	2	8	0	0	0	0	13:33	
30	Williams, Doug		0	0	0	0	0	0	0	0	0	0	0	0	0	0	0	0:21	
TEAM REBOUNDS																			
Team Totals			16	58	1	15	16	24	9	22	31	13	49	5	11	3	7	160	

Total FG% - 1st: 9/29 0.310 2nd: 7/29 0.241 Game: 0.276 Deadball  
 3-PT FG% - 1st: 0/6 0.000 2nd: 1/9 0.111 Game: 0.067 Rebounds  
 Total FT% - 1st: 5/8 0.625 2nd: 11/16 0.688 Game: 0.667 (5,2)

**HOME: Burlington ( )**

NO	PLAYER	P	TOT-FG		3-PT		FT		FTA		REBOUNDS					MIN		
			FG	FGA	FG	FGA	FT	FTA	OFF	DEF	TOT	PF	TP	A	TO		BK	S
1	Carrizales, Nathan	*	5	9	1	2	1	1	1	1	2	1	12	2	4	0	1	28:42
2	Stanworth, Isaac	*	4	10	0	2	0	0	1	6	7	3	8	0	1	1	0	14:29
4	Davidson, Dallin	*	8	11	0	0	2	2	3	7	10	3	18	0	1	3	0	28:10
22	Peterson, Jared	*	1	5	0	1	0	2	0	3	3	0	2	0	2	1	1	27:19
23	Rasmussen, Matthew	*	5	14	0	0	2	3	1	5	6	3	12	0	2	0	1	29:55
5	Wiles, Tallon		0	0	0	0	0	0	0	0	0	0	0	0	0	0	0	0:27
12	Garza, Dontae		0	0	0	0	0	0	0	0	0	0	0	0	0	0	0	0:27
32	Christiansen, Dallin		1	3	0	0	4	4	1	2	3	4	6	1	5	0	0	20:20
33	Broederlow, Kyle		0	0	0	0	0	0	0	0	0	0	0	0	0	0	0	0:21
41	Wardell, Torey		0	1	0	0	0	0	0	4	4	4	0	1	2	0	0	9:04
44	Davidson, Derec		0	0	0	0	0	0	0	0	0	0	0	0	0	0	0	0:00
55	Nicholson, Austin		0	0	0	0	0	0	0	0	0	0	0	0	0	0	0	0:21
TEAM REBOUNDS																		
Team Totals			24	53	1	5	9	12	7	29	36	18	58	4	18	5	3	160

Total FG% - 1st: 11/28 0.393 2nd: 13/25 0.520 Game: 0.453 Deadball  
 3-PT FG% - 1st: 1/4 0.250 2nd: 0/1 0.000 Game: 0.200 Rebounds  
 Total FT% - 1st: 2/2 1.000 2nd: 7/10 0.700 Game: 0.750 (2,6)

Technical Fouls: UPT (0)  
 : BUR (0)

OFFICIALS :  
 ATTENDANCE : 0

SCORE BY PERIODS	1st	2nd	3rd	4th	TOTAL
Upton	12	11	12	14	49
Burlington	14	11	17	16	58

Last FG: Upton 4th- 0:32, Burlington 4th- 3:00  
 Largest lead: Upton by 6 1st- 5:12, Burlington by 14 4th- 1:31  
 Score tied: 4 times, Lead changed: 1 times

Date: 3/5/2016  
 Time: 9:00 am

Arena: Casper College  
 City, State: Casper, WY

**VISITOR: Upton ( )**

NO	PLAYER	TOT-FG			3-PT			REBOUNDS										MIN
		P	FG	FGA	FG	FGA	FT	FTA	OFF	DEF	TOT	PF	TP	A	TO	BK	S	
3	Olson, Josie	*	1	9	1	4	1	2	0	0	0	4	4	0	4	0	0	23:56
4	Grubbs, Mackenzie	*	0	1	0	1	1	2	5	1	6	3	1	0	4	1	2	30:34
12	Rhoden, Grace	*	1	7	0	0	4	5	3	11	14	3	6	1	3	1	1	29:19
22	Claycomb, Laine	*	3	10	1	5	3	6	0	1	1	5	10	0	1	0	0	25:22
42	Rankin, Sara	*	3	8	0	1	5	6	1	6	7	5	11	1	3	0	1	27:07
23	Rhoden, Clover		1	7	0	1	0	0	0	0	0	4	2	0	1	0	3	14:37
44	Sharkey, Emily		0	0	0	0	0	0	0	0	0	0	0	1	2	0	1	9:05
TEAM REBOUNDS									0	7	7						1	
Team Totals			9	42	2	12	14	21	9	26	35	24	34	3	19	2	8	160

Total FG% - 1st: 8/23 0.348 2nd: 1/19 0.053 Game: 0.214 Deadball  
 3-PT FG% - 1st: 2/7 0.286 2nd: 0/5 0.000 Game: 0.167 Rebounds  
 Total FT% - 1st: 2/5 0.400 2nd: 12/16 0.750 Game: 0.667 (4,1)

**HOME: Encampment ( )**

NO	PLAYER	TOT-FG			3-PT			REBOUNDS										MIN
		P	FG	FGA	FG	FGA	FT	FTA	OFF	DEF	TOT	PF	TP	A	TO	BK	S	
12	Barkhurst, Hailey	*	2	6	0	0	0	1	0	1	1	3	4	1	2	0	1	18:59
15	Powell, Paige	*	1	4	0	0	2	2	0	5	5	2	4	0	4	2	2	27:29
22	Barkhurst, Alyssa	*	11	18	0	0	2	11	3	3	6	4	24	0	4	0	2	28:54
25	Peterson, Noelle	*	1	7	0	0	3	4	4	5	9	4	5	2	1	1	0	22:39
31	Little, Cassidy	*	6	8	0	0	4	8	4	3	7	2	16	0	3	0	3	29:59
11	Powell, McKenzie		0	0	0	0	1	2	0	0	0	0	1	0	0	0	0	3:05
13	Miller, Bailey		0	3	0	0	0	0	0	1	1	0	0	0	0	0	0	6:38
20	Pantle, Micaiah		0	0	0	0	0	0	0	0	0	0	0	0	2	0	0	14:10
21	Dale, Morgan		0	0	0	0	0	0	0	0	0	0	0	0	0	0	0	0:42
23	Jordan, Cheyanne		0	1	0	0	0	0	0	0	0	0	0	0	0	0	0	0:57
35	Knotwell, Konnar		0	1	0	0	0	0	1	0	1	2	0	0	1	0	0	6:28
TEAM REBOUNDS									0	5	5						0	
Team Totals			21	48	0	0	12	28	12	23	35	17	54	3	17	3	8	160

Total FG% - 1st: 7/21 0.333 2nd: 14/27 0.519 Game: 0.438 Deadball  
 3-PT FG% - 1st: 0/0 0.000 2nd: 0/0 0.000 Game: 0.000 Rebounds  
 Total FT% - 1st: 5/13 0.385 2nd: 7/15 0.467 Game: 0.429 (5,1)

Technical Fouls: UPT (0)  
 : ENC (0)

OFFICIALS :  
 ATTENDANCE : 0

SCORE BY PERIODS	1st	2nd	3rd	4th	TOTAL
Upton	11	9	5	9	34
Encampment	8	11	15	20	54

Last FG: Upton 3rd- 4:47, Encampment 4th- 0:16  
 Largest lead: Upton by 10 2nd- 4:15, Encampment by 20 4th- 0:16  
 Score tied: 1 times, Lead changed: 2 times

Date: 3/4/2016  
 Time: 9:00 pm

Arena: Casper College  
 City, State: Casper, WY

**VISITOR: Upton ( )**

NO	PLAYER	P	TOT-FG		3-PT		FT	FTA	REBOUNDS							S	MIN	
			FG	FGA	FG	FGA			OFF	DEF	TOT	PF	TP	A	TO			BK
12	McPeters, Rourke	*	1	7	0	0	0	0	3	2	5	4	2	0	2	0	0	16:34
14	Butts, Dawson	*	2	2	0	0	2	4	1	0	1	2	6	3	2	0	3	18:45
22	Woodard, Hunter	*	5	7	0	0	6	8	4	3	7	3	16	1	5	0	1	24:28
24	Watt, Payton	*	6	15	2	8	0	2	1	7	8	2	14	0	3	0	0	29:22
33	Garland, Lance	*	7	12	2	2	7	9	4	3	7	0	23	1	3	1	2	29:22
2	McMillan, Kade		0	0	0	0	0	0	0	0	0	0	0	0	0	0	0	1:34
4	Cowger, Maxx		0	0	0	0	2	4	0	0	0	0	2	0	1	0	0	2:38
10	Beyl, Chase		0	0	0	0	0	0	0	1	1	0	0	0	3	0	0	2:38
20	Barritt, Dillon		4	5	3	4	0	0	1	1	2	0	11	1	4	0	1	13:15
23	Louderback, Clayton		3	5	0	1	1	3	0	4	4	2	7	2	3	0	1	18:46
30	Williams, Doug		0	0	0	0	0	0	0	1	1	0	0	0	1	0	0	2:38
TEAM REBOUNDS									1	6	7							
Team Totals			28	53	7	15	18	30	15	28	43	13	81	8	27	1	8	160

Total FG% - 1st: 10/30 0.333 2nd: 18/23 0.783 Game: 0.528 Deadball  
 3-PT FG% - 1st: 5/12 0.417 2nd: 2/3 0.667 Game: 0.467 Rebounds  
 Total FT% - 1st: 8/11 0.727 2nd: 10/19 0.526 Game: 0.600 (5,1)

**HOME: St. Stephens ( )**

NO	PLAYER	P	TOT-FG		3-PT		FT	FTA	REBOUNDS							S	MIN	
			FG	FGA	FG	FGA			OFF	DEF	TOT	PF	TP	A	TO			BK
1	SunRhodes, Silas	*	0	1	0	1	0	0	0	0	0	3	0	1	3	0	0	19:23
15	Oldman, Miklo	*	4	14	0	5	0	0	2	3	5	4	8	3	4	0	2	26:42
31	Headley, Cody	*	1	7	0	3	0	0	2	1	3	0	2	1	2	0	1	16:19
32	Williams, Derrick	*	6	15	1	8	1	4	1	2	3	4	14	0	4	1	2	27:47
33	Arthur, Jaron	*	9	16	1	2	3	7	2	5	7	4	22	1	2	0	1	28:53
3	Friday, 3 Stars		0	1	0	1	0	0	1	0	1	4	0	0	1	3	0	10:40
5	Brown, Vincent		0	1	0	1	0	0	0	0	0	0	0	0	0	0	0	2:38
13	Divers, Antonio		3	5	0	0	0	1	5	0	5	1	6	1	1	0	1	11:41
20	Ferris, Kale		1	1	1	1	0	0	0	0	0	0	3	0	0	0	0	2:38
23	Shakespeare, Brylee		0	2	0	1	0	0	0	0	0	4	0	0	1	2	2	5:58
30	Divers, Isaih		2	2	0	0	0	0	1	0	1	1	4	0	0	0	1	2:38
45	Fightingbear, Jeremia		1	2	0	0	0	0	1	1	2	0	2	0	0	0	0	4:43
TEAM REBOUNDS									0	3	3							
Team Totals			27	67	3	23	4	12	15	15	30	25	61	7	19	6	10	160

Total FG% - 1st: 10/24 0.417 2nd: 17/43 0.395 Game: 0.403 Deadball  
 3-PT FG% - 1st: 1/7 0.143 2nd: 2/16 0.125 Game: 0.130 Rebounds  
 Total FT% - 1st: 0/4 0.000 2nd: 4/8 0.500 Game: 0.333 (4,1)

Technical Fouls: UPT (0)  
 : STS (0)

OFFICIALS :  
 ATTENDANCE : 0

SCORE BY PERIODS	1st	2nd	3rd	4th	TOTAL
Upton	13	20	30	18	81
St. Stephens	10	11	20	20	61

Last FG: Upton 4th- 2:49, St. Stephens 4th- 0:00

# WHSAA Basketball - Game Box Score

## Wheatland High School Bulldogs vs. Jackson Hole High School Broncos

**Date: 3/10/2016 Time: 9pm Site: Casper Events Center Attendance: Unknown**

### Visitors: Jackson Hole High School Broncos

##	Name	P	FG	3 Pt	FT	PTS	ORB	DRB	TR	PF	AST	TO	BS	ST	MIN
0	* Mackenzie Hollingsworth		4/4	3/3	0/0	11	0	2	2	3	1	5	0	0	19:12
3	Will Geraci		0/0	0/0	0/2	0	1	2	3	0	0	0	0	0	2:55
4	* Henry Geraci		1/5	0/0	0/1	2	0	6	6	5	1	1	0	1	18:08
5	Abe Perez		0/2	0/1	0/0	0	1	0	1	0	0	0	1	0	7:12
11	Sam McMullen		0/0	0/0	0/0	0	2	0	2	1	1	5	0	1	16:34
12	* Erich Elzemeyer		2/6	0/2	0/0	4	1	1	2	0	0	0	0	0	19:14
20	Ronnie Kaye		1/1	0/0	0/0	2	0	0	0	1	0	1	1	0	7:59
21	* Nigel Dice		4/8	1/4	2/3	11	0	4	4	1	2	4	0	1	26:02
33	Xander Peterson		2/5	2/3	0/0	6	1	4	5	2	0	1	0	0	18:52
35	Dane Smits		2/2	2/2	0/0	6	0	1	1	0	1	1	0	1	3:15
40	Brian Fuez		1/5	0/4	2/2	4	1	0	1	0	1	0	0	1	5:35
44	* Colin Finlay		4/6	0/0	0/0	8	2	0	2	3	0	3	0	0	15:02
	Team						3	0	3						
	<b>Totals</b>		<b>21/44</b>	<b>8/19</b>	<b>4/8</b>	<b>54</b>	<b>12</b>	<b>20</b>	<b>32</b>	<b>16</b>	<b>7</b>	<b>21</b>	<b>2</b>	<b>5</b>	<b>160</b>

<b>Total FG</b>	1st Half	9/17	52.9%	2nd Half	12/27	44.4%	Game	21/44	47.7%
<b>3 PT FG</b>	1st Half	1/5	20.0%	2nd Half	7/14	50.0%	Game	8/19	42.1%
<b>Free Throws</b>	1st Half	0/1	0.00%	2nd Half	4/7	57.1%	Game	4/8	50.0%

### Home: Wheatland High School Bulldogs

##	Name	P	FG	3 Pt	FT	PTS	ORB	DRB	TR	PF	AST	TO	BS	ST	MIN
1	Brody West		3/8	3/7	0/0	9	0	1	1	2	3	3	0	0	17:45
3	Trevor Vaughn		0/0	0/0	0/0	0	0	0	0	0	0	1	0	0	2:43
4	* Trace Douglas		5/10	4/7	0/0	14	0	2	2	0	0	1	0	3	27:38
5	Haydn Madsen		0/0	0/0	0/0	0	0	0	0	1	0	0	0	0	1:16
10	* Kyle Pollock		8/12	0/2	2/3	18	1	1	2	3	7	1	0	2	22:19
11	* Thain Koger		2/5	0/1	6/9	10	1	1	2	3	0	1	0	2	18:10
20	Chase Cochran		1/1	1/1	0/0	3	0	0	0	0	1	0	0	0	6:33
23	* Josh Madsen		2/4	0/1	0/0	4	3	5	8	2	1	1	0	3	22:28
24	Zac Gunter		0/1	0/0	0/0	0	0	1	1	0	0	1	0	0	2:55
25	* Daniel Chesser		2/4	2/4	0/0	6	0	2	2	2	1	0	1	2	26:35
33	Grady Haeffelin		2/2	0/0	0/2	4	1	0	1	2	0	1	2	0	8:16
34	Trigg Peasley		0/1	0/0	0/0	0	0	0	0	0	0	0	0	0	3:22
	Team						1	1	2						
	<b>Totals</b>		<b>25/48</b>	<b>10/23</b>	<b>8/14</b>	<b>68</b>	<b>7</b>	<b>14</b>	<b>21</b>	<b>15</b>	<b>13</b>	<b>10</b>	<b>3</b>	<b>12</b>	<b>160</b>

<b>Total FG</b>	1st Half	12/25	48.0%	2nd Half	13/23	56.5%	Game	25/48	52.1%
<b>3 PT FG</b>	1st Half	5/14	35.7%	2nd Half	5/9	55.6%	Game	10/23	43.5%
<b>Free Throws</b>	1st Half	2/3	66.7%	2nd Half	6/11	54.5%	Game	8/14	57.1%

	<b>Jac</b>			<b>Whe</b>			<b>Jac</b>			<b>Whe</b>			<b>Jac</b>			<b>Whe</b>		
Free Throw Pts	4	8	3Pt Points	24	30	Pts/Possession	0.98	1.21										
Pts off Turnovers	14	25	2nd Chance Points	9	9	Pts off Bench	18	16										
Total Rebounds	32	21	Team Rebounds	3	2	Dead Ball Reb	1	2										
Off Rebound %	46.2	25.9	Def Rebound %	74.1	53.8	Total Rebound %	60.4	39.6										
3Pt Efficiency	+7.4	+3.5	Def. Stops	30	35	Pts/Shot	1.13	1.24										
Technical Fouls	<b>Jac</b>	None		<b>Whe</b>	None													
Officials	Unknown																	

	Qtr 1	Qtr 2	Qtr 3	Qtr 4	OT 1	OT 2	OT 3	OT 4	Total
<b>Jackson Hole High School Broncos</b>	6	13	17	18	0	0	0	0	<b>54</b>
<b>Wheatland High School Bulldogs</b>	14	17	19	18	0	0	0	0	<b>68</b>

**Largest Lead** Whe 66 Jac 42 (24 pts) **Lead Changes** 1 **Number of Ties** 1  
**Comments:** None

# WHSAA Basketball - Game Box Score

## Worland High School Warriors vs. Lovell High School Bulldogs

**Date: 3/10/2016 Time: 10:30am Site: Casper Events Center Attendance: Unknown**

### Visitors: Lovell High School Bulldogs

##	Name	P	FG	3 Pt	FT	PTS	ORB	DRB	TR	PF	AST	TO	BS	ST	MIN
4	* Madison Harper		0/2	0/0	0/0	0	2	4	6	2	0	1	0	0	17:41
5	* Mykelle Nichols		1/9	0/1	0/0	2	3	3	6	2	1	5	0	2	26:17
10	Shelby Wardell		1/4	1/3	0/0	3	1	1	2	3	0	1	0	0	15:06
11	* Savanna Savage		3/7	0/0	6/8	12	5	2	7	4	0	4	0	1	24:13
12	Mikkel McIntosh		0/0	0/0	0/0	0	0	0	0	0	0	1	0	0	2:14
20	Trysa Flood		0/3	0/0	0/0	0	0	2	2	0	0	0	0	0	8:46
21	* Charri McArthur		2/9	0/4	4/5	8	0	4	4	3	2	3	0	0	27:05
24	Emily Snell		1/4	0/0	6/8	8	2	1	3	3	0	2	0	0	16:01
30	MandiJo Baxendale		0/0	0/0	0/0	0	0	0	0	0	0	0	0	0	DNP
33	* Sara Clark		2/4	0/0	0/0	4	2	5	7	1	0	0	0	0	20:32
34	Madison Bryson		0/0	0/0	0/1	0	1	0	1	0	0	0	0	0	2:05
Team							1	0	1						
<b>Totals</b>			<b>10/42</b>	<b>1/8</b>	<b>16/22</b>	<b>37</b>	<b>17</b>	<b>22</b>	<b>39</b>	<b>18</b>	<b>3</b>	<b>17</b>	<b>0</b>	<b>3</b>	<b>160</b>
<b>Total FG</b>			1st Half	5/25	20.0%	2nd Half	5/17	29.4%	Game	10/42	23.8%				
<b>3 PT FG</b>			1st Half	0/6	0.00%	2nd Half	1/2	50.0%	Game	1/8	12.5%				
<b>Free Throws</b>			1st Half	7/12	58.3%	2nd Half	9/10	90.0%	Game	16/22	72.7%				

### Home: Worland High School Warriors

##	Name	P	FG	3 Pt	FT	PTS	ORB	DRB	TR	PF	AST	TO	BS	ST	MIN
3	Mackenzie Cottrell		0/0	0/0	0/0	0	0	0	0	0	0	0	0	0	1:00
4	* Carly King		2/2	2/2	0/0	6	0	1	1	3	0	0	0	0	23:19
10	Casey Wassum		1/1	0/0	2/2	4	3	2	5	2	1	1	0	1	15:02
11	* Bailey Gibbons		0/4	0/2	1/3	1	1	0	1	3	2	2	1	3	19:28
12	Bryanna Mickelson		1/2	0/0	1/3	3	0	1	1	1	2	2	0	0	14:23
20	Jaycee Page		0/0	0/0	0/0	0	0	0	0	0	0	1	0	0	1:00
22	* Haley Schneider		6/15	3/7	2/2	17	0	5	5	3	3	2	1	2	28:45
23	Charlee Townsend		2/5	1/1	0/0	5	0	1	1	1	0	0	0	0	13:30
31	* Aubrey Goodrick		3/7	0/2	1/1	7	0	1	1	1	1	0	2	2	20:12
32	* Lyndzi Rich		5/10	0/1	5/7	15	2	5	7	3	1	0	1	0	20:20
33	Saige Jones		0/0	0/0	0/0	0	0	0	0	1	0	0	0	0	1:00
35	Sabrina Schroefel		0/0	0/0	0/0	0	0	0	0	0	0	0	1	0	2:01
Team							1	3	4						
<b>Totals</b>			<b>20/46</b>	<b>6/15</b>	<b>12/18</b>	<b>58</b>	<b>7</b>	<b>19</b>	<b>26</b>	<b>18</b>	<b>10</b>	<b>8</b>	<b>6</b>	<b>8</b>	<b>160</b>
<b>Total FG</b>			1st Half	11/24	45.8%	2nd Half	9/22	40.9%	Game	20/46	43.5%				
<b>3 PT FG</b>			1st Half	2/6	33.3%	2nd Half	4/9	44.4%	Game	6/15	40.0%				
<b>Free Throws</b>			1st Half	4/6	66.7%	2nd Half	8/12	66.7%	Game	12/18	66.7%				

	Lov Wor			Lov Wor			Lov Wor		
Free Throw Pts	16	12	3Pt Points	3	18	Pts/Possession	0.69	1.05	
Pts off Turnovers	7	12	2nd Chance Points	10	5	Pts off Bench	11	12	
Total Rebounds	39	26	Team Rebounds	1	4	Dead Ball Reb	2	3	
Off Rebound %	47.2	24.1	Def Rebound %	75.9	52.8	Total Rebound %	60.0	40.0	
3Pt Efficiency	-5.1	+9.9	Def. Stops	30	36	Pts/Shot	0.70	1.05	
Technical Fouls	<b>Lov</b>	None		<b>Wor</b>	None				
Officials	Unknown								

	Qtr 1	Qtr 2	Qtr 3	Qtr 4	OT 1	OT 2	OT 3	OT 4	Total
<b>Lovell High School Bulldogs</b>	9	8	11	9	0	0	0	0	<b>37</b>
<b>Worland High School Warriors</b>	12	16	10	20	0	0	0	0	<b>58</b>

**Largest Lead** Wor 55 Lov 34 (21 pts) **Lead Changes** 6 **Number of Ties** 1  
**Comments:** None

# WHSAA Basketball - Game Box Score

## Worland High School Warriors vs. Star Valley High School Braves

**Date: 03/12/2016 Time: 6:30 pm Site: Casper Events Center Attendance: Unknown**

### Visitors: Star Valley High School Braves

##	Name	P	FG	3 Pt	FT	PTS	ORB	DRB	TR	PF	AST	TO	BS	ST	MIN
4	Riley Haderlie		0/0	0/0	0/0	0	0	0	0	0	0	0	0	0	DNP
10	Shalee Guild		0/1	0/0	0/0	0	0	3	3	0	0	3	0	0	9:58
11	Shay Erickson		0/0	0/0	0/0	0	0	0	0	0	0	0	0	0	0:15
12	* Shania Warren		1/4	1/2	0/0	3	0	2	2	3	3	1	0	0	20:25
14	* Lindi Moore		2/5	0/1	0/0	4	1	2	3	1	2	5	0	0	27:35
21	* Rylee Burmester		2/5	0/0	1/2	5	1	4	5	2	0	1	0	0	23:10
22	McKynzi Erickson		0/0	0/0	0/0	0	0	0	0	0	0	0	0	0	DNP
24	Emalee Cazier		2/3	0/1	0/0	4	1	0	1	1	0	1	0	1	10:56
25	Kenadee Jenkins		1/3	0/0	2/4	4	2	3	5	1	0	0	0	0	17:35
31	* Morgan Dana		3/7	0/0	0/0	6	1	0	1	5	2	0	0	2	23:15
34	* Savannah Luceero		2/13	1/6	4/4	9	1	1	2	0	0	3	0	1	26:51
35	Trinity Teel		0/0	0/0	0/0	0	0	0	0	0	0	0	0	0	DNP
Team							1	3	4						
<b>Totals</b>			<b>13/41</b>	<b>2/10</b>	<b>7/10</b>	<b>35</b>	<b>8</b>	<b>18</b>	<b>26</b>	<b>13</b>	<b>7</b>	<b>14</b>	<b>0</b>	<b>4</b>	<b>160</b>

<b>Total FG</b>	1st Half	5/16	31.3%	2nd Half	8/25	32.0%	Game	13/41	31.7%
<b>3 PT FG</b>	1st Half	2/6	33.3%	2nd Half	0/4	0.00%	Game	2/10	20.0%
<b>Free Throws</b>	1st Half	6/8	75.0%	2nd Half	1/2	50.0%	Game	7/10	70.0%

### Home: Worland High School Warriors

##	Name	P	FG	3 Pt	FT	PTS	ORB	DRB	TR	PF	AST	TO	BS	ST	MIN
3	Mackenzie Cottrell		0/0	0/0	0/0	0	0	0	0	0	0	0	0	0	DNP
4	* Carly King		2/4	1/3	0/0	5	0	4	4	1	1	2	0	2	32:00
10	Casey Wassum		1/3	0/1	0/0	2	0	0	0	0	0	0	0	1	8:11
11	* Bailey Gibbons		2/4	0/0	0/0	4	0	2	2	2	1	2	0	1	22:57
12	Bryanna Mickelson		0/0	0/0	2/2	2	0	0	0	0	0	2	0	0	11:26
20	Jaycee Page		0/0	0/0	0/0	0	0	0	0	0	0	0	0	0	DNP
22	* Haley Schneider		6/13	0/3	8/9	20	1	3	4	3	0	3	1	3	31:43
23	Charlee Townsend		1/2	0/1	0/0	2	0	2	2	0	1	1	0	0	7:05
31	* Aubrey Goodrick		0/3	0/1	3/4	3	0	4	4	2	0	2	1	0	22:56
32	* Lyndzi Rich		3/6	0/0	0/0	6	2	4	6	1	1	1	1	0	23:42
33	Saige Jones		0/0	0/0	0/0	0	0	0	0	0	0	0	0	0	DNP
35	Sabrina Schroefel		0/0	0/0	0/0	0	0	0	0	0	0	0	0	0	DNP
Team							1	3	4						
<b>Totals</b>			<b>15/35</b>	<b>1/9</b>	<b>13/15</b>	<b>44</b>	<b>4</b>	<b>22</b>	<b>26</b>	<b>9</b>	<b>4</b>	<b>13</b>	<b>3</b>	<b>7</b>	<b>160</b>

<b>Total FG</b>	1st Half	8/19	42.1%	2nd Half	7/16	43.8%	Game	15/35	42.9%
<b>3 PT FG</b>	1st Half	0/7	0.00%	2nd Half	1/2	50.0%	Game	1/9	11.1%
<b>Free Throws</b>	1st Half	0/0	0.00%	2nd Half	13/15	86.7%	Game	13/15	86.7%

	SV	Wor		SV	Wor		SV	Wor
Free Throw Pts	7	13	3Pt Points	6	3	Pts/Possession	0.67	0.86
Pts off Turnovers	14	9	2nd Chance Points	7	4	Pts off Bench	8	6
Total Rebounds	26	26	Team Rebounds	4	4	Dead Ball Reb	1	0
Off Rebound %	26.7	18.2	Def Rebound %	81.8	73.3	Total Rebound %	50.0	50.0
3Pt Efficiency	-3.7	-24.8	Def. Stops	31	36	Pts/Shot	0.76	1.05
Technical Fouls	SV	None						
	Wor	None						
Officials	Unknown							

	Qtr 1	Qtr 2	Qtr 3	Qtr 4	OT 1	OT 2	OT 3	OT 4	Total
<b>Star Valley High School Braves</b>	10	8	10	7	0	0	0	0	<b>35</b>
<b>Worland High School Warriors</b>	10	6	8	20	0	0	0	0	<b>44</b>

**Largest Lead** Wor 44 SV 35 (9 pts) **Lead Changes** 8 **Number of Ties** 8  
**Comments:** None

# WHSAA Basketball - Game Box Score

## Worland High School Warriors vs. Wheatland High School Bulldogs

**Date: 03/11/2016 Time: 9pm Site: Casper College Attendance: Unknown**

### Visitors: Wheatland High School Bulldogs

##	Name	P	FG	3 Pt	FT	PTS	ORB	DRB	TR	PF	AST	TO	BS	ST	MIN
1	Brody West		1/3	1/3	2/2	5	1	3	4	0	1	4	0	1	16:52
3	Trevor Vaughn		0/0	0/0	0/0	0	0	0	0	0	0	0	0	0	DNP
4	* Trace Douglas		3/10	3/9	0/0	9	0	1	1	1	0	2	0	2	32:00
5	Haydn Madsen		0/0	0/0	0/0	0	0	0	0	0	0	0	0	0	DNP
10	* Kyle Pollock		2/11	0/4	2/2	6	0	1	1	4	2	3	0	3	30:58
11	* Thain Koger		0/10	0/1	1/2	1	3	2	5	2	2	6	0	6	26:04
20	Chase Cochran		0/0	0/0	0/0	0	0	0	0	0	0	0	0	0	DNP
23	* Josh Madsen		4/4	1/1	1/1	10	2	3	5	1	0	1	1	0	24:58
24	Zac Gunter		0/0	0/0	0/0	0	0	0	0	0	0	0	0	0	DNP
25	* Daniel Chesser		0/1	0/1	0/0	0	1	1	2	4	1	0	0	2	16:19
33	Grady Haeffelin		2/3	0/0	0/0	4	2	1	3	1	0	0	3	0	12:49
34	Trigg Peasley		0/0	0/0	0/0	0	0	0	0	0	0	0	0	0	DNP
	Team						0	2	2						
	<b>Totals</b>		<b>12/42</b>	<b>5/19</b>	<b>6/7</b>	<b>35</b>	<b>9</b>	<b>14</b>	<b>23</b>	<b>13</b>	<b>6</b>	<b>16</b>	<b>4</b>	<b>14</b>	<b>160</b>
	<b>Total FG</b>		1st Half	6/17	35.3%	2nd Half	6/25	24.0%	Game	12/42	28.6%				
	<b>3 PT FG</b>		1st Half	3/11	27.3%	2nd Half	2/8	25.0%	Game	5/19	26.3%				
	<b>Free Throws</b>		1st Half	5/6	83.3%	2nd Half	1/1	100%	Game	6/7	85.7%				

### Home: Worland High School Warriors

##	Name	P	FG	3 Pt	FT	PTS	ORB	DRB	TR	PF	AST	TO	BS	ST	MIN
1	Bradt Lopez		0/0	0/0	0/0	0	0	0	0	0	0	0	0	0	1:34
2	Jakob Schaeffer		0/0	0/0	0/0	0	1	0	1	1	1	1	0	0	4:49
4	* Jacob Lamm		1/1	1/1	0/0	3	2	1	3	1	2	4	0	1	28:50
10	* Chandler Ramos		1/3	0/0	0/0	2	2	1	3	0	0	4	0	4	17:48
11	* Braedon Page		2/4	0/0	1/2	5	2	2	4	3	1	3	0	0	26:31
12	Cody Baumstarck		1/2	0/0	0/0	2	0	2	2	1	0	0	0	1	8:14
15	Stone Ramos		0/1	0/1	0/0	0	0	0	0	0	0	0	0	0	3:10
20	Keeton Paumer		0/3	0/0	0/0	0	0	0	0	0	0	0	0	0	5:29
24	Clay Bullard		0/0	0/0	0/0	0	0	0	0	0	0	0	0	0	3:13
30	Isaias Terrazas		0/0	0/0	0/0	0	0	0	0	0	0	0	0	0	DNP
32	* Mauricio Caballero		3/7	3/7	1/1	10	1	0	1	2	0	1	0	1	28:22
33	* Hoyt Nicholas		7/19	1/6	5/9	20	4	12	16	2	1	6	3	4	32:00
	Team						2	4	6						
	<b>Totals</b>		<b>15/40</b>	<b>5/15</b>	<b>7/12</b>	<b>42</b>	<b>14</b>	<b>22</b>	<b>36</b>	<b>10</b>	<b>5</b>	<b>19</b>	<b>3</b>	<b>11</b>	<b>160</b>
	<b>Total FG</b>		1st Half	9/24	37.5%	2nd Half	6/16	37.5%	Game	15/40	37.5%				
	<b>3 PT FG</b>		1st Half	2/10	20.0%	2nd Half	3/5	60.0%	Game	5/15	33.3%				
	<b>Free Throws</b>		1st Half	2/3	66.7%	2nd Half	5/9	55.6%	Game	7/12	58.3%				

	<b>Whe</b>	<b>Wor</b>		<b>Whe</b>	<b>Wor</b>		<b>Whe</b>	<b>Wor</b>
Free Throw Pts	6	7	3Pt Points	15	15	Pts/Possession	0.67	0.84
Pts off Turnovers	14	17	2nd Chance Points	2	19	Pts off Bench	9	2
Total Rebounds	23	36	Team Rebounds	2	6	Dead Ball Reb	0	2
Off Rebound %	29.0	50.0	Def Rebound %	50.0	71.0	Total Rebound %	39.0	61.0
3Pt Efficiency	+6.0	+6.7	Def. Stops	33	38	Pts/Shot	0.78	0.91
Technical Fouls	<b>Whe</b>	None						
	<b>Wor</b>	None						
Officials	Unknown							

	Qtr 1	Qtr 2	Qtr 3	Qtr 4	OT 1	OT 2	OT 3	OT 4	Total
<b>Wheatland High School Bulldogs</b>	6	14	10	5	0	0	0	0	<b>35</b>
<b>Worland High School Warriors</b>	10	12	6	14	0	0	0	0	<b>42</b>

**Largest Lead** Wor 42 Whe 35 (7 pts) **Lead Changes** 8 **Number of Ties** 9  
**Comments:** None

Date: 3/4/2016  
 Time: 7:30 pm

Arena: Casper Events Center  
 City, State: Casper, WY

**VISITOR: Wind River ( )**

NO	PLAYER	P	TOT-FG		3-PT		FT	FTA	REBOUNDS			PF	TP	A	TO	BK	S	MIN
			FG	FGA	FG	FGA			OFF	DEF	TOT							
1	C'Bearing, Caleb	*	8	23	3	8	8	11	0	2	2	4	27	0	6	1	5	30:37
3	Trumble, Jayin	*	3	8	0	0	0	0	3	7	10	3	6	0	3	0	1	25:30
21	Hankins, Bryce	*	1	6	0	0	5	6	2	2	4	4	7	0	0	1	0	22:38
33	Tidzump, Taylor	*	3	6	0	0	4	4	4	7	11	4	10	2	1	0	1	19:42
34	Trumble, Jarick	*	5	10	0	1	1	3	1	3	4	1	11	0	1	0	1	22:51
11	Oats, Xavior		0	2	0	1	1	2	0	3	3	1	1	1	1	0	2	19:09
44	James, Jordan		2	4	0	0	0	0	3	3	6	1	4	0	1	0	0	19:33
TEAM REBOUNDS									0	1	1				0			
Team Totals			22	59	3	10	19	26	13	28	41	18	66	3	13	2	10	160

Total FG% - 1st: 12/32 0.375 2nd: 10/27 0.370 Game: 0.373 Deadball  
 3-PT FG% - 1st: 2/8 0.250 2nd: 1/2 0.500 Game: 0.300 Rebounds  
 Total FT% - 1st: 12/17 0.706 2nd: 7/9 0.778 Game: 0.731 (3,1)

**HOME: Big Horn ( )**

NO	PLAYER	P	TOT-FG		3-PT		FT	FTA	REBOUNDS			PF	TP	A	TO	BK	S	MIN
			FG	FGA	FG	FGA			OFF	DEF	TOT							
2	Lube, Max	*	4	10	1	3	0	1	3	5	8	3	9	4	4	0	0	30:30
3	Bates, Colton	*	2	7	1	4	2	2	0	5	5	4	7	1	2	0	1	27:10
20	Williams, Colton	*	7	14	0	3	4	9	3	0	3	4	18	0	3	0	2	21:34
24	McCafferty, Nolan	*	3	10	2	3	0	1	4	7	11	4	8	2	3	1	0	26:01
33	Williams, Wheaten	*	0	6	0	1	0	0	1	6	7	5	0	1	3	2	1	22:03
1	Eisele, Kade		1	1	0	0	0	3	0	1	1	0	2	0	2	0	2	10:03
11	Warder, Tanner		2	5	0	0	0	0	1	1	2	1	4	0	0	0	0	9:03
35	Quinn, Andy		2	3	0	0	2	2	2	2	4	0	6	0	0	0	0	13:36
TEAM REBOUNDS									0	2	2				0			
Team Totals			21	56	4	14	8	18	14	29	43	21	54	8	17	3	6	160

Total FG% - 1st: 9/23 0.391 2nd: 12/33 0.364 Game: 0.375 Deadball  
 3-PT FG% - 1st: 1/3 0.333 2nd: 3/11 0.273 Game: 0.286 Rebounds  
 Total FT% - 1st: 8/13 0.615 2nd: 0/5 0.000 Game: 0.444 (3,1)

Technical Fouls: WRV (0)  
 : BGH (0)

OFFICIALS :  
 ATTENDANCE : 0

SCORE BY PERIODS	1st	2nd	3rd	4th	TOTAL
Wind River	15	23	13	15	66
Big Horn	11	16	15	12	54

Last FG: Wind River 4th- 4:34, Big Horn 4th- 0:10  
 Largest lead: Wind River by 17 4th- 4:34, Big Horn NONE  
 Score tied: 1 times, Lead changed: 0 times



Date: 3/3/2016  
12:00 pm

Arena: Casper College  
City, State: Casper, WY

**VISITOR: Wyoming Indian ( )**

NO	PLAYER	TOT-FG		3-PT		REBOUNDS											MIN
		P	FG	FGA	FG	FGA	FT	FTA	OFF	DEF	TOT	PF	TP	A	TO	BK	
1	Hill, Lane	1	3	1	3	0	0	1	1	2	4	3	0	2	0	0	12:16
3	Moon, Deandre	1	1	0	0	0	0	0	0	0	0	2	0	0	0	0:00	
5	Lamebear, Cory	0	1	0	0	0	0	2	0	2	3	0	0	2	0	5:14	
11	Valdez, Noah	2	4	2	4	2	2	0	1	1	5	8	0	2	0	14:42	
15	Mosqueda, Jared	4	13	1	5	5	8	2	2	4	3	14	1	1	0	15:57	
20	Trosper, Natiun	1	3	1	3	0	0	0	0	0	0	3	0	0	0	3:49	
24	Tiger, Ryan	3	7	2	5	1	3	1	4	5	2	9	2	4	1	16:00	
32	Brown, Bradford	0	2	0	2	0	0	0	0	0	0	0	0	0	2	0:00	
33	Monroe, Antone	1	3	0	2	0	0	0	1	1	1	2	0	2	0	3:00	
45	Underwood, Michael	1	1	0	0	0	0	0	0	0	1	2	0	1	0	9:02	
<b>TEAM REBOUNDS</b>								0	1	1							
<b>Team Totals</b>		14	38	7	24	8	13	6	10	16	19	43	3	15	1	7	80

Total FG% - 1st: 8/15 0.533 2nd: 6/23 0.261 Game: 0.368 Deadball  
3-PT FG% - 1st: 3/7 0.429 2nd: 4/17 0.235 Game: 0.292 Rebounds  
Total FT% - 1st: 4/4 1.000 2nd: 4/9 0.444 Game: 0.615 (3,3)

**HOME: Big Horn ( )**

NO	PLAYER	TOT-FG		3-PT		REBOUNDS											MIN
		P	FG	FGA	FG	FGA	FT	FTA	OFF	DEF	TOT	PF	TP	A	TO	BK	
1	Eisele, Kade	1	1	0	0	1	2	2	0	2	1	3	0	0	0	5:44	
2	Lube, Max	1	7	1	4	1	2	3	1	4	1	4	1	2	0	7:48	
3	Bates, Colton	4	9	2	4	8	10	2	5	7	1	18	1	6	0	16:00	
11	Warder, Tanner	0	0	0	0	0	0	0	1	1	0	0	1	0	0	5:18	
20	Williams, Colton	6	11	0	1	1	2	0	0	0	1	13	2	2	0	16:00	
24	McCafferty, Nolan	4	6	0	1	1	3	1	6	7	3	9	0	4	0	7:52	
30	Geist, Tristen	0	0	0	0	0	0	0	0	0	0	0	0	0	0	0:00	
33	Williams, Wheaten	1	4	0	2	4	7	4	7	11	4	6	1	4	0	16:00	
35	Quinn, Andy	0	0	0	0	0	0	0	0	0	2	0	0	1	0	5:18	
<b>TEAM REBOUNDS</b>								0	1	1							
<b>Team Totals</b>		17	38	3	12	16	26	12	21	33	13	53	6	19	0	8	80

Total FG% - 1st: 10/24 0.417 2nd: 7/14 0.500 Game: 0.447 Deadball  
3-PT FG% - 1st: 1/9 0.111 2nd: 2/3 0.667 Game: 0.250 Rebounds  
Total FT% - 1st: 2/7 0.286 2nd: 14/19 0.737 Game: 0.615 (6,1)

Technical Fouls: WYI (0)  
: BGH (0)

OFFICIALS :  
ATTENDANCE : 0

SCORE BY PERIODS	1st	2nd	3rd	4th	TOTAL
Wyoming Indian	16	7	9	11	43
Big Horn	11	12	12	18	53

Last FG: Wyoming Indian 4th- 0:30, Big Horn 4th- 7:15  
Largest lead: Wyoming Indian by 5 1st- 3:26, Big Horn by 12 4th- 0:56  
Score tied: 5 times, Lead changed: 4 times