

**Cheyenne Invite - 10/7/2023**

**Results - Cheyenne Invite**

**#1 Girls 200 Yard Medley Relay**

Team	Relay	Finals Time	
1 CEN-WY	A	1:56.29	
		29.65	33.46
		27.82	25.36
2 THB-WY	A	1:56.97	
		30.21	33.89
		26.62	26.25
3 KWH-WY	A	2:01.31	
		31.45	33.10
		38.36	18.40
4 LAR	A	2:02.89	
		31.03	34.82
		29.38	27.66
5 SHE-WY	A	2:04.47	
		30.20	34.31
		31.27	28.69
6 EAS-WY	A	2:05.58	
		32.96	32.81
		32.92	26.89
7 CSO-WY	A	2:08.22	
		33.26	43.22
		23.80	27.94
8 CAM	A	2:08.86	
		31.52	35.69
		33.58	28.07
9 NCH-WY	A	2:11.68	
		33.08	36.82
		31.74	30.04
--- LAR	B	x2:10.42	
		33.73	36.31
		38.93	21.45
--- CEN-WY	B	x2:13.78	
		33.75	35.84
		37.33	26.86
--- CEN-WY	C	x2:17.18	
		34.23	41.24
		34.92	26.79
--- LAR	C	x2:21.44	
		41.39	34.32
		33.35	32.38
--- NCH-WY	B	x2:25.34	
		36.13	40.40
		39.73	29.08
--- EAS-WY	B	x2:31.01	
		39.55	37.71
		41.36	32.39
--- CEN-WY	D	x2:41.53	
		42.07	42.81
		39.45	37.20
--- NCH-WY	C	x2:41.55	
		41.23	42.96
		38.69	38.67
--- KWH-WY	C	x2:43.61	
		55.92	15.11
		26.09	1:06.49
--- KWH-WY	B	DQ	
		35.59	36.27
		33.00	26.35
--- CSO-WY	B	NS	
--- CSO-WY	C	NS	


**#2 Girls 200 Yard Free**

2:15.78 4A 4A Qualification			
Name	Age	Team	Finals Time
1 Schierkolk, Chayse		KWH-WY	2:00.13 4A
	27.47	30.49	30.87
			31.30

2 Sawyer, Sydni	18 EAS-WY	2:00.35 4A			
	28.08	30.88	30.35	31.04	
3 Rehard, Addie	14 CAM	2:06.17 4A			
	28.92	32.02	32.78	32.45	
4 Gallion, Zoe	17 CAM	2:06.31 4A			
	29.19	32.00	32.71	32.41	
5 Shoales, Michelle	17 LAR	2:07.29 4A			
	28.62	31.97	33.68	33.02	
6 Walter, Hailey	17 THB-WY	2:07.32 4A			
	29.83	32.62	33.07	31.80	
7 Hancock, Lilyahna	SHE-WY	2:13.50 4A			
	30.33	33.12	34.94	35.11	
8 Smith, Braley	17 LAR	2:14.92 4A			
	30.59	33.91	35.43	34.99	
9 James, Abigail	14 EAS-WY	2:15.52 4A			
	32.84	35.51	34.74	32.43	
10 Jackson, Macraddee	17 EAS-WY	2:16.28			
	30.49	34.47	36.62	34.70	
11 Grover, Mikayla	14 CEN-WY	2:18.54			
	31.45	34.89	36.02	36.18	
12 Johnston, Lola	SHE-WY	2:18.94			
	31.55	35.49	36.41	35.49	
13 Garvin, Ava	NCH-WY	2:19.71			
	30.31	34.59	37.57	37.24	
14 Meares, Norah	14 CEN-WY	2:21.31			
	32.87	35.95	36.69	35.80	
15 Williams, Haylie	KWH-WY	2:21.70			
	31.82	36.38	37.07	36.43	
16 Tippin, Eleanor	SHE-WY	2:22.67			
	32.46	36.45	37.44	36.32	
17 Mobley, Portia	17 LAR	2:24.57			
	33.07	36.75	37.91	36.84	
18 Schaefer, Lily	16 CEN-WY	2:25.64			
	32.16	36.24	38.50	38.74	
19 Robinson, Quin	17 LAR	2:26.13			
	32.66	36.73	38.55	38.19	
20 Newman, Ella	CSO-WY	2:27.23			
	33.71	37.62	38.47	37.43	
21 Meyers, Sophia	KWH-WY	2:27.65			
	32.45	38.39	38.25	38.56	
22 Walton, Emma	15 EAS-WY	2:27.82			
	33.79	38.15	39.73	36.15	
23 Munn, Sarah	15 SHE-WY	2:29.56			
	34.71	39.05	39.80	36.00	
24 Slagle, Emmalea	KWH-WY	2:31.12			
	34.51	41.14	39.38	36.09	
25 Bellman, Mady	15 LAR	x2:33.41			
	34.39	38.53	40.77	39.72	
26 Valentine, Gentry	13 CSO-WY	2:33.73			
	35.37	39.31	40.34	38.71	
27 Derowitsch, Claire	KWH-WY	x2:37.14			
	34.47	38.63	41.99	42.05	
28 Smith, Libby	14 THB-WY	2:42.27			
	36.42	41.37	43.24	41.24	
29 Hess, Haley	17 CEN-WY	2:42.59			
	36.93	41.22	42.51	41.93	
30 Studyvin, Makayla	15 LAR	x2:45.15			
	36.47	41.77	43.40	43.51	
31 Horst, Anna	14 CEN-WY	x2:46.40			
	37.33	43.01	44.18	41.88	
32 Bentz, Aubrey	14 NCH-WY	2:53.22			
	39.36	45.29	45.36	43.21	
33 Moore, Lucy	14 LAR	x2:57.07			
	37.20	43.65	46.81	49.41	
34 Ferguson, Dixie	NCH-WY	2:57.89			
	35.70	46.29	50.37	45.53	
35 Niglio, Cecilia	NCH-WY	3:04.32			
	40.15	48.51	1:35.66		
---	Halsey, Bailey	CSO-WY	NS		
---	Davis, Liberty	17 CEN-WY	NS		

**#3 Girls 200 Yard IM**

2:34.18 4A 4A Qualification				
Name	Age	Team	Finals Time	
1 Creary, Hailey	17 CAM	2:17.44 4A		
	29.92	35.52	40.46	31.54
2 DeLay, Izzy	17 CEN-WY	2:19.62 4A		
	29.90	36.02	39.52	34.18
3 Hood, Kayleigh	15 CEN-WY	2:22.57 4A		
	31.53	34.73	42.29	34.02
4 Goodrich, Megan	KWH-WY	2:27.07 4A		
	30.85	37.55	44.82	33.85
5 Rogers, Sydney	KWH-WY	2:27.55 4A		
	32.73	37.61	42.79	34.42
6 Fackrell, Kortney	SHE-WY	2:31.61 4A		
	33.56	38.46	46.22	33.37
7 Lamb, Kiersten	KWH-WY	2:32.28 4A		
	32.79	40.05	44.41	35.03
8 Hintz, Danielle	15 CAM	2:32.31 4A		
	33.03	39.37	44.86	35.05
9 Henderson, Keely	CSO-WY	2:35.03		
	34.01	42.10	42.78	36.14
10 Haigler, Ilyanna	NCH-WY	2:35.17		
	32.79	38.47	47.57	36.34
11 VanHorn, Laura	15 CEN-WY	2:38.95		
	36.11	37.71	48.14	36.99
12 Caputo-Wilkowski, R	14 LAR	2:39.11		
	32.58	42.11	46.34	38.08
13 Lozano, Zoey	17 LAR	2:41.39		
	34.22	42.75	43.81	40.61



## Cheyenne Invite - 10/7/2023

## Results - Cheyenne Invite

## #3 Girls 200 Yard IM

14	Wiblemo, Alex	16 CEN-WY	2:41.61	
	36.82	41.74	47.40	35.65
15	Gilliland, Elsie	CSO-WY	2:41.99	
	32.33	42.60	51.60	35.46
16	Loseke, Emma	16 LAR	2:42.26	
	34.36	41.70	45.92	40.28
17	Brown, Jaelyn	13 CSO-WY	2:48.97	
	34.25	42.30	53.65	38.77
18	Hunter, Harley	16 CAM	2:52.52	
	36.26	45.25	52.28	38.73
19	Mathes, Mia	14 LAR	2:52.80	
	35.25	43.13	56.13	38.29
20	Thelen, Alex	14 LAR	x2:54.20	
	38.89	46.86	48.37	40.08
---	Blatter, Aubery	KWH-WY	DQ	
	44.36	45.50	55.78	43.33
---	Smith, Brooklyn	16 LAR	NS	

## #4 Girls 50 Yard Free

		27.56	4A 4A Qualification	
Name	Age	Team	Finals Time	
1 Zach, Madi	15	THB-WY	25.37	4A
2 Johnson, Maggie		KWH-WY	25.71	4A
3 Ayokosok, Nzelle	15	EAS-WY	26.57	4A
4 Opdahl, Shea		KWH-WY	26.61	4A
5 Mowry, Hannah		SHE-WY	26.72	4A
6 Olsen, Maddy	14	THB-WY	27.04	4A
7 Skydan, Ivanna		SHE-WY	27.57	
8 Brown, Janaeh		CSO-WY	28.03	
9 Smith, Eliana		KWH-WY	28.21	
10 Greenough, Wrigley	14	CAM	28.24	
11 Middleton, Oceaynna		NCH-WY	28.34	
12 Namken, Tatum		KWH-WY	28.35	
*13 Sanford, Grace	15	LAR	28.36	
*13 Link, Poppy	17	LAR	28.36	
*13 Upward, Lindsey	16	CEN-WY	28.36	
16 Schabron, MacKenna	15	LAR	28.39	
17 Fisher, Hannah		CSO-WY	28.52	
18 Puntey, Shayde		KWH-WY	x28.57	
19 Baker, Cate	14	CEN-WY	28.76	
20 D'Agosta, Tensley	14	THB-WY	29.37	
21 Pridgeon, Grace	16	CAM	29.39	
22 Peterson, Greeli	17	THB-WY	29.62	
23 Mcmillen, Kaden	16	CEN-WY	29.76	
24 Edmunds, Brooke		NCH-WY	29.80	
25 Link, Hazel	15	LAR	29.83	
26 Coffin, Jairah		LAR	x30.01	
27 Malmberg, Reagan		SHE-WY	30.20	

28	Taff, Rowyn	LAR	x30.24	
29	Pownall, Lela	17 THB-WY	x30.26	
30	Bouzis, Ellie	14 CAM	30.57	
31	Simpson, Kaidyn	16 EAS-WY	30.92	
32	Martinez, Braelyn	14 NCH-WY	31.02	
33	Kiehn, Caitlyn	15 CAM	31.06	
34	Sunderland, Makinle	14 CEN-WY	31.09	
35	Dube, Finnley	SHE-WY	31.11	
36	Ferguson, Dixie	NCH-WY	31.32	
37	Moyle, Emmy	KWH-WY	x31.38	
38	Simkins, Reese	14 CEN-WY	x31.45	
39	Stirewalt, Katie	KWH-WY	x31.60	
40	Leonhardt, Hayden	NCH-WY	x31.62	
*41	Little, Maci	14 EAS-WY	31.86	
*41	Wentrobe, Lacie	13 CSO-WY	31.86	
43	Steele, Austyn	14 NCH-WY	x31.96	
44	Wheeler, Hope	14 NCH-WY	x32.15	
45	Bentz, Aubrey	14 NCH-WY	x32.25	
46	Harpstreith, Adelyn	14 CEN-WY	x32.72	
47	Huxtable, Avery	14 NCH-WY	x32.80	
48	Seitz, Vesper	15 EAS-WY	33.19	
49	Price, Bridgette	SHE-WY	x33.56	
50	Akes, Shaylyn	14 EAS-WY	x33.81	
51	Lovelis, Dakota	16 EAS-WY	x33.90	
52	Wojciechowska, Kasi	15 CEN-WY	x34.53	
53	Davis, Chloe	14 CEN-WY	x35.07	
54	Nguyen, Anh	LAR	x36.70	
55	Collins, Jaedyn	CSO-WY	37.44	
56	Howe, Carlee	15 THB-WY	x37.45	
57	Brewer, Grace	16 CEN-WY	x37.81	
58	Lozano, Lucy	14 LAR	x38.17	
59	Berg, Madeline	KWH-WY	x38.19	
60	Hintz, Lillie	14 CAM	x38.39	
61	Pohlman, Bella	13 CSO-WY	x38.40	
62	Brant, Olivia	14 LAR	x38.42	
63	Malin, Mykennah	15 EAS-WY	x38.91	
64	Decoteau, Makenzie	NCH-WY	x39.03	
65	Reed, Ella	14 CEN-WY	x39.22	
66	Tiernan, Kara	LAR	x39.49	
67	Cook, Lorna	LAR	x39.55	
68	Pohorelow, Alex	CSO-WY	x40.18	
69	Malin, Kennleigh	15 EAS-WY	x41.02	
70	Besich, Maddie	14 THB-WY	x41.58	
71	Moreno, Emily	KWH-WY	x43.03	
72	Helling, Madysen	KWH-WY	x44.27	
73	Davis, Lizzy	CEN-WY	x49.94	
74	Garcia, Selena	15 EAS-WY	x58.66	
---	Smith, Inez	13 CSO-WY	NS	
---	Bliss, Arianna	CSO-WY	NS	
---	Pridgeon, Abi	14 CAM	NS	


---	Kern, Claire	16 CAM	NS
---	Shank, Ziva	13 CSO-WY	NS

## #5 Girls 1 mtr Diving

		270.00	4A 4A Qualification	
Name	Age	Team	Finals Score	
1 Turpin, Maggie		LAR	420.05	4A
2 Birdsley, Rowyn		LAR	416.60	4A
3 Walton, Emily		SHE-WY	351.55	4A
4 Reed, Ella	14	CEN-WY	350.20	4A
5 Enevoldsen, Brynlee		LAR	318.95	4A
6 Stirewalt, Katie		KWH-WY	313.70	4A
7 Fowler, Addison		LAR	306.85	4A
8 Henry, Emma		LAR	x299.85	4A
9 Besich, Maddie	14	THB-WY	281.65	4A
10 Griffiths, Eva		LAR	x275.95	4A
11 Bowden, Amelia		KWH-WY	274.00	4A

## #6 Girls 100 Yard Fly

		1:12.66	4A 4A Qualification	
Name	Age	Team	Finals Time	
1 Meares, Emily	17	CEN-WY	1:02.99	4A
	29.28	33.71		
2 Creary, Hailey	17	CAM	1:04.24	4A
	30.83	33.41		
3 Goodrich, Lindsey		KWH-WY	1:05.24	4A
	30.06	35.18		
4 Brown, Janaeh		CSO-WY	1:08.03	4A
	31.61	36.42		
5 Gilliland, Elsie		CSO-WY	1:08.92	4A
	32.03	36.89		
6 Link, Hazel	15	LAR	1:09.79	4A
	32.51	37.28		
7 Bagwell, Victoria		KWH-WY	1:12.02	4A
	32.75	39.27		
8 Caputo-Wilkowski, R	14	LAR	1:12.39	4A
	32.98	39.41		
9 Schabron, MacKenna	15	LAR	1:13.54	
	34.27	39.27		
10 Tippin, Eleanor		SHE-WY	1:15.36	
	34.76	40.60		
11 James, Abigail	14	EAS-WY	1:15.88	
	35.11	40.77		
12 Hunter, Harley	16	CAM	1:17.74	
	35.45	42.29		
13 Coffin, Jairah		LAR	1:18.42	
	35.91	42.51		
14 Munn, Sarah	15	SHE-WY	1:19.97	
	37.07	42.90		



## Cheyenne Invite - 10/7/2023

## Results - Cheyenne Invite

## #6 Girls 100 Yard Fly

15	Mathes, Mia	14 LAR	x1:22.15
	37.57	44.58	
16	Simkins, Reese	14 CEN-WY	1:27.13
	40.89	46.24	
17	Lewan, Amelia	14 NCH-WY	1:29.75
	40.93	48.82	
18	Gage, Natalie	14 EAS-WY	1:31.84
	42.44	49.40	
19	McClure, Annabelle	KWH-WY	1:33.19
	43.32	49.87	
20	Driefus, Qiana	14 EAS-WY	1:43.89
	45.83	58.06	
21	Lovelis, Dakota	16 EAS-WY	1:49.38
	49.94	59.44	

## #7 Girls 100 Yard Free

## 1:01.45 4A 4A Qualification

Name	Age	Team	Finals Time
1 Schierkolk, Chayse		KWH-WY	54.65 4A
	25.99	28.66	
2 Johnson, Maggie		KWH-WY	57.02 4A
	27.31	29.71	
3 Opdahl, Shea		KWH-WY	58.47 4A
	27.87	30.60	
4 Johnson, Adelyn		14 THB-WY	1:00.30 4A
	28.48	31.82	
5 Ayokosok, Nzelle		15 EAS-WY	1:00.34 4A
	28.85	31.49	
6 Graves, Addi		14 LAR	1:00.47 4A
	28.95	31.52	
7 Sanford, Grace		15 LAR	1:01.06 4A
	29.10	31.96	
8 Greenough, Wrigley		14 CAM	1:01.31 4A
	29.75	31.56	
9 Hancock, Lilyahna		SHE-WY	1:01.39 4A
	29.49	31.90	
10 Haigler, Ilyanna		NCH-WY	1:01.68
	29.06	32.62	
11 Smith, Eliana		KWH-WY	1:01.80
	29.72	32.08	
12 Skydan, Ivanna		SHE-WY	1:01.87
	28.73	33.14	
13 Baker, Cate		14 CEN-WY	1:03.22
	29.84	33.38	
14 Upward, Lindsey		16 CEN-WY	1:03.33
	29.90	33.43	
15 Brown, Jaelyn		13 CSO-WY	1:03.86
	29.87	33.99	


16	Pridgeon, Grace	16 CAM	1:04.21
	30.84	33.37	
17	Link, Poppy	17 LAR	1:04.37
	30.46	33.91	
18	Schaefer, Lily	16 CEN-WY	1:04.40
	30.31	34.09	
19	Johnston, Lola	SHE-WY	1:04.46
	30.93	33.53	
20	Wiblemo, Alex	16 CEN-WY	1:05.19
	30.85	34.34	
21	Edmunds, Brooke	NCH-WY	1:06.15
	32.45	33.70	
22	Peterson, Greeli	17 THB-WY	1:06.91
	32.56	34.35	
23	Pownall, Lela	17 THB-WY	1:07.18
	32.49	34.69	
24	Martinez, Braelyn	14 NCH-WY	1:07.22
	32.19	35.03	
25	Kiehn, Caitlyn	15 CAM	1:07.50
	32.49	35.01	
26	Malmberg, Reagan	SHE-WY	1:07.54
	32.61	34.93	
27	Slagle, Emmalea	KWH-WY	x1:09.19
28	Kern, Claire	16 CAM	1:09.22
	33.12	36.10	
29	Wentrobe, Lacie	13 CSO-WY	1:09.65
	33.22	36.43	
30	Steele, Austyn	14 NCH-WY	1:10.07
	33.07	37.00	
31	Little, Maci	14 EAS-WY	1:11.16
	34.20	36.96	
32	Wallace, Mary	15 EAS-WY	1:11.40
	34.23	37.17	
33	Vetik, Nika	14 THB-WY	1:12.68
	34.57	38.11	
34	Hess, Haley	17 CEN-WY	x1:14.61
	35.65	38.96	
35	Horst, Anna	14 CEN-WY	x1:14.62
	35.53	39.09	
36	Smith, Libby	14 THB-WY	x1:15.29
	35.77	39.52	
37	Studyvin, Makayla	15 LAR	1:15.73
	35.94	39.79	
38	Price, Bridgette	SHE-WY	x1:16.66
	37.75	38.91	
39	Davis, Chloe	14 CEN-WY	x1:16.97
	36.97	40.00	
40	Blatter, Aubery	KWH-WY	x1:17.12
	36.80	40.32	

41	Akes, Shaylyn	14 EAS-WY	1:17.51
	36.50	41.01	
42	Moore, Lucy	14 LAR	x1:19.36
	36.85	42.51	
43	Felton, Maddie	NCH-WY	x1:20.26
	38.34	41.92	
44	Lozano, Lucy	14 LAR	x1:24.06
	39.83	44.23	
45	Berg, Madeline	KWH-WY	x1:24.43
	39.96	44.47	
46	Brant, Olivia	14 LAR	x1:24.69
	40.64	44.05	
47	Pohlman, Bella	13 CSO-WY	1:25.56
	41.38	44.18	
48	Malin, Mykennah	15 EAS-WY	x1:26.58
	43.29	43.29	
49	Malin, Kennleigh	15 EAS-WY	x1:27.80
	43.03	44.77	
50	Nguyen, Anh	LAR	x1:29.40
	42.72	46.68	
51	Johnson, Anna	NCH-WY	x1:30.71
	41.61	49.10	
52	Tiernan, Kara	LAR	x1:30.77
	43.30	47.47	
53	Bezirium, Tempest	NCH-WY	x1:32.95
	45.18	47.77	
54	Moreno, Emily	KWH-WY	x1:38.69
	46.28	52.41	
55	Davis, Lizzy	CEN-WY	x1:50.89
	52.23	58.66	
56	Garcia, Selena	15 EAS-WY	x2:10.84
---	Bliss, Arianna	CSO-WY	NS
---	Pridgeon, Abi	14 CAM	NS

## #8 Girls 500 Yard Free

## 6:17.71 4A 4A Qualification

Name	Age	Team	Finals Time
1 Sawyer, Sydni		18 EAS-WY	5:28.71 4A
	29.11	32.05	32.70 33.23
	34.31	33.35	34.06 34.61
	33.25	32.04	
2 Rehard, Addie		14 CAM	5:41.64 4A
	30.40	33.62	34.24 34.31
	34.47	34.81	35.24 35.16
	35.44	33.95	
3 Gallion, Zoe		17 CAM	5:45.29 4A
	31.19	34.26	34.78 34.86
	34.86	34.65	35.14 35.53
	35.43	34.59	



**Cheyenne Invite - 10/7/2023**  
**Results - Cheyenne Invite**

**(#8 Girls 500 Yard Free)**

4	Shoales, Michelle	17 LAR	5:48.07	4A
	30.06	34.34	35.88	35.85
	35.24	35.96	35.82	35.86
	35.18	33.88		
5	Hintz, Danielle	15 CAM	5:48.38	4A
	31.96	34.30	35.36	35.09
	35.31	35.77	36.07	35.67
	35.55	33.30		
6	Smith, Brooklyn	16 LAR	5:48.40	4A
	32.28	35.42	35.35	35.70
	35.78	35.97	35.67	34.75
	34.30	33.18		
7	Whitesell, Jaesa	17 CEN-WY	5:52.07	4A
	31.11	35.00	35.12	35.29
	35.64	36.61	35.99	36.16
	35.90	35.25		
8	Goodrich, Lindsey	KWH-WY	5:58.45	4A
	31.85	34.78	35.82	36.76
	36.97	36.99	36.91	37.10
	36.51	34.76		
9	Bailey, Lillie	16 CEN-WY	6:02.42	4A
	31.76	35.49	36.45	37.54
	37.65	37.61	37.21	37.83
	36.75	34.13		
10	Olsen, Maddy	14 THB-WY	6:10.07	4A
	31.36	35.16	35.74	37.13
	36.51	38.75	40.06	39.90
	38.37	37.09		
11	Grover, Mikayla	14 CEN-WY	6:13.05	4A
	33.26	37.38	37.52	37.79
	38.16	37.97	38.08	38.02
	38.32	36.55		
12	Henderson, Keely	CSO-WY	6:17.03	4A
	33.45	38.41	39.07	38.34
	38.72	38.32	38.49	38.71
	38.06	35.46		
13	Meares, Norah	14 CEN-WY	6:18.40	
	35.30	38.62	38.23	39.12
	38.77	38.86	39.09	38.75
	37.72	33.94		
14	Robinson, Quin	17 LAR	6:19.17	
	33.52	38.38	39.16	39.53
	39.18	38.88	39.03	39.18
	37.76	34.55		
15	Walton, Emma	15 EAS-WY	6:27.79	
	34.45	38.90	39.65	40.07
	40.02	39.80	39.84	39.94
	39.45	35.67		

16	Newman, Ella	CSO-WY	6:47.83	
	35.85	39.78	40.59	41.33
	42.04	42.05	42.91	42.31
	40.90	40.07		
17	Goertel, Mikkel	14 EAS-WY	7:08.89	
	38.82	41.77	43.19	43.63
	43.40	43.70	43.83	43.69
	43.82	43.04		
18	Driefus, Qiana	14 EAS-WY	7:09.00	
	37.25	41.60	43.55	43.24
	44.17	44.46	45.24	45.79
	43.84	39.86		
---	Halsey, Bailey	CSO-WY	NS	
---	Davis, Liberty	17 CEN-WY	NS	


---	EAS-WY	B	x2:09.37	
	32.65	32.71	32.80	31.21
---	NCH-WY	C	x2:14.08	
	39.72	25.78	33.17	35.41
---	CEN-WY	C	x2:18.14	
	35.66	33.24	33.60	35.64
---	EAS-WY	C	x2:20.25	
	35.15	41.99	27.31	35.80
---	LAR	D	x2:22.19	
	32.45	36.94	32.58	40.22
---	CSO-WY	B	x2:30.28	
	35.25	38.69	35.42	40.92
---	KWH-WY	D	x2:33.05	
	35.05	38.35	44.21	35.44
---	LAR	E	x2:39.40	
	39.36	39.75	40.92	39.37
---	CEN-WY	D	x2:41.15	
	56.25	31.31	38.71	34.88
---	CAM	B	DQ	
	38.65	31.20	32.20	29.53

**#9 Girls 200 Yard Free Relay**

Team	Relay	Finals Time	
1 KWH-WY	A	1:41.97	
	24.86	25.77	
	26.05	25.29	
2 SHE-WY	A	1:50.90	
	28.12	26.61	
	28.48	27.69	
3 CAM	A	1:51.04	
	27.77	27.79	
	26.24	29.24	
4 LAR	A	1:51.41	
	28.86	28.06	
	27.82	26.67	
5 CEN-WY	A	1:51.87	
	26.76	29.16	
	28.32	27.63	
6 EAS-WY	A	1:54.84	
	28.32	29.62	
	30.03	26.87	
7 NCH-WY	A	1:57.74	
	28.78	37.57	
	21.40	29.99	
8 CSO-WY	A	2:01.72	
	31.92	31.26	
	30.71	27.83	
9 THB-WY	A	2:04.19	
	29.61	34.25	
	30.11	30.22	
---	KWH-WY	B	x1:52.86
	28.44	27.46	
	28.58	28.38	
---	LAR	B	x1:56.05
	28.52	29.75	
	30.17	27.61	
---	SHE-WY	B	x2:00.38
	30.18	29.99	
	30.04	30.17	
---	CEN-WY	B	x2:02.70
	29.54	29.50	
	33.14	30.52	
---	LAR	C	x2:02.77
	29.69	32.18	
	30.21	30.69	
---	NCH-WY	B	x2:08.31
	33.53	33.39	
	32.84	28.55	
---	KWH-WY	C	x2:09.18
	30.09	33.72	
	32.26	33.11	

**#10 Girls 100 Yard Back**

1:10.45 4A 4A Qualification			
Name	Age	Team	Finals Time
1 Hood, Kayleigh	15	CEN-WY	1:02.33 4A
	30.11	32.22	
2 Goodrich, Megan		KWH-WY	1:06.65 4A
	32.14	34.51	
3 Zach, Madi	15	THB-WY	1:06.83 4A
	32.21	34.62	
4 Smith, Braley	17	LAR	1:07.76 4A
	32.39	35.37	
5 Graves, Addi	14	LAR	1:07.93 4A
	33.66	34.27	
6 Jackson, Macradee	17	EAS-WY	1:08.50 4A
	33.22	35.28	
7 Johnson, Adelyn	14	THB-WY	1:09.61 4A
	34.26	35.35	
8 VanHorn, Laura	15	CEN-WY	1:09.77 4A
	33.54	36.23	
9 Mobley, Portia	17	LAR	1:10.90
	34.39	36.51	
10 Fackrell, Kortney		SHE-WY	1:12.00
	35.24	36.76	
11 Mcmillen, Kaden	16	CEN-WY	1:12.10
	33.77	38.33	
12 Fisher, Hannah		CSO-WY	1:13.05
	35.23	37.82	
13 Williams, Haylie		KWH-WY	1:14.35
	36.33	38.02	



**Cheyenne Invite - 10/7/2023**  
**Results - Cheyenne Invite**

**(#10 Girls 100 Yard Back)**

14	Moyle, Emmy	KWH-WY	1:14.56
	36.64	37.92	
15	Dube, Finnley	SHE-WY	1:15.74
	37.28	38.46	
16	Bellman, Mady	15 LAR	1:16.02
	37.68	38.34	
17	Leonhardt, Hayden	NCH-WY	1:16.86
	36.61	40.25	
18	Wheeler, Hope	14 NCH-WY	1:17.37
	36.99	40.38	
19	Bagwell, Victoria	KWH-WY	1:17.80
	37.87	39.93	
20	Taff, Rowyn	LAR	x1:18.94
	38.85	40.09	
21	Holthouse, Tillie	KWH-WY	x1:19.74
	36.96	42.78	
22	Derowitsch, Claire	KWH-WY	x1:20.10
	38.80	41.30	
23	Lewan, Amelia	14 NCH-WY	1:23.93
	40.79	43.14	
24	Vetik, Nika	14 THB-WY	1:28.38
	42.64	45.74	
25	Seitz, Vesper	15 EAS-WY	1:30.37
	42.00	48.37	
26	Brewer, Grace	16 CEN-WY	1:30.64
	44.12	46.52	
27	Cook, Lorna	LAR	x1:33.65
	43.56	50.09	
28	Sunderland, Makinle	14 CEN-WY	x1:36.30
	48.34	47.96	
29	Johnson, Anna	NCH-WY	1:55.96
30	Collins, Jaedyn	CSO-WY	1:57.23
	57.32	59.91	
31	Helling, Madysen	KWH-WY	x2:07.87
	55.34	1:12.53	
---	Smith, Inez	13 CSO-WY	NS

**#11 Girls 100 Yard Breast**

**1:19.48 4A 4A Qualification**

Name	Age	Team	Finals Time
1 DeLay, Izzy	17	CEN-WY	1:09.30 4A
	32.60	36.70	
2 Whitesell, Jaesa	17	CEN-WY	1:11.87 4A
	33.52	38.35	
3 Rogers, Sydney		KWH-WY	1:14.72 4A
	35.76	38.96	
4 Mowry, Hannah		SHE-WY	1:14.75 4A
	35.01	39.74	


5	Walter, Hailey	17 THB-WY	1:15.93 4A
	35.74	40.19	
6	Puntenev, Shayde	KWH-WY	1:16.86 4A
	36.63	40.23	
7	Lozano, Zoey	17 LAR	1:17.81 4A
	36.19	41.62	
8	Lamb, Kiersten	KWH-WY	1:18.45 4A
	36.73	41.72	
9	Garvin, Ava	NCH-WY	1:19.05 4A
	36.95	42.10	
10	Bailey, Lillie	16 CEN-WY	1:19.67
	37.52	42.15	
11	Thelen, Alex	14 LAR	1:21.27
	39.58	41.69	
12	Wallace, Mary	15 EAS-WY	1:22.71
	37.66	45.05	
13	Loseke, Emma	16 LAR	1:23.15
	39.75	43.40	
14	D'Agosta, Tensley	14 THB-WY	1:24.94
	40.52	44.42	
15	Middleton, Oceaynna	NCH-WY	1:24.97
	41.16	43.81	
16	Namken, Tatum	KWH-WY	1:26.23
	40.65	45.58	
17	Meyers, Sophia	KWH-WY	x1:26.65
	41.15	45.50	
18	Niglio, Cecilia	NCH-WY	1:28.52
	42.41	46.11	
19	Huxtable, Avery	14 NCH-WY	1:30.86
	42.44	48.42	
20	Harpstreith, Adelyn	14 CEN-WY	1:31.67
	43.48	48.19	
21	Valentine, Gentry	13 CSO-WY	1:32.72
	44.32	48.40	
22	Goertel, Mikkel	14 EAS-WY	1:33.77
	45.54	48.23	
23	Holthouse, Tillie	KWH-WY	x1:34.86
	43.06	51.80	
24	Simpson, Kaidyn	16 EAS-WY	1:36.77
	45.82	50.95	
25	Bouzis, Ellie	14 CAM	1:37.38
	43.43	53.95	
26	Wojciechowska, Kasi	15 CEN-WY	x1:38.56
	45.11	53.45	
27	Gage, Natalie	14 EAS-WY	1:39.17
	47.41	51.76	
28	McClure, Annabelle	KWH-WY	x1:49.38
	49.01	1:00.37	
29	Beziriun, Tempest	NCH-WY	x1:50.17
	51.40	58.77	

30	Felton, Maddie	NCH-WY	x1:53.00
	54.12	58.88	
31	Pohorelow, Alex	CSO-WY	1:56.43
	55.04	1:01.39	
---	Shank, Ziva	13 CSO-WY	NS

**#12 Girls 400 Yard Free Relay**

Team	Relay	Finals Time	
1 KWH-WY	A	3:48.23	
	26.09	55.14	
	27.92	59.52	
	27.35	57.68	
	15.54	55.89	
2 CEN-WY	A	3:54.38	
	27.49	58.01	
	27.71	58.00	
	28.90	1:02.10	
	26.16	56.27	
3 THB-WY	A	3:58.09	
	28.61	1:00.15	
	28.43	1:01.10	
	28.58	59.66	
	26.77	57.18	
4 CAM	A	4:02.29	
	28.50	59.86	
	28.22	59.50	
	28.63	1:00.29	
	30.03	1:02.64	
5 LAR	A	4:07.14	
	29.80	1:02.09	
	29.25	1:01.23	
	29.31	1:02.44	
	28.56	1:01.38	
6 SHE-WY	A	4:29.96	
	32.58	1:07.57	
	31.30	1:07.29	
	31.87	1:06.61	
	31.61	1:08.49	
7 CSO-WY	A	4:46.22	
	30.09	1:34.88	
	35.39	1:04.31	
	32.21	1:02.18	
	32.54	1:04.85	
8 EAS-WY	A	4:47.73	
	33.07	1:08.14	
	38.25	1:25.73	
	28.23	1:08.02	
	31.63	1:05.84	
---	KWH-WY	B	x4:14.93
	29.40	1:01.81	
	29.55	1:03.26	
	30.78	1:07.52	
	29.36	1:02.34	
---	LAR	B	x4:18.36
	29.66	1:02.12	
	29.88	1:11.60	
	24.69	58.61	
	31.76	1:06.03	
---	CEN-WY	B	x4:25.03
	29.75	1:02.05	
	33.21	1:11.22	
	31.65	1:04.93	
	31.85	1:06.83	
---	CAM	B	x4:46.32
	35.18	1:19.02	
	33.33	1:11.03	
	33.60	1:11.14	
	30.81	1:05.13	
---	CEN-WY	C	x5:00.24
	36.18	1:15.65	
	38.62	1:20.71	
	35.40	1:13.81	
	32.52	1:10.07	
---	EAS-WY	B	x5:10.44
	37.37	1:17.80	
	37.56	1:17.31	
	38.25	1:29.87	
	26.37	1:05.46	



**Cheyenne Invite - 10/7/2023**

**Results - Cheyenne Invite**

**(#12 Girls 400 Yard Free Relay)**

---	KWH-WY	C	x5:13.33	
	36.11	1:15.08	37.66	1:19.61
	40.57	1:26.72	33.43	1:11.92
---	NCH-WY	A	DQ	
	36.13	1:18.72	32.30	1:09.88
	33.97	1:12.67	39.40	1:22.81

**Scores - Women**

**Women - Team Rankings - Through Event 12**

1.	Kelly Walsh High School	538
2.	Laramie High School	498
3.	Cheyenne Central High School	443
4.	Campbell County High School	312
5.	Sheridan High School	296
6.	Thunder Basin High School	278
7.	Cheyenne East High School	265
8.	Cheyenne South	205
9.	Natrona County High School	145

